


Turks & Caicos Islands

2019-20

First Quarter Financial Report



April to June 2019



PREPARED BY THE OFFICE OF THE ACCOUNTANT GENERAL

FOREWORD

The First quarter of FY2019-20 Financial Report (Unaudited) presents a summary of the results of the operations of the Government of the Turks and Caicos Islands for April to June of this financial year. The report has been prepared in adherence to the Amended Public Finance Management Ordinance 2014 (Section 36. 01) which requires that the Accountant General prepares and submits unaudited budget report within 28 days after the quarter end.

The preparation and publication of this report reflects Government's commitment to transparent reporting of the Turks and Caicos Islands Government's (TCIG) finances, contributing to the overall accountability arrangement and an improved quality of governance & decision making.

This enables the Government to monitor more closely the usage of public funds and the associated risks and challenges, so that where corrective measures may be needed to be undertaken, they can be done much earlier than later. Likewise, the public, financial institutions and other stakeholders are able to monitor the finances of the Government to be assured that financial decisions are made in accordance with prudent financial management.

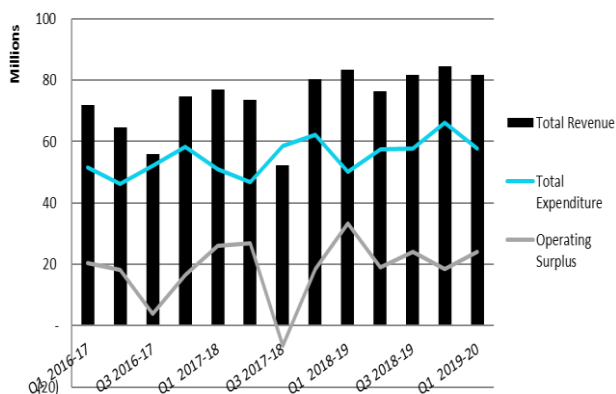
OVERVIEW

FISCAL SUMMARY

For the three months ended June 30, 2019

(Figures in US\$'000)	2019-20 Budget	3 Month Actual	3 Month Estimate	Prior Year Actual	Change from Estimate	% Change	Change from Prior Year	% Change
Revenue	305,842	81,737	86,392	83,280	(4,656)	↓ -5%	(1,544)	↓ -2%
Expenditure								
Recurrent	247,490	56,372	66,524	48,207	10,152	↓ 15%	(8,164)	↑ -17%
Non-Recurent	10,258	1,349	1,368	1,803	19	↓ 1%	454	↓ 25%
Total Expenditure	257,748	57,721	67,892	50,010	10,171	↓ 15%	(7,710)	↑ -15%
Operating Surplus	48,094	24,016	18,501	33,270	5,515	↑ 30%	(9,254)	↓ -28%


The **operating surplus** for the three months ending June 30, 2019 was \$24.0 million. This outturn was \$5.5 million ahead of the estimates, primarily due to lower than expected non-recurrent expenditure outflows. **On a year-over-year basis**, the results for the quarter saw a decrease of \$9.3 million from the first quarter of the previous fiscal year.



Revenue for the first quarter of the financial year was \$81.7 million, underperforming against the budgeted amount by \$4.7 million (5%) as well as the prior year's results by \$1.5 million (2%).

Expenditure for the first quarter of the financial year was \$57.7 million, underperforming against the estimates by \$10.2 million (15%) while being above the previous year's results by \$7.7 million (15%).

**Revenue Distribution
First Quarter FY 2019-20**



Development Fund Expenditure for the first quarter of 2019-20 was \$3.2 million. This is related mainly to capital projects approved in previous financial years which includes; the construction, renovation & upgrading of educational facilities throughout the islands, road development, as well as the purchase of transport equipment. With a capital plan of \$36.6 million for the financial year 2019-20, spending on capital projects is expected to increase in the ensuing months once the procurement plan for the current financial year is approved.

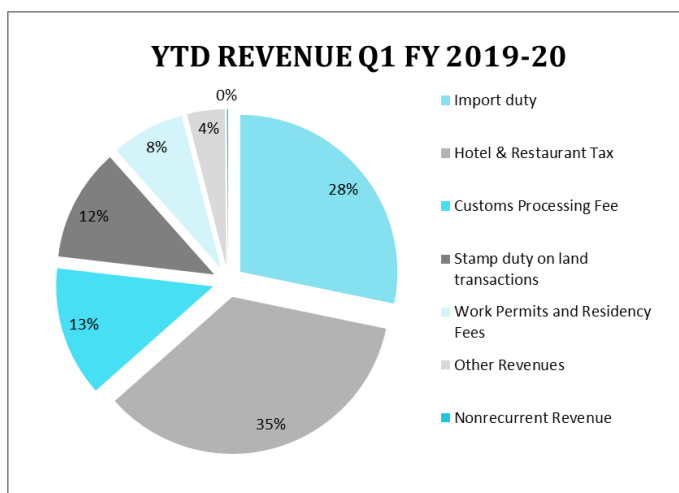
REVENUE & EXPENDITURE

Revenue Results - April to June 2019

Revenue <i>(Figures in US\$'000)</i>	Quarter 1 2019/20		
	Actual	Budget	Prior Year
Import duty	18,930	19,279	18,807
Hotel & Restaurant Tax	23,599	21,935	20,447
Customs Processing Fee	8,976	8,710	8,565
Stamp duty on land transactions	7,776	9,236	8,445
Work Permits and Residency Fees	5,053	5,683	5,235
Other Revenues	17,317	19,884	19,079
Total Recurrent Revenue	81,653	84,727	80,577
Nonrecurrent Revenue	84	1,665	2,704
Total Revenue	81,737	86,392	83,280

Revenue for the first three months was \$81.7 million which performed below both the budgeted and prior year's results. This unfavorable variance was primarily due to lower than expected stamp duty on land transactions as well land sales.

Of the total collected during the first quarter, \$23.6 million or 29% was derived from Hotel and Restaurant tax. This amount was \$1.7 million above estimate which attributed to the amnesty program which offered a 100% waiver in penalties for businesses that were in arrears up April 30th, 2019 and a further 50% and 25% waiver for payments made by May 15th and May 31st respectively. Import Duties totaling \$18.9 million also accounted for 23% of revenues despite the concession order still being in place during the first month of the quarter. The other three major revenue heads listed above accounted for a further 27% of revenues.

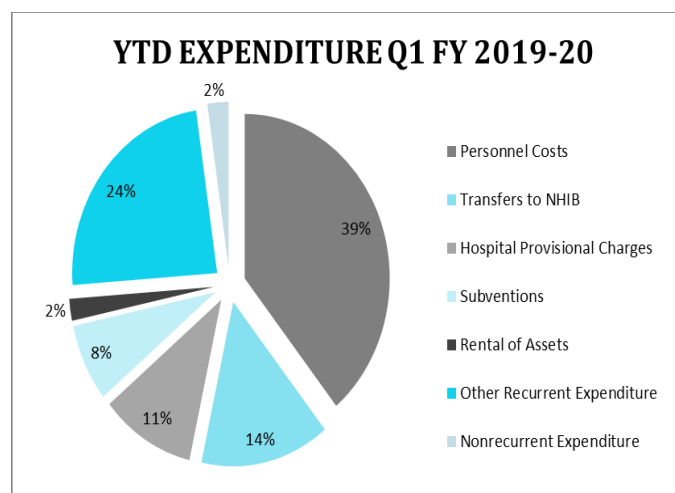


Expenditure Results - April to June 2019

Expenditure <i>(Figures in US\$'000)</i>	Quarter 1 2019/20		
	Actual	Budget	Prior Year
Personnel Costs	22,585	24,205	21,915
Transfers to NHIB	8,314	8,314	5,531
Hospital Provisional Charges	6,068	6,143	5,011
Subventions	4,416	3,359	3,709
Rental of Assets	1,239	1,613	1,139
Other Recurrent Expenditure	13,751	22,891	10,902
Total Recurrent Expenditure	56,372	66,524	48,207
Nonrecurrent Expenditure	1,349	1,368	1,803
Total Expenditure	57,721	67,892	50,010

Recurrent Expenditure for the first three months was \$56.4 million, an underperformance of \$10.2 million when compared to the 3-month estimates, due mainly to lower than expected performance in nearly all economic heads, while being \$7.7 million above last year's performance.

Personnel costs, which accounted for 39% of expenditure totaled \$22.6 million for the quarter and was \$1.6 million behind budget while being up \$0.7 million from prior year's cost largely owing to the recent strides in filling vacant positions. Transfers to NHIB and Hospital Provisional Charges together accounted for 25% of total expenditure, while Subventions and Rental of Assets accounted for 8% and 2% of expenditure respectively. Other recurrent expenditure of \$13.8 million accounted for a further 24% of total expenditure with nonrecurrent expenditure accounting for 2%.



REVENUE & EXPENDITURE BY MINISTRY

(All figures in US\$'000)	Quarter				Year to Date			
	Actual	Revised Budget	Variance		Actual	Revised Budget	Variance	
CASH INFLOWS								
01 Governor's Office	134	341	(208)		134	341	(208)	-61%
03 Police	20	338	(317)	0%	20	338	(317)	0%
04 Attorney General's Chambers	8,118	9,626	(1,508)	-16%	8,118	9,626	(1,508)	-16%
05 Judiciary	213	182	31	17%	213	182	31	17%
14 Statutory Charges	67	1,053	(986)	0%	67	1,053	(986)	0%
16 Border Control & Employment	7,192	7,925	(733)	-9%	7,192	7,925	(733)	-9%
54 Finance Trade & Investment	63,144	63,207	(63)	0%	63,144	63,207	(63)	0%
57 Education Youth Sports & Culture	24	178	(154)	-86%	24	178	(154)	-86%
59 Home Affairs Transportation & Communication	1,141	1,018	123	12%	1,141	1,018	123	12%
60 Infrastructure Housing & Planning	189	549	(360)	-66%	189	549	(360)	-66%
61 Tourism Environment Heritage & Culture	1,375	1,883	(508)	-27%	1,375	1,883	(508)	-27%
62 Health Agriculture & Human Services	120	93	26	28%	120	93	26	28%
TOTAL RECEIPTS	81,737	86,392	(4,656)	(5%)	81,737	86,392	(4,656)	-5%
PAYMENTS								
01 Governor's Office	1,357	2,032	675	33%	1,357	2,032	675	33%
03 Police	6,249	6,865	616	9%	6,249	6,865	616	9%
04 Attorney General's Chambers	1,429	1,773	344	19%	1,429	1,773	344	19%
05 Judiciary	2,043	2,437	395	16%	2,043	2,437	395	16%
14 Statutory Charges	3,300	3,063	(238)	(8%)	3,300	3,063	(238)	(8%)
16 Border Control & Employment	2,263	2,909	646	22%	2,263	2,909	646	22%
54 Finance Trade & Investment	4,051	5,614	1,562	28%	4,051	5,614	1,562	28%
56 Deputy Governor's Office	552	782	230	29%	552	782	230	29%
57 Education Youth Sports & Culture	8,049	9,953	1,904	19%	8,049	9,953	1,904	19%
58 Director of Public Prosecutions	311	417	106	25%	311	417	106	25%
59 Home Affairs Transportation & Communication	3,007	3,544	537	15%	3,007	3,544	537	15%
60 Infrastructure Housing & Planning	3,410	4,439	1,029	23%	3,410	4,439	1,029	23%
61 Tourism Environment Heritage & Culture	2,403	2,198	(205)	(9%)	2,403	2,198	(205)	(9%)
62 Health Agriculture & Human Services	18,021	20,164	2,142	11%	18,021	20,164	2,142	11%
63 House of Assembly	745	864	118	14%	745	864	118	14%
64 Office of The Premier & District Administration	536	840	303	36%	536	840	303	36%
TOTAL PAYMENTS BEFORE CAPITAL	57,728	67,892	10,164	15%	57,728	67,892	10,164	15%
OPERATING SURPLUS/(DEFICIT)	24,009	18,501	(5,508)	-30%	24,009	18,501	(5,508)	-30%

All Program expenditure outturn came in less than estimated for the first quarter of FY 2019-20, resulting in an underperformance of \$10.2 million (15%) when compared to the budget estimates. This under expenditure was a major contributor in the operating surplus for the period being \$24.0 million. Driving program expenditure continues to be an area of concern and will be a key focus as the year progresses.

CASH FLOW

<i>(Figures in US\$'000)</i>	Quarter 1 2019/20			Variance				Year to Date			Variance			
	Actual	Budget	Prior Year	Budget	Prior Year			Actual	Budget	Prior Year	Budget	Prior Year		
Recurrent Revenue	81,653.0	84,727.4	80,576.8	(3,074.4)	(4%)	1,076.2	1%	81,653.0	84,727.4	80,576.8	(3,074.4)	(4%)	1,076.2	1%
Recurrent Expenditure	56,371.7	66,524.1	48,207.3	10,152.4	15%	(8,164.5)	(17%)	56,371.7	66,524.1	48,207.3	10,152.4	15%	(8,164.5)	(17%)
Net Recurrent Surplus	25,281.3	18,203.3	32,369.6	7,077.9	39%	(7,088.3)	(22%)	25,281.3	18,203.3	32,369.6	7,077.9	39%	(7,088.3)	(22%)
Non-Recurrent Revenue	83.5	1,664.9	2,703.6	(1,581.4)	(95%)	(2,620.1)	(97%)	83.5	1,664.9	2,703.6	(1,581.4)	(95%)	(2,620.1)	(97%)
Non-Recurrent Expenditure	1,348.9	1,367.7	1,803.1	18.7	1%	454.2	25%	1,348.9	1,367.7	1,803.1	18.7	1%	454.2	25%

<i>(Figures in US\$'000)</i>	Quarter 1 2019/20			Variance				Year to Date			Variance			
	Actual	Budget	Prior Year	Budget	Prior Year			Actual	Budget	Prior Year	Budget	Prior Year		
Cash Flow from Operations	24,015.8	18,500.6	33,270.0	5,515.2	30%	(9,254.2)	(28%)	24,015.8	18,500.6	33,270.0	5,515.2	30%	(9,254.2)	(28%)
Less:														
Capital Expenditure	(3,187.1)	-	(2,881.1)	(3,187.1)	-	(306.1)	11%	(3,187.1)	-	(2,881.1)	(3,187.1)	-	(306.1)	11%
Debt Repayments	(2,863.8)	(2,330.5)	(2,863.8)	(533.3)	23%	-	-	(2,863.8)	(2,330.5)	(2,863.8)	(533.3)	23%	-	-
Borrowing	-	-	-	-	-	-	-	-	-	-	-	-	-	-
Bond Inflows	183.6	160.5	160.5	23.1	-	23.1	-	183.6	160.5	160.5	23.1	-	23.1	14%
Transfers from/(to) NWF	-	-	-	-	-	-	-	-	-	-	-	-	-	-
Net Working Capital	6,340.3	-	1,972.6	6,340.3	-	4,367.7	221%	6,340.3	-	1,972.6	6,340.3	-	4,367.7	221%
Net Cash Flows	24,488.8	16,330.6	29,658.2	8,158.2	50%	(5,169.4)	(17%)	24,488.8	16,330.6	29,658.2	8,158.2	50%	(5,169.4)	(17%)

The underlying cash balance at the end of the first quarter, inclusive of development fund expenditure was \$24.5 million, which was \$8.1 million ahead of the estimates while 5.2 million below the prior year's outturn.

\$30.0 million was placed on a fixed term deposit with CIBC First Caribbean International Bank currently earning interest at a rate of 0.18% for six (6) months. An additional amount of \$70.4 million remains in an on-call money market account at Scotiabank (Turks and Caicos). This deposit is currently earning interest at a rate of 0.55% per annum which is a negotiated 15% increase from what was previously earned. The cash flow forecast for ensuing month indicates that flows should remain positive.

OUTSTANDING PUBLIC DEBT

Public Debt	Opening	June 30, 2019	
	01-Apr-18	Principal Repayment	Outstanding Principal
<i>(Figures in US\$'000)</i>			
	\$ 000's	\$ 000's	\$ 000's
TCInvest Loans - Unsecured	9,394.3	2,863.8	6,530.5
Total Outstanding Public Debt	9,394.3	2,863.8	6,530.5

Repayment for the year to date was \$2.9 million, which reduced Loans and Bonds from a total \$9.4 million at the beginning of the fiscal year, to \$6.5 million at the end of the quarter. Debt servicing cost associated with this repayment totaled \$0.1 million.

DEVELOPMENT FUND

<i>DEVELOPMENT FUND SUMMARY</i>	EXPENDITURE	CONSOLIDATED FUND CONTRIBUTION & APPROVED CONTRACT	TRANSFERS	AVAILABLE	
				FOR YEAR	CUMULATIVE
Opening balance				967.2	967.2
2014	8,051.0	14,573.8	(17.7)	6,505.1	7,472.3
2015	11,539.0	19,372.8	(505.2)	7,328.7	14,801.0
2016	23,509.5	30,999.6	(182.0)	7,308.1	22,109.1
2017	16,059.1	17,761.9	(420.4)	1,282.4	23,391.5
2018	17,580.6	32,641.5		15,060.9	38,452.4
Jun-19	3,187.1			(3,187.1)	35,265.3
	79,926.2	115,349.6	(1,125.3)	38,452.4	

In accordance with the PFM Ordinance Section 18(2) (b), Approximately \$38.5 million remains available for expenditure over the life of the specific projects after expenditure on capital projects thus far for the fiscal year of \$3.2 million, relating mainly to capital projects approved in the previous financial year.

Spending on capital projects is expected to increase within the ensuing months as the procurement plan for the current financial year will be expected to publish shortly and tendering of projects listed in the current development budget will commence. With a budget of \$36.6 million, driving capital expenditure will be a key focus for Government as this financial year progresses.

NATIONAL WEALTH FUND

The balance in the National Wealth fund at the end of the first quarter stood at \$8.0 million.

NATIONAL FORFEITURE FUND

The National Forfeiture Fund had a balance of \$5.2 million at March 31, 2019

FISCAL OUTLOOK

It is evident that the Turks and Caicos Island's economy continues to rebound and experience some growth which current forecast expect will continue in the near future. The financial performance in the first quarter and the consequent results of the financial year, highlight an operating surplus of \$24.0 million and resulting net cash flow of 24.5 million after capital expenditure and debt repayments.

Recurrent revenue outturn for the quarter although up from the prior year's outturn, was less than the budgeted amount. Recurrent expenditure also saw significant underperformance in comparison to both the budgeted and prior year's results. Expenditure forecasting remains a problem and efforts are being made to better profile expenditure based on historical trends and known events. At this point however, it is projected that both revenue and expenditure gains will be made as the year progresses. The government will continue to monitor economic developments and will provide further forecast in future fiscal updates

The Government continues to face various challenges in the global environment including susceptibility to external shocks and challenges including natural disasters, as experienced at the in the previous financial year. There is continued uncertainty as to the impact of Brexit on the world economy and specifically on the Turks and Caicos Islands. Within this context, while continuing to provide value for money as well as efficient and effective public services; TCIG continues to focus on prudent expenditure management as well as strengthening the revenue enhancement efforts.

APPENDICES

REVENUE BY ECONOMIC CLASSIFICATION

	ACTUAL US\$'000	ESTIMATE US\$'000	PRIOR YEAR US\$'000
Hotel & Restaurant Tax	23,599	21,935	20,447
Stamp duty on land transactions	7,776	9,236	8,445
Seaport Departure Tax	1,336	846	877
Communications Tax	1,173	1,735	1,550
Gaming Machine Tax	1,007	1,004	933
Stamp Duty - Vehicle Hire	516	529	453
Insurance Premiums Tax	402	471	382
Bank Services Tax	229	234	216
Casino Winning Tax	38	105	96
Stamp duty Miscellaneous	16	58	102
Lottery Tax	-	129	91
Total taxes on goods and services	36,092	36,284	33,592

	ACTUAL US\$'000	ESTIMATE US\$'000	PRIOR YEAR US\$'000
Import duty	18,930	19,279	18,807
Customs Processing Fee	8,976	8,710	8,565
Fuel Tax	2,609	2,504	2,257
Duty free shops Royalties	288	221	178
Aviation Fuel Royalty	227	192	232
Total duties (excluding stamp duty)	31,030	30,906	30,039

	ACTUAL US\$'000	ESTIMATE US\$'000	PRIOR YEAR US\$'000
Business Licence Renewal	1,396	1,582	1,386
Telecommunications licence	1,029	1,342	1,207
Vehicle Licence	609	713	713
Drivers Licence	208	209	199
Gaming Location Licence	118	158	110
Fishing licence	31	40	38
Liquor licences	16	22	20
Gun Licences	2	-	-
Sand and Quarry Licences	2	5	10
Animal License	1	-	3
Casino Permits	-	26	15
Casino licences	-	150	-
Total licences	3,412	4,246	3,699

	ACTUAL	ESTIMATE	PRIOR YEAR
	US\$'000	US\$'000	US\$'000
Work Permits	5,053	5,683	5,235
Permanent Residency Fees	480	779	613
Temporary Work Permits	314	324	403
Work Permits Repatriation Program	235	170	156
Labour Clearance Fees	234	200	210
ID Card Fees	205	133	53
PDA application fees	181	238	298
Fines and forfeitures	145	135	152
Audit fees	134	341	-
Residence Permit Fees	102	33	-
Migrant Processing Fee	70	55	51
National Parks Fees	58	86	83
Naturalisation Fees	57	60	66
Fees for Official Search, Inspectio	54	54	58
Court and Office fees	52	25	26
Sand and Quarry Royalties	48	68	68
Registration fees	45	38	42
Medical fees and charges	23	20	16
Hotel Inspection Fees	13	4	3
Dental fees	10	5	6
Penalties	9	13	5
Survey fees	8	3	5
Salt Cay Boat Fees	8	10	11
Animal Importation Permit	8	5	5
Application Fees Companies	5	8	9
Examination fees	3	7	3
Belongers Status	2	-	-
Scientific Research Permit	1	-	-
Time Sharing Fees	-	-	10
Sand Mining	-	-	-
Total fees, fines and permits	7,554	8,495	7,584

	ACTUAL	ESTIMATE	PRIOR YEAR
	US\$'000	US\$'000	US\$'000
Turks and Caicos Islands Financial Services Commission	835	2,625	2,975
Turks and Caicos Islands Port Authority	9	-	381
Invest Turks and Caicos			
Turks and Caicos Islands Telecommunications Commission			
Integrity Commission			
Civil Aviation	487		
Total transfers from controlled entities	1,331	2,625	3,356

Government of the Turks and Caicos- First Quarter Report (Unaudited)

	ACTUAL	ESTIMATE	PRIOR YEAR
	US\$'000	US\$'000	US\$'000
Overtime Cost recovered	892	909	929
Other Receipts	236	97	176
Crown land rents received	223	278	420
Sale of water	196	300	300
Visas	102	66	53
Legal fees recovered	85	82	87
Land Sales	67	1,053	354
Sale of confiscated goods	66	7	4
Travel Documents	54	44	56
Ship Registration and Tonnage	46	35	43
Warehouse rents	39	22	71
Sale of Stamps	38	35	36
Police Records	16	38	-
Mail Box Rental	12	16	8
Water and Sewage Related Operations	11	1	16
Printing for third parties	10	19	18
Other Postal Services	6	11	8
Rent of Government property	6	5	
Map sales	5	7	7
Sale of Law Books	3	1	1
Commercials	3	11	9
Agricultural Sales	2	2	2
Garbage Collection	2	2	2
Sale of Text Books	1	8	5
Commemorative Coins	1	-	-
Circulatory Coins	1	1	1
CPU Third Party Sales	1	-	5
Sale of books	-	-	-
Sale of Past Papers	-	-	-
Contributions towards Special Schoo	-	-	-
Civil Recoveries	-	-	2,350
Clinical and Surgical Services	-	-	-
Farm Sales	-	-	1
NIB Revenue	-	-	-
CPU Third Party Sales	-	-	-
Dormant Accounts	-	-	-
Custons Refunds	-	(5)	(39)
Immigration Refunds	(2)	(19)	-
Total other revenue	2,121	3,025	4,923

Government of the Turks and Caicos- First Quarter Report (Unaudited)

	ACTUAL US\$'000	ESTIMATE US\$'000	PRIOR YEAR US\$'000
Interest Income	165	176	58
Bond Inflows	15	23	28
Total finance income	180	199	87

	ACTUAL US\$'000	ESTIMATE US\$'000	PRIOR YEAR US\$'000
European Union (EU) Grant - Budgetary support			
Other Grants and External Assistance	17	612	-
Total grants from multilateral agencies	17	612	-

EXPENDITURE BY ECONOMIC CLASSIFICATION

	ACTUAL	ESTIMATE	PRIOR YEAR
	US\$'000	US\$'000	US\$'000
Salaries and Wages	16,921	18,572	16,468
Contribution to Pension and Health Plans	1,319	1,504	1,290
Housing Allowances	1,055	1,134	1,028
Transport Allowances	242	322	224
Telephone Allowances	186	222	180
Other Allowances	1,543	1,738	1,419
Total compensation of employees	21,265	23,492	20,608

	ACTUAL	ESTIMATE	PRIOR YEAR
	US\$'000	US\$'000	US\$'000
Pensions	1,257	75	1,228
Gratuities	63	211	80
Pensions - Legislators		127	
Gratuities - Legislators		300	
Total pensions and gratuities	1,320	713	1,308

	ACTUAL	ESTIMATE	PRIOR YEAR
	US\$'000	US\$'000	US\$'000
TCI Tourist Board	1,323	451	1,379
TCI Community College	986	986	817
Invest Turks and Caicos	891	668	730
Integrity Commission	473	473	373
TCI Civil Aviation Authority	440	336	330
Human Rights Commission Expenses	123	146	-
TCI National Trust	90	45	75
Complaints Commissioner's Office	61	78	-
Financial Intelligence Agency	30	175	-
Total subventions	4,416	3,359	3,704

	ACTUAL	ESTIMATE	PRIOR YEAR
	US\$'000	US\$'000	US\$'000
Finance Cost	123	290	260

	ACTUAL	ESTIMATE	PRIOR YEAR
	US\$'000	US\$'000	US\$'000
Medical Treatment - Transfers to NHIB	8,314	8,314	5,531
Hospital Provisional Charges	6,068	6,143	5,011
Maintenance Expenses	1,713	2,306	1,537
Grants and Contributions	1,370	2,308	796
Insurance	1,247	1,502	1,270
Rental of Assets	1,239	1,613	1,139

Government of the Turks and Caicos- First Quarter Report (Unaudited)

	ACTUAL	ESTIMATE	PRIOR YEAR
	US\$'000	US\$'000	US\$'000
SIPT Court Cases	1,156	1,125	1,140
Utilities	1,135	1,247	956
Special Investigation Prosecution T	1,067	902	801
Local Travel and Subsistence	895	1,117	550
International Travel and Subsistence	594	936	328
Bank Charges	582	427	393
Social Welfare	569	561	427
Repatriation Expenses	494	500	269
Recurrent Sub Programmes and Projects	480	1,150	629
Professional and Consultancy Services	429	1,545	431
Communications Expenses	350	490	273
Security Expenses	257	540	-
Fuel	239	326	169
Other Supplies Materials and Equipment	230	758	146
Unallocated Stores	165	183	41
Office Expenses	164	435	452
Legal Costs Civil Recovery	159	175	334
Hosting and Entertainment	156	435	103
Data Communication Cost	151	553	250
Training	132	362	69
Transport by School Bus	118	140	103
Uniforms & Protective Clothing	114	252	26
Computer Licence Software and Hardware Maintenance	105	691	77
Rations	98	65	46
Statutory Bodies Audit Costs	94	341	-
Other Sundry Expenses	82	124	26
Civil Recovery Court Costs	71	115	61
Subscriptions Periodicals Books	68	229	15
Advertising and Promotions	54	109	39
Juror Costs	43	201	14
Claims Against Government	40	293	16
Transport of Prisoners	39	35	28
Refuse Collection	34	101	28
Court Contingency Costs	30	89	44
Catering Services	20	18	7
Traffic Section, Arms and Ammunition	19	13	6
Prisoners Meals - Police	19	15	15
External Donor Expenses	19	612	-
Vessel Operating Costs	12	22	34
Drugs Medical and Lab. Supplies	12	83	4
Port Charges Freight Handling Load	12	29	7
Aircraft and Vessel Operating Cost	11	30	23
Statistical Surveys	11	95	1
Statutory Land Acquisition		-	-
Other Operating Expenses	125	384	465
Total other operating expenditure	30,604	40,038	24,131

DEVELOPMENT FUND EXPENDITURE

	Balance B/F	Estimates	Contract Award	YTD Expenditure
Project Title	2018/2019	2019/2020	2019/2020	2019/2020
Special Project	-			-
Police Boats	(1,006,607)			-
Renovation works to all RTCIPF Buildings	(97,602)			-
911 Project	-			-
Equipment for the Police	-			-
Police Vehicles	-			-
CCTV Implementation	53,521			-
Police Vehicles	21,791			-
Valuation of Government Fixed Assets	-			-
Design and Implement E-Land	68,961			60
Illegal Development/Squatter Containment	130,000			-
Furniture and Equipment	(642)			-
Equipment for Judiciary	(90)			-
National Skills Audit	(63,475)			-
Monitoring Cabin for Radar Station	25,673			-
Furniture and Equipment Border Control and Employment	180,000			-
Border Control Refurbishing of Building	(3,827)			-
Border Control Management Information System Phase 2	209,862			-
Border Control Building Refurbishment phase 2	(199,930)			-
Radar Tracking Software Upgrade	-			-
Population Policy	-			-
Refurbishment of Sammy Been Building- Phase 3	-			-
Scanning of Documents and Registration and Citizenship Modules	-			-
EU Housing Initiative	111,000			-
Counter-part Contribution for BNTF 7	26,573			-
Counter-part Contribution for BNTF 8	-			-
Security Dogs for Customs	-			-
Upgrade of the Revenue System SIGTAS	194,837			60
Provision for CDB Shares	(69,912)			-
CDB Capital Payment	(272)			-
International Finance, Marketing and Promotion	621,785			-
Retrofitting of Office space for Ministry of Finance	-			-
Strengthening of Investments	-			-
Business Transformation Project	102,100			-
Property Acquisition	(478,042)			-
Outfitting of Ministry of Finance Department	-			-
Turks and Caicos Islands Airport Authority Master Plan	4,635			-
CDB Policy	-			-
Hosting of CDB Board of Governors Meeting	(382,241)			-
Sea Defence	300,000			-
Transport Master Plan	-			-
Acquisition of TOLCO secured loan	-			-
Rebasing of the National Accounts Estimates	-			-
National Household Listing Exercise	-			-
Construction of New Primary School in PLS	4,700,762			-
Scholarship Database System	90,000			-
ICT Upgrade for All Schools	40,024			-
Upgrading of Sporting Facilities Throughout the Islands	(171,270)			-
Down Town Ball Park Lights	(171,076)			-
Establishment of Green Fitness Parks across the Islands	-			-
Upgrading of Schools	(525,547)			-
Upgrading of TCICC Campus - GDT	11,918			-
Upgrading Labs - All Schools	218,948			-
Project Management EDF-11	259,524			-
Upgrade of Resource Centres	-			-
Electronic Teaching Aid and Software	-			-
Mangement and Consultancy Service	(38,085)			-
Schools Infrastructure Recovery Projects	4,072,515			-
Sports Equipment for schools	-			-
South Caicos Sports and Recreational Centre	(231,668)			-
Construction and Furnishing of New Block -Eliza Simon's Primary	(797,460)			-
Eliza Simmons Primary School Furniture and Equipment	(67)			-
Upgrading Training and Vocational Rooms at the TCICC	-			-
HJR Building Works	63,091			-
New High School - Infrastructure upgrade	1,620,000			-
New High School	(1,616,899)			-
Upgrading Raymond Gardiner	-			-
Refurbishment of Entrance to Adelaide Oemler Primary School	-			-
Long Bay High School- Phase 2	(115,526)			-
Long Bay High School Furniture and Equipment -Phase II	(140,257)			-
Long Bay High School Phase III	(1,238,062)			-
Furniture for Long Bay Phase 3	-			-
National Emergency Operating Centres	-			-

Government of the Turks and Caicos- First Quarter Report (Unaudited)

Project Title	Balnce B/F	Estimates	Award	Expenditure
	2018/2019	2019/2020	2019/2020	2019/2020
Upgrading of Shelters	-			-
Post Office Redevelopment	(684,254)			100,746
License Plate Project	-			-
Upgrade of Prisons	500,000			-
Repairs to Perimeter Fence of HMP	118,575			-
Fire Hall for TCI	1,000,000			-
Equipment for Fire Dept.	-			-
The Purchase or renovating the Juvenile Centre	(154,476)			-
Homes for Domestic Violence	129,678	350,000		-
Antennas for Radio Turks and Caicos	6,750			-
Strengthening of Retaining Walls	-			-
Repairs to Causeway Bridge	(206,151)			-
Installation of Shutters on Gov't Buildings -all Islands	(4,079)			-
Bombarra Dockslip Extension	(4,700)			-
Road Development Programme- Belle Field Landing Road	16,800			-
West Road Fish Market phase 2	37,235			-
Upgrading of the NJS Francis Building	345,200			-
Road Development	103			-
Development Fund Project Management	15,900			-
Shore Club / Long Bay subdivision Water Project	(29,821)			-
Lighthouse Road Project	(308,503)			-
Major Hill Road Development	(147,435)			-
Replacement Roof Governor's Office Phase II	7,060			-
Road Development Phase II	(1,481,365)			-
Blue Hills Master Plan	-			-
Government Office Block - XSC	964,792			-
Road Development Phase 3	841,811			277,874
Construction of Building to House new RO Plant - XSC	(4,200)			-
Procurement & Installation of Smart Metering System for Grand Turk	-			-
Procurement & Installation of Water Vending Kiosk Machines in Grand Turk	-			-
Replacement Vehicles	68,373			-
National Physical Development Plan	1,470,079			60
Planning Application Database System	-			-
Furniture and Equipment for Conference System - Estate Mgmt.	1,200			-
Implementation of Legislative and Regulatory Reform for the Energy Sector	(23,060)			-
Petroleum Sector Risk Assessment and Legislative Upgrade	17,787			-
Energy Audit and Retrofitting of NJS Francis Building	69,862			-
Review of PLS Water Company	(27,951)			-
Machine for Mooring Buoy	406			-
Vessel for DEMA	(1,095)			-
Purchase of Boat Trailers	-			-
Procurement of Boat Engines	-			-
Replacement of DECR Trailer Officer in Providenciales	-			-
Bight Fish Fry and Cultural Village	357,774			-
Boat Removal Project; Salvage consultant for the removal of MV Mega One Triton	287,801			-
Promenade for Bottle Creek	-			-
Craft Market- North Caicos	-			-
Infrastructure and Familiarization Improvements for Heritage Sites	-			-
Dental Equipment for All Islands	-			-
Furniture & Equipment for Islands Caicos Clinic	595,744			-
Community Clinic	(350,101)			-
Community Clinic - Bottle Creek	(1,256,668)			80,843
Environmental Health Storage Buildings	75,123			-
Vector Control Trucks	971			-
Mental Health Home Phase II	(313,939)			-
Refurbishment of and outfitting of the Wellness Centre – GDT	(31,533)			-
Stepwise Approach to Surveillance of Chronic Disease Risk Factors in TCI	26,338			-
Vector Control Vehicle - XNC/MC	25,000			-
Health IT Projects	149,054			-
Mobile Clinics	1,300			-
Furniture and Equipment for Wellness Centre-GDT	2,658			-
Half Way House	-			-
Wellness Centre Phase II	499,369			-
Morgue and Equipment	28,451			-
Furniture and Equipment	11,092			-
Renovation of the National Public Health Lab	50,000			-
Health Information System	-			-
Furniture and Equipment for Morgue	147,779			-
Agriculture Development Phase II	40,680			-
Furniture and Equipment for Wellness Centre Phase II	-			-
Ambulances	223,986			-
Purchase of Transport Vehicle EMS(Ambulance) Department	6,106			-
Health Conferences	-			-
Ambulance - Middle Caicos	1,160			-
Equipment Upgrade for HOA	-			-

Government of the Turks and Caicos- First Quarter Report (Unaudited)

Project Title	Balnce B/F	Estimates	Award	Expenditure
	2018/2019	2019/2020	2019/2020	2019/2020
Sports Equipment	-	-	-	-
CCTV - Grand Turk & Providenciales	1,599,893	800,000	-	-
Aircraft Replacement	2,860,000	1,500,000	-	-
Schools Infrastructure Project Phase 1	2,853,603	-	-	-
Schools Infrastructure Project Phase 2	3,724,730	824,730	-	-
Prison Block Reconstruction	1,230,664	500,000	-	-
Fire Truck and Equipment	573,451	-	-	-
Replacement Furniture for Departments	308,101	250,000	-	-
Shelters and Emergency Operations Center	635,284	-	-	-
Road Development Phase 4	4,145,422	-	-	-
Reinstatement of Government Buildings All Islands	4,439,689	1,639,688	-	-
Reinstatement of Seawall Salt Cay	825,000	-	-	-
Replacement of Government Vehicles Phase II	479,269	-	-	-
Construction of Promenade/Boardwalk and Craft Market for Bottle Creek	1,321,008	880,000	-	-
Enhancing the Tourism Product: Implementation of Online Monitoring	414,143	350,000	-	-
DECR and Tourism Facilities	284,593	450,000	-	-
Furniture and Equipment for Ministry of HASH	1,258,818	708,000	-	-
Refurbishment of Ministry Infrastructure	1,564,495	1,672,419	-	30,924
Development of Non-Communicable Registers-and Sports Development Project	109,547	250,000	-	-
CCTV Phase 2	-	-	-	-
Rehabilitation of Police Buildings	-	-	-	-
911 Upgrade for First Responders (Police, DDME, Medical, Customs, PWD)	-	-	-	-
Renovation of Governor's Office Residence	-	1,473,816	-	-
Special Operations	-	495,000	-	-
Police Building Repairs for All Stations	-	2,100,000	-	-
Management and Control of Informal Settlements	-	388,082	-	-
Equipment for Immigration and Radar Station	-	340,000	-	-
Detention Centre Upgrade	-	50,000	-	-
Security Dogs and Accommodation for Customs	-	70,000	-	-
Baggage Scanner for Customs	-	272,000	-	-
Warehouse Shelving and Equipment for Customs	-	50,000	-	-
Furniture and Equipment for Schools	-	500,000	-	-
School Infrastructure Projects Phase 3	-	4,500,000	-	-
Conversion of PWD Building into Specialist Classroom for Adelaide Omler Primary	-	160,000	-	-
Construction of Youth Development Centre	-	500,000	-	-
Booster Pumps - Water Undertaking	-	150,000	-	-
Repairs of Water Tank - Salt Cay	-	100,000	-	-
Equipment for Prison	-	70,000	-	-
Central Storage for Government Departments	-	800,000	-	-
Government Complex PLS	-	1,000,000	-	-
NJS Francis Building	-	3,000,000	-	-
Road Development Phase 5 and Sea Ramps	-	2,000,000	-	-
Rehabilitation of Regatta Village - South Caicos	-	200,000	-	-
Rehabilitation of Wharf - South Caicos	-	450,000	-	-
Rehabilitation of Salt Shed- Salt Cay	-	100,000	-	-
Rehabilitation Works to the Treasury - GDT	-	400,000	-	-
Blue Hills Master Plan	-	100,000	-	-
Replacement Vehicle Phase 3	-	1,280,000	-	-
Equipment for PWD	-	258,000	-	-
Improvement to Fish Fry Site	-	650,000	-	-
Tourism Product Enhancement Program	-	200,000	-	-
Removal of Mega One Triton	-	1,800,000	-	-
DECR Building	-	500,000	-	-
Domestic Port Restoration and Enhancement - Heaving Down Rock	-	400,000	-	-
Incinerator at GDT	-	280,000	-	-
Morgue for South Caicos	-	200,000	-	-
Farmer's Market	-	400,000	-	-
Farm Equipment	-	250,000	-	-
Equipment for Ambulances	-	24,000	-	-
Basketball Courts at South Caicos	-	300,000	-	-
Leeward Palms Green Park	-	100,000	-	-
Chalk Sound Green Park	-	500,000	-	-
Repairs to the Lands Division Building	194,975	-	-	-
E-Lands Project	-	-	-	-
Upgrading of Courtroom for Magistrate Court and Equipment	-	-	-	-
Furniture and Equipment for Schools	-	-	-	-
Classroom Space for Department of Education	(83,250)	-	-	-
Road Safety Software	-	-	-	-
Enhancement of Security Works to Water Facilities Grand Turk	-	-	-	-
Green Energy Programme	107,186	-	-	-
Heritage Sites Improvement Project	-	-	-	-
Review of Local Government	-	-	-	-
Upgrade of DC Offices	106,151	-	-	-
Fire Hall	-	-	-	-
Leeward Community Park	-	-	-	-
Bight Community Park	-	-	-	-
Glass Shack Community Park	-	-	-	-
	37,844,400	36,585,735	-	490,567

Government of the Turks and Caicos- First Quarter Report (Unaudited)

New Vehicles for Police	-			
Balance B/F	32,652			
Balance B/F	45,470			
Wonderful Water Project	-			
Cholera Treatment Project	-			
Protected Areas	0			
Balance B/F	34,039			
Renovation of MRHC for SIPT Trials	-			
Project Management Cost for Judiciary	-			
Balance B/F	117,500			
BNTF Office Cost	-			
Balance on Counter-part Contribution for BNTF 5	-			
Basic Needs Trust Fund - Seventh Programme	0			
Support to 2012 Census and Country Poverty Assessment	-			
Counter-part Contribution for BNTF 6	-			
Storm water Flood Risk Management Study	-			
Purchase of Equipment for Census/Country Poverty Assessment	-			
Balance B/F				
Library		450,000		
Tourism Booth at GTCC		150,000		
Governors Beach		250,000		
Downtown Tourism Building		150,000		
Old Post Office Courtyard (3 building)		150,000		
Free Mason's Lodge		150,000		
Pond Street		150,000		
Clock Tower Square		100,000		
Lighthouse		300,000		
Jags McCartney Memorial Park		150,000		
Removal of Vessel		1,500,000		
Control of Animals		300,000		
South Base Buildings		1,000,000		
Crab Tree Corner		85,000		
Balance B/F	378,308			
Early Childhood Development	-			
Contribution to Wellness Centre and Snap Centre	-			
Establishment of Library	-			
Youth Empowerment Survey	0			
Disaster Management Projects	-			
Habitat Mapping Project	-			
Turtle Research Project	-			
National Tree for TCI	-			
Fisheries Monitoring Project	0			
Darwin Wetlands Project	-			
Bight Community Park	-			
Mark Crick Award	-			
Invasive Species Management	-			
Activities for Climate Change	0			
Strengthening of the Public Health Delivery System in the TCI	-			
Healthy Lifestyle Curriculum	-			
EU Housing Initiative	-			
Total from all Sources	38,452,368	41,470,735	-	490,567