

**GOVERNMENT
OF THE
TURKS AND CAICOS ISLANDS**



**BUDGET
2014-2015**

**THE APPROPRIATION (2014/15) ORDINANCE 2014
(SUPPORTING SCHEDULES)**

GOVERNMENT OF THE TURKS AND CAICOS ISLANDS
BUDGET BOOK 2013-2016

Section	Table of Contents	Section Colour
1	Introduction	White
1.1	Minister of Finance, Trade and Investment	
1.2	Minister of Finance, Trade and Investment - Budget Speech	
1.3	Ministries Statement of Purpose	
2	Budget Summaries & Chart Analysis	White
2.1	Revenue and Expenditure by Ministry and Administrative Units	
	<i>Chart 1 Revenue by Ministry and Administrative Units</i>	
	<i>Chart 2 Expenditure by Ministry and Administrative Units</i>	
2.2	Revenue and Expenditure by economic Classification	
	<i>Chart 3 Revenue by Economic Classification</i>	
	<i>Chart 4 Expenditure by Economic Classification</i>	
2.3	Revenue and Expenditure by Standard Object Code	
	<i>Chart 5 Comparison of Revenue and Expenditure</i>	
2.4	Revenue by Ministry, Administrative Units and Departments	
2.5	Revenue by Ministry and Economic Classification	
2.6	Expenditure by Ministry, Administrative Units and Departments	
2.7	Expenditure Summary for the Financial Year 2013-14	
	<i>Chart 6 Expenditure Summary for the FY2013-14</i>	
2.8	Summary of Funds and Debt Management	
3	Department Budgets	Yellow
3.1	Detail Revenue and Expenditure Budgets	
4	Human Resources Budget	Blue
4.0	Summary by Ministry and Administrative Units	
4.1	Human Resources Plan by Ministry, Administrative Units and Department	
5	Capital Development Programme	Green
5.1	Introduction	
5.2	Summary by Funding Source	
5.3	Development Programmes Summary by Ministry	
5.4	Development Programme by Ministry and Project	
6	Public Debt Management	Pink
6.1	Summary of Public Debt	
6.2	Debt Repayment Schedule	
6.3	Statement of Contingency Liabilities	

**INTRODUCTION
BY THE
MINISTER OF FINANCE, TRADE AND INVESTMENT**

The Budget Statement for fiscal year 2014/15 has been prepared in accordance with the strategic policy of the Government of the Turks and Caicos Islands and the Public Financial Management Ordinance 2012. This carefully crafted budget was prepared in consultation with Ministers of Government, Accounting Officers and Head of Departments. It provides an overview of the Government's revenue and expenditure plan for the fiscal year April 1, 2014 to March 31, 2015 and further indicates estimates until March 31, 2017.

Similar to the world's economic trajectory, the Government of the Turks and Caicos Islands during the fiscal year 2013/14 has been faced with numerous fiscal challenges. Notwithstanding, we are happy to advise that our unaudited surplus was \$25.6 million.

The budget estimates for fiscal year 2014/5 include revenues of \$219.3 million, expenditures of \$187.6 million, contributions to the Development Fund of \$12.8 million and transfers to the Sinking Funds of \$13.4 million.

In accordance with the strategic direction of the Government to broaden the tax base, some new revenue measures have been introduced in the fiscal year 2014/15.

A major priority of our revenue generation agenda is maximizing tax equity and compliance, this would require the creation of a centralized collection and compliance authority, as part of our broad-based sustainable revenue initiative.

The document layout is as follows:

Section 1: Introduction

Section 2: Budget summaries and charts of the financial forecasts;

Section 3: Revenue and expenditure details by each government department;

Section 4: Human resource plan;

Section 5: Development fund projection; and

Section 6: Public debt including the statutory bodies and contingent liabilities.

Accounting Officers are being reminded to use this document to ensure that the Government's policies are appropriately executed and that they remain within the amounts approved by the House of Assembly. In a similar way, accounting officers will also be called up and will be held accountable to ensuring that appropriate financial instructions and controls are properly applied, in accordance with the Public Financial Management Ordinance and Regulations 2012.

I therefore submit this document for adoption, to the Cabinet and the House of Assembly in the first instance, and subsequently to members of staff at each ministry and department. I also submit this document to the people of the Turks and Caicos Islands, as a tool upon which they should measure my Government's agenda for economic stability and growth.

I would like to express personal thanks to all those who contributed to this process. I wish to acknowledge the input of my ministerial colleagues, the Chief Financial Officer, Deputy Governor, permanent secretaries, heads of department, and financial managers. Finally, I am most grateful for the effort of the Permanent Secretary, Finance, the Accountant General, the technical advisors and the Budget Office team, who worked assiduously to prepare this document.

C. Washington Misick OBE
Minister of Finance, Trade and Investment



GOVERNMENT OF THE TURKS AND CAICOS ISLANDS

MINISTRY OF FINANCE
N.J.S. FRANCIS BUILDING
GRAND TURK
TURKS & CAICOS ISLANDS



2014/15 BUDGET ADDRESS

“A Progressive Agenda, for Structural Change, Economic Growth and
Job Creation”

Presented by:

HONOURABLE CHARLES W. MISICK
MINISTER OF FINANCE, INVESTMENT & TRADE

Presented on
Monday, 14th July, 2014



INTRODUCTION

Mr. Speaker, I rise today, to present my Government's Progressive Agenda, for Structural Change, Economic Growth and Job Creation.

Mr. Speaker, I do so by the grace of God; the invaluable love and support of my family; and the inspiration of those faithful to the just cause of equality, opportunity and fairness. I do so for those who believe in me, and for those unsung heroes of nation building on whose shoulders I now stand.

Mr Speaker, the last 20 months have been a challenging journey that reminds me of Winston Churchill's statement "if you are going through hell, keep on going". The frustration caused by intransigence by Her Majesty's Government (HMG) and arbitrary obstruction by some in this House has severely tested this government, and the people of this country. However, Mr. Speaker, my Government's dedication to the course is now beginning to bear fruit, and for this I must single out some for special thanks.

Mr. Speaker, I am especially thankful to the Permanent Secretary, Finance and her team in the entire Ministry of Finance, Trade and Investment for their dedication and expertise. They continue to work tirelessly to safeguarding scarce public resources, and to deliver value for money to our people. I deeply appreciate your support and your willingness to go beyond the call of duty. I also wish to thank my PA for her unflinching attention to details and her concern for my welfare. I wish to thank, the CEOs and their teams of the following entities, that I have portfolio or statutory responsibility over for their co-operation and hard work. Mr. Speaker, I refer to the:

- NIB
- Airport Authority
- Ports Authority
- Civil Aviation Authority
- NHIP

I wish to thank the Deputy Governor, accounting officers and all the public servants for their unwavering commitment to the people of these Islands.

Most of all Mr. Speaker, I am grateful to the people of the Turks and Caicos Islands for the confidence that they have entrusted upon me. Mr Speaker, since 'the Government is merely trustees for the public', I am reminded by Shakespeare's caution: "Be just, and fear not: Let all the ends thou aim'st at be thy country's, thy God's, and truth's." Mr Speaker, despite being misunderstood, and sometimes maligned, I pledge my efforts to country, God and truth.

Mr Speaker, my call to my colleagues in this House is consistent with that as admonished by Nehemiah 2:17. "Ye see the distress that we are in, how Jerusalem lieth waste, and the gates thereof are burned with fire: come, and let us build up the wall of Jerusalem." "And they said, Let us rise up and build. So they strengthened their hands for this good work." I say to them, join me in building up the Turks and Caicos and its people.

Mr. Speaker, this government is on a path to banish structural deficits and build a record of strong, sound, prudent, and consistent fiscal management. This will lead to a brighter future and opportunities for all. Whether you are from, Salt Cay, Grand Turk, South Caicos, East Caicos, Middle Caicos, North Caicos Parrot Cay, Pine Cay, Providenciales, West Caicos, this plan will represent an opportunity for all.



Performance Review 2013/14

Mr. Speaker, members constantly refer to the Public Financial Management Framework Document more commonly called “the framework document”; however, I am convinced that many are unfamiliar with the document and its influence on my Government’s decisions. Last year, in my address to the nation, I outlined that leading into the fiscal year 2015/16, the budgets tabled will be heavily influenced by restrictions set out under the Public Financial Management Framework Document (PFMFD).

Mr. Speaker, the Framework Document was agreed by the UK Government and the Interim Administration as a condition of the debt guarantee; but also deals with other obligations placed on its OTs by the UK. Mr. Speaker, the PFMFD is a constitutional requirement. Section 109 (6a) states that the document approved by the Interim Administration is the framework document currently in force. Mr Speaker, to avoid confusion, I take pleasure in formally laying the document on the table so that all members may have access to it, and appreciate its importance in the management of TCIG’s finances.

Mr. Speaker, it is also my government’s intention to have a more pragmatic framework document that better promotes and facilitates economic growth and development leading up to fiscal year 2016/17. Mr. Speaker in that regard, my government has begun to engage the UK government on elements of the PFMFD that can be changed leading into February 2016.

Fiscal Performance 2013/14

Macro-economy 2013

International Market

Mr. Speaker, the economic recovery in high income countries is gaining momentum. According to the global economic prospects magazine, these economies are expected to grow by 1.9 percent in 2014 and accelerate to 2.4 percent in 2015 and 2.5 percent in 2016. The global economy is projected to expand by 2.8 percent this year and strengthen to 3.4 percent in 2015. Within the advanced economies, our major trading partner, the U.S. which contracted in the first quarter due to severe weather, is expected to register growth of 2.1 percent in 2014, which is slightly down from the previous forecast of 2.8 percent. Further strengthening is projected in the US economy for 2015. The expansion in the U.S. economy has led to a significant reduction in the rate of unemployment in that country. The Euro Area is on target to grow by 1.1 percent this year. China and India are expected to continue registering above-average real growth through to 2015, though at rates somewhat lower than in the recent past. Brazil is expecting a

Caribbean Region

Mr. Speaker, in the Caribbean region, Anguilla is expecting a growth rate of 0.94%, Montserrat 1.33%, St. Kitts and Nevis a growth rate of 3.62%, Antigua and Barbuda 2.48% and St. Vincent and the Grenadines 1.87%. Mr. Speaker, these figures show that the economies of the region are on a more stable footing. However, I caution that though the region’s economies are on a more sound footing than they were during the shocks of the mid-1990s, most countries of the region are in a weaker position than they were in 2007, prior to the onset of the Great Recession.

Local Economy

Kaushik Basu, Senior Vice President and Chief Economist at the World Bank stated in June of this year that:

“The financial health of economies has improved. With the exception of China and Russia, stock markets have done well in emerging economies, notably, India and Indonesia. But we are not totally out of the woods yet. A gradual tightening of fiscal policy and structural reforms are desirable to restore fiscal space depleted by the 2008 financial crisis. In brief, now is the time to prepare for the next crisis.”

Mr. Speaker, what does the scenario above mean for the Turks and Caicos Islands? What is the significance of the growth in these economies to the Turks and Caicos Islands? It is simple. These positive developments augur well for prospects of future growth in this country, and especially for our most important tourism sector. But we must not become complacent; we must aggressively pursue our development goals. At the same time preparing for any external shocks, we must prepare for the next financial storm. In doing so, citizens and residents of these beautiful Turks and Caicos Islands must put their shoulders to the wheel and seize the moment.

Mr. Speaker, the Department of Statistics has estimated that real growth of the Turks and Caicos economy in 2013 was 1.32 percent, down significantly from the 3.5 percent rate they had projected earlier last year, and which was quoted in the House on several occasions. One important factor in this weaker-than-expected performance relates to some weaknesses in tourism activity last year. It is estimated that the number of stopover visitors fell by 0.4 percent. Visitors from Canada, the second largest source market fell by 16.1%. There was a reduction in air lift by both Air Canada and Jet Blue. The closure of Beaches in September and October did not help the situation, but also affected the performance of the tourism industry. Also Mr. Speaker, some of the investment projects slated to get started in 2013 did not materialized because of unforeseen delays. This Mr. Speaker, is a reminder to all of us of the fragility and volatility of the tourism sector, and the need for greater diversification of our economy.



Mr. Speaker, last year when I addressed this House, I spoke of the extensive history of a permanent structural deficit that confronted successive administration. Mr. Speaker, our plan for financial prudence will banish this situation as previously alluded to.

Financial Performance

Mr. Speaker, the unaudited figures, showed an operating surplus of \$30.7 million or 32% increase over the budget projections for 2013/14. I stand here as the proud Trustee of this Ministry, as we announce that this milestone achievement of an operating surplus, was largely due to growth in the recurrent revenue. Mr. Speaker, we ended the 2013/14 fiscal year with recurrent revenue of \$200.3 million; it was \$9.9 million or 5% above the budget estimates and 11% more than the previous year's collection. This resulted in a contribution to the Sinking Fund of \$17.2 million. Mr. Speaker, this unprecedented performance in recurrent revenue since 2008, is as a result of the restoration of investors, visitors and consumers' confidence in our economy; and the restructuring of the Customs and the Revenue Departments to include increased compliance audits.

Mr. Speaker, last year I mentioned during the budget debate that we were poised to strengthen the overall financial management and governance structures at the Ministry of Finance, Trade & Investment. Mr. Speaker, the strengthening of the management structure, the governance framework and the internal controls that we spoke about during the last budget debate have also returned success in 12 months. I am satisfied that an effective and efficient system is now in place to manage government commitments and to further reduce wastage of public funds.

Mr. Speaker, we closed financial year 2013/14 with recurrent expenditure of \$154.6 million; this was \$7.0 million or 4% lower than the revised budget; this was partially because of:

- a delay in development projects getting off the ground due mainly to the bureaucracies of the procurement guidelines; Mr. Speaker, the government is working assiduously to fix this problem, and;
- our inability to attract qualified competent staff in some sectors such as Health.

The Capital Expenditure Programme Performance 2013/14

Mr. Speaker, the Capital Programme's unaudited actuals for the period 2013/14 showed total expenditure for locally funded projects of \$8.5m when compared to a revised appropriation of \$9.8m. Overall, the capital programme expenditure from all funding sources totaled \$9.7m in financial year 2013/14. Some of the noteworthy projects throughout the islands in 2013/14 and ongoing are the following:

- The completion of the first phase of the Causeway linking North and Middle Caicos with the installation of additional culverts.
- The construction of the RO building and the installation of the new RO plant for GDT.
- The construction of the warehouse and office for Customs GDT.
- Completion of the twelve classroom block at the Ona Clinton Primary School in GDT.
- Continued construction of the Fish Market in GDT
- Continued replacement of the Dock for South Caicos.
- Continued EU Housing Project, TCIGs counter-part contribution to the EU Grant for refurbishment and construction of houses destroyed in 2008 by hurricane IKE on the islands of South Caicos, Salt Cay and Grand Turk.
- Continued upgrading of the Salt Cay Clinic
- Continued construction of an additional toilet block at CHHS.
- Continued construction of a bathroom block at Ianthe Pratt Primary School.
- Completion of the Home Economics Facility at the Marjorie Basden High School in South Caicos.

Mr. Speaker, during 2013/14, a number of capital projects when tendered received no bids, and had to be re-tendered on numerous occasions which impacted on the overall performance of the capital programme; added to this was the late approval of the budget which provided less time to implement a number of projects.



Structural Change, Economic Growth and Development 2014/15 and Beyond

Mr. Speaker, achieving the level of economic growth and development that is desirable by the Islands to place our country among a top ranked globally competitive nation, such as Singapore, can only be achieved through the introduction of broad based, equitable revenue streams, growth and development and or consistent borrowing.

Mr. Speaker, as proud as I am, that the economy is rebounding; it would be remiss of me to pretend that the government is content with the present fiscal position of this country. No, Mr. Speaker, there is the need for far more. It is therefore the intention of my government:

- to continue to provide and improve on healthcare services that are reliable, accessible, affordable, and sustainable;
- to continue to provide first class primary, secondary and tertiary education;
- to continue to provide crime and welfare protection;
- to continue to provide better infrastructures;
- to continue to ensure greater presence and development of culture and national pride;
- to continue to enforce immigration, labour, and border control policy;
- to continue to improve and maintain good governance;
- to continue to ensure that there is sustainable use of our natural resources;
- and to continue on the path to sustainable economic prosperity.

Mr. Speaker, this Government's tax rationalisation strategy aimed at ultimately reducing the cost of imports has been unsuccessful. We get that our people do not wish to see any further increase in taxes. This may mean that the pace at which we are able to deliver some important services will be altered; but as a government, we are not discouraged; we are committed to ensure that our people can attain a standard of living equal to those in the most successful democracies.

Mr. Speaker, this government has also taken a position that we will not fall in a similar trap to that of some other Caribbean neighbours, and wantonly borrow to develop this nation at the expense of generations yet to be born. Mr. Speaker, prolonged borrowing and extended loan repayment periods, is a recipe for fiscal disaster; all it does is allow us to mortgage the future of future generations. It endangers social programs that we benefitted from, and our children will soon depend on.

FISCAL PROJECTIONS

Macroeconomic Indicators 2014/15

Mr. Speaker, Honourable Members, it is important to look back and reminisce about good fortune and bemoan misfortune, in order to inform our decisions and actions for the future. This is necessary to avoid making the same mistakes; and so with the benefit of past experience, it is time to chart a new path out of our national predicament. Mr. Speaker, my Government is irrevocably committed to banishing structural budget deficits; we will not mortgage the future of our children by living above our means. We will continue to monitor and prioritise public investment and recurrent expenditure in a way that will promote economic growth and benefit the masses.

Mr Speaker, because of the difficult common sense decisions of this government, an expansion of 4.6% is forecast for the economy in 2014. This outlook is based on anticipated increases in the main drivers of economic growth (namely tourism and construction). The hotel and restaurant sector is expected to increase in 2014 by 6.1% and construction 4%. It is also projected that other sectors will record increases in economic activity. Inflation remains relatively low in line with the United States. It means that we are now on a good growth path.

Mr. Speaker, we are aware that there are downside risks such as increase in oil prices which can cause air travel to become prohibitive and which can lead to a poor upcoming winter tourism season. Also, poor economic performances and an increase in unemployment in the USA and major source markets can affect our economy, but this underscores the need for greater diversification of this economy, which my government is striving towards. Mr. Speaker, our goal is to have an economy that is able to withstand these downside risks. While downside risks are present, the Statistics Department asserts that upside potential clearly exists over the medium term.



My government over the last 20 months, has worked diligently on a quest to strengthen the foundations of this economy, to secure steady growth and investment opportunities in order to facilitate employment creation. Yes, I must admit that whereas we have been able to attract a number of investment projects; these major projects have a lengthy planning cycle, and in some cases the implementation process has been slow, tedious and sometimes frustrating, as government try to balance the need for concessions against benefit for the masses. However Mr. Speaker, my government is continuing its push to develop new and expanded private sector investment projects across the entire Turks and Caicos Islands, of which I will speak to in more detail during the course of my presentation.

Budget Estimates 2014/15

Today, Mr. Speaker, I commit to this House the 2014/15 budget estimates that is built on a record of strong, sound and consistent fiscal management. As president Obama articulated to Americans, so must we, 'there is a need for a vision – a vision where we live within our means while still investing in our future'; Mr. Speaker, as previously stated when I laid the budget in this House, this budget reflects this elected government's strategic policies and priorities. It provides for investment in our people while remaining within our means.

The budget was crafted with the best interest of the nation at heart, Mr. Speaker, and the allocations are prioritized in accordance with the strategic priorities of the government and in accordance with the international obligations; some of which are set out in the Millennium Development Goals (MDG). There has been no compromised to any of the major sectors; health care, education, crime prevention and welfare collectively accounted for approximately 50 percent of the budget allocation.

Mr. Speaker, this budget that is being proposed before you today has no spending cuts. Total expenditure amounts to \$200.5 million; this represents a 5% increase over the revised budget for 2013/14. Of which, \$12.8 million or 6% will be allocated to the capital development fund and approximately \$13.4 million or 7% to the sinking fund to manage our debt portfolio.

Health Care

Mr. Speaker, consistent with the global trends and the Millennium Development Goals (MDGs), health care was allocated 28 percent of the total expenditure budget. Mr. Speaker, I am mindful of the critics that will suggest that we have, over-allocated to the Health Sector and that we are to move to manage the health care contract. But Mr. Speaker, significant efforts have been made to ensure that the accountability framework relating to the hospital contract is improved; in fact, we have reduced our allocation to the NHIP and the Interhealth Canada contract by \$2 million. Mr. Speaker, we have refocused on our health care plan on strengthening primary health care. As such, we have increased our allocation to primary health care by \$2 million. Mr. Speaker, we are also mindful that the majority of Islanders cannot afford and does not have private health insurance, and as such we will continue to ensure that they have access to first class health care.

Mr. Speaker, it is my government's aim to:

- Reduce child mortality – the death of one child is too many.
- Improve maternal health
- Combat HIV/Aids and other diseases
- Embark on health, promotion, prevention and health education
- And to provide access to affordable, essential drugs.

Mr. Speaker, last year we allocated \$200,000 to purchase ambulances for South, North and Middle Caicos. Mr. Speaker, there were three tender attempts made that proved futile. In 2014/15, we have allocated an accumulated total of \$500,000 to purchase ambulances for ALL Islands, and Mr. Speaker, the procurement process is well on its way.



Education, Youth, Sports and Library Services

Mr. Speaker, 10.8% of the budget has been allocated to the Ministry of Education, Youth, Sports and Library Services. This underscores our commitment to provide, first class, early childhood, primary, secondary and tertiary education; Mr. Speaker, we have allocated approximately \$1.0 million dollars in funding for the split of Clement Howell High School. This will ensure that the problem of overcrowding is dealt with and future generations receive the quality of education that they so rightly deserve.

Crime Prevention

Mr. Speaker, crime prevention is important to this government; protecting our international reputation of a crime free country is even more important. In 2013/14 we invested almost \$1 million into purchasing new vehicles for crime fighting. Once again the police are visible on all Islands. A total of \$20.7 million or 10.3% of the 14/15 budget has been allocated to national security and crime fighting.

Tourism

Mr. Speaker, another check on my delivery list, when I spoke during the budget debates last year, I mentioned that one of our policy reforms was to enhance the tourism product; Mr. Speaker, twelve months later it has been reported that we have a record 41% increase in visitor arrivals in the first quarter of 2014. With the forthcoming budget, my government will continue its support for investment both domestically and foreign direct investment. The new budget provides for increases in marketing by 30%. An additional \$500,000 has been allocated to market the destination.

Mr. Speaker, may I take this opportunity to thank the Turks and Caicos Hotel and Tourism Association (TCHTA) membership and the hospitality industry for the efforts that they are making to introduce our young people to the opportunities in the hospitality industry, through the Young Chefs Program, and this summer the Spa Camp. These will lead to well-paying jobs in the future for these young people.

Poverty Eradication

Mr. Speaker, one of the Millennium Development Goals (MDGs) speaks to eradicating extreme poverty and hunger. Mr. Speaker, this government is committed to achieve this goal.

Mr. Speaker, earlier this year the Department of Statistics and CDB released the country poverty report, which we as a government welcomed, because we now have a working document that not only reminds us of the state that we met our people living in, but which also gave us a benchmark to be used as we try to implement policies and programmes to better the lives of our people. What my government finds annoying, is that there are persons who try to mislead the public by giving the impression that this report covered the 20 months that my government has been in office. This is far from the truth. Mr. Speaker, this report even though released in 2014 was conducted in early 2012. Mr. Speaker, it amazes me that some members of this House would mislead the public that this government of 20 months young is responsible for the poverty statistics' in 2012. Mr. Speaker, nobody on this side was a part of the Interim Administration.

Mr. Speaker, the same cannot be said by the Opposition. It is an incontrovertible fact that living standards declined significantly under the Interim Administration, dragging many below the poverty line. The Opposition had considerable involvement in the Interim Administration either directly or by proxy. Can they say that they did their best leading up to this study to influence the decisions which resulted in the deplorable state of poverty in 2012 as reported by the Poverty Assessment Report? I think not, Mr Speaker.

Mr. Speaker, I am here to tell our people that help is on the way. My government has taken this poverty report very seriously, and even though there are economic challenges; we have started the process during this budget cycle of dealing with the incidence of poverty outlined in this report. Mr. Speaker, if we want to get our people out of poverty we must start with the education sector.

Mr. Speaker, Nelson Mandela opined that, "Education is the most powerful weapon which you can use to change the world". Mr. Speaker, my government during this financial year with contribution from the CDB BNTF program will construct two early childhood centres in two of our primary schools. The BNTF programme is a poverty alleviation programme. TCIG's contribution is \$94,010 over two years, with \$55,200 budgeted in 2014/15 and \$38,010 budgeted in 2015/16. This is matched by \$615,502 grant assistance from the Caribbean Development Bank, with \$300,000 budgeted in 2014/15, \$200,000 in 2015/16 and \$115,502 in 2016/17.

Mr. Speaker, my government will use these funds to invest in early childhood programmes in our primary schools, to construct two new centres as well as provide training for our teachers in the area of early childhood development. It is my government's belief that early childhood is a critical time for our children because it is at this stage they develop the foundation of their brain for learning during the rest of their lives. We are therefore helping our future citizens to become more productive. We are therefore taking a proactive stance by making sure that our children receive a good foundation.



Mr. Speaker, the EU Housing Initiative is grant funding provided through the European Union to the Government of the TCI. The total project cost is €5,040,000 of which the European Commission's contribution is €4,300,000 and TCIGs contribution is €740,000; €660,000 which is co-financing by the government and €80,000 is in-kind contribution.

The overall objective of the project is the reduction of poverty post Hurricane Ike. The specific objective is to restore to an acceptable standard of living to uninsured, vulnerable citizens affected by Hurricane Ike and strengthen resilience of affected communities in the event of future disaster events.

The project initiative will focus on those islands namely South Caicos, Salt Cay and Grand Turk where most of the housing stock were damaged after the passage of Hurricane IKE in 2008. Mr. Speaker, if you drive around these islands now you will see an increase in construction activities, as new houses are being constructed and damaged houses are being renovated or rehabilitated. This, Mr. Speaker is a part of poverty alleviation. This will also help to increase the level of employment on these islands in the short-term. We are working to ensure that by the time this project is finished, the long-term projects in the pipeline will come to fruition.

The Capital Expenditure Programme 2014/15

Mr. Speaker, this government is committed to the sustainable development of the TC Islands. However, we face the age old challenge, and demand for the duplication of Government resources over a sparsely populated chain of islands stretching over 200 square miles. Nevertheless, we are committed to the equitable distribution of public investment to the benefit of all of our people.

Mr. Speaker, regrettably our plans for the development of the TCI Infrastructure has been significantly delayed by the setbacks relating to the payroll tax. However, a total of \$18.7 million will be spent on capital development in this fiscal year. Of this amount, \$12.8 million or 6.6% of the national budget has been allocated from the Government's coffer. The additional funding will be provided by other sources such as EU and CDB.

Mr. Speaker the approval of the 2014/15 budget is also late, however, the Public Works Department and the Strategic Planning and Policy Department have begun planning in advance for the implementation of these projects, so there will be an increase in the number of projects that will be implemented during the financial year, and increase employment opportunities for our citizens.

Mr. Speaker, I shall like to make mention of a number of the capital projects to demonstrate our attempt to cover all of the islands.
Grand Turk

- Light House Road Resurfacing –
- Refurbishment and outfitting of the Wellness Centre
- To continue the construction of the Fish Market, West Road

Salt Cay approximately \$250,000 for the following projects:

- Installation of a water plant
- New construction of a building to house the new RO plant
- Upgrade of the Salt Cay Clinic

Middle Caicos and North Caicos, approximately \$750,000:

- Middle Caicos bathroom Projects - \$15,000
- Furniture and equipment for the Middle Caicos Clinic \$50,000
- Ongoing work on the North/Middle Caicos Causeway

South Caicos:

- the replacement of dock project;
- recommencement of the South Caicos Airport Development, including the construction of the Control Tower and Fire Station.

Providenciales:

- Construction of a Remand Centre
- Upgrading of the Port at South Dock
- Refurbishment of and Outfitting of the Public Health Lab.

Mr. Speaker, in addition the following new projects are slated for Providenciales:

- Phase 2 of the Border Management Information System.
- Construction of a Canteen at Clement Howell High School.
- Laboratory and Other Equipment for all Schools.



Debt Management

Mr. Speaker, the importance of sound debt management practices cannot be over-emphasized. Risky debt management practices are bad for economies; it leaves economies vulnerable to economic and financial shocks; economies like ours are often at a greater risk because it is less diversified; But, Mr. Speaker, we are committed to meeting our debt obligations.

Mr. Speaker, we ended the financial year 2013/14 with outstanding public debt of \$207.4 million or approximately 27.47% of GDP. Mr. Speaker, the Sinking Fund balance also stood at \$58.1 million. Mr. Speaker, our net debt, which is the total outstanding government debt less the accumulated amounts in Sinking Fund stood at \$149.4 million. Mr. Speaker, at the end of 2013/14, we were ahead of our Sinking Fund target by \$5 million. Mr. Speaker, in 2014/15 our GDP growth rate is expected to rise to 4.6% with GDP per capita growth, moving from a negative 2.0% to a positive 4.8%. Our general government debt is expected to reduce to 23.82% of GDP and interest expenses are expected to reduce from 2.73% to approximately 2.46%. Mr. Speaker, our net government debt is expected to reduce to \$137.2 million at the end of 14/15.

Mr. Speaker, the Sinking Fund at the first quarter of 2014/15 increased to \$62.2 million. As such, Mr. Speaker, my government is proud to announce that we retired the Scotia Bank Loan of \$9 million dollars last week using funds accumulated in the Sinking Fund. The new Sinking Fund balance is \$53.2 million. We now have a proven track record of creditworthiness. Mr. Speaker, as a result of our creditworthiness, performance against the framework document and savvy negotiation skills, my government was able to successfully engage the UK Ministers to reduce the Sinking Fund contribution for 2014/15. Mr. Speaker, permit me to publicly thank the Chief Finance Officer and UK Ministers for their confidence in my Government's management of the economy. Their agreement to reduce the transfer to the Sinking Fund is tangible support for the efforts TCIG continues to make to live up to its obligations.

Financing the Expenditure Budget

Mr. Speaker, we have introduced a total expenditure package of \$200.5 million. The big question then, is how do we plan to finance the expenditure envelope? Mr. Speaker, this will be financed through new and existing revenue streams.

Mr. Speaker, the total revenue package is \$219.3 million; it is a 2.5% increase over the budget for 2013/14. Recurrent Revenues account for 97% and Non-Recurrent Revenues 3%. There are some new revenue measures that will be featured in this fiscal year, these are:

- Dormant Account receipts; which will provide revenue of approximately \$1,000,000.
- Additional revenue from business licences renewal approximately \$800,000
- Expansion of the Hotel and Restaurant Tax to tourism services provided by independent providers. This measure is expected to yield an additional \$1.5million in revenues.

Dormant Account Receipts

This new measure is to draw down first year receipts of \$1 million from dormant bank accounts. Under, the proposed legislation an account becomes dormant when it has been inactive for over 7 years. Notwithstanding that transfers may have been made to TCIG from accounts deemed to be dormant, accounts holders can make a claim for repayment and be refunded after due diligence has been exercised.

Business Licences Restructuring

Mr. Speaker, in November 2013, Cabinet approved the Tax Rationalization Plan which outlined various revenue raising measures to be undertaken including the restructuring of the Business License Fees. The restructuring of the Business License fees included assignment of fees in line with the nature and size of the business and reclassification of the Miscellaneous category.

The new business license fee schedule along with the expansion of the "Reserved" Category and introduction of a "Restricted" category were approved in March 2014 and came into effect on 1 April 2014. This was one of those decisions my Government was forced to introduce because of the intransigence of UK Ministers. As you know Mr. Speaker, it was greeted with derision. Mr. Speaker, my Government got here as a government of and for the people, we listened and acted promptly. The business license fees have therefore been revised, and a new fee schedule more representative of the community request has been implemented with effect from 1 July 2014. Mr. Speaker, the revision saw reduction of fees in several categories particularly in the Retail, Tourism and Construction sectors. We have also considered our young professionals who are desirous of starting their own business and have introduced a new category for sole professional practice at a low rate. Additionally, the date to renew business licences without

Mr. Speaker, to further assist the people of TCI, this government will make amendments to the business license regime with a view to make setting up and operating a business in TCI less bureaucratic and onerous.



Expansion of the Hotel and Restaurant Tax base

Mr Speaker, the Hotel and Restaurant (Taxation) Amendment Ordinance 2013 provides for the imposition of tax on ancillary services (water sports and spa operators) in connection with the accommodation of guests. Mr Speaker, in order to give businesses the opportunity to properly plan, the collection of this tax becomes effective 1 November 2014.

REDUCTION IN TAX MEASURES

Customs Processing Fees and Freight and Insurance Tax

Mr. Speaker, my government had indicated that subject to passage of the Payroll Tax Bill it would repeal the Customs (Charge on Freight and Insurance) Ordinance 2013 (Freight & Insurance Tax) that was levied in October 2013; however, because of its withdrawal, we are unable to deliver on this promise. Instead, we are reducing it by 50% this year with a view to totally repealing the Ordinance in 2015/16.

We also made a promise to roll back the CPF to 6% subject to the passage of the Payroll Tax Bill. However, for the same reason that we were unable to reduce the FIT, we are unable to roll back the CPF. The net effect of the elimination of these two taxes against the payroll tax would have resulted in savings to the consumers. Unfortunately we cannot now deliver this savings.

Reduction in duty on certain vessels

Mr. Speaker, water based recreation is an integral part of life in TCI and vital to our tourism product. Under the Interim Administration, duty on boats was increase from 10 percent to 40 percent. The anticipated revenues from the increase were not achieved. It proved to be a disincentive to the importation of pleasure crafts. Effective 1st April 2014, there was a reduction in Customs Duty on pleasure crafts, other marine vessels and row boats from 40 percent to 12 percent; and that of commercial fishing vessels from 30% to 10% to support the recreational activity for residents and tourists alike. Over the medium term we hope that this will result in an increase in revenue.

Changes to Customs Duty Free Shops

Mr. Speaker, on July 1st Amendments were made to the Customs (Duty Free Shops) Regulations, which prescribed values for high value/luxury non-alcoholic/tobacco products destined for duty free shops. Goods falling within the prescribed rates continued to be subject to the 10% lowered rate of royalty. Those goods falling under the prescribed threshold became subject to normal tariff, and not the lower rate of 10% royalty.

Credit Ratings

Mr. Speaker, this government intends to seek refinancing of \$85 million in 2016 when the \$170 million bond expires. As I previously said Mr. Speaker, in my address to this Honourable House, the Ministry of Finance engaged Standards & Poor's Rating Agency, to assess the ratings of the TCI. Mr. Speaker, on July 1, 2014, Standard & Poor's Ratings Services assigned its 'BBB+' long-term. Mr. Speaker, this is another proud moment for the people of the Turks and Caicos Islands.

Mr. Speaker, Standards & Poor Rating Services, stated that the outlook on the long-term ratings is stable, reflecting their expectation of continuity in economic policies over the next two years. Mr. Speaker, they stated that TCI enjoys favourable growth prospects based on its well-developed tourism industry. Mr. Speaker, this success story is as a result of this government's continued effort to improve the governance framework, remaining financially prudent, facilitating economic growth and development and ability to meet our debt obligations.

Mr. Speaker, my government has a mandate from the people of this country, and as part of that mandate, they are entitled to have reasonable expectation that the government will provide social services, new and improved infrastructure projects; education (schools and upgrades to the community college); waste management; etc. This is only possible by private sector investment - especially through FDI since domestic capital is limited.

Mr. Speaker, the increased investment projects will create employment opportunities for our people, and will help to decrease the incidence of poverty highlighted in this report. My government has allocated \$700,000 for the strengthening of investment, which will help to create economic and employment opportunities for our people. But Mr. Speaker, we will be going even further, we have allocated \$50,000 for the drafting and setting up of a Credit Union legislation which will not only encourage our people to save but will create another avenue for our people to borrow money, which can be used to upgrade their standard of living whether it be for short courses or to upgrade their homes or start small businesses.

Mr. Speaker, my government recognised that SMEs and Micro businesses are the backbone of a nation's economy and this is true for the Turks and Caicos Islands. These businesses represent the entrepreneurial spirit; create opportunities for innovation and local product offering embodying our nation's cultural expression and innate skills and services and employment opportunities.



GOVERNMENT OF THE TURKS AND CAICOS ISLANDS

Mr. Speaker, the Turks and Caicos Government recognises the importance of this sector, and the need to provide clear guidance and support to foster growth in the sector. In order to do this, we must work in concert with our industry professionals and local establishments to create a platform of growth for our existing businesses, and a sound and stable business environment for the encouragement of development by new businesses through innovative policies, information sharing and support.

Mr. Speaker, to deliver on our promise, to enhance and ensure the continuous growth and sustainability of the SME sector, the Government is working, in partnership, with the private sector (the Bankers Association) to advance our SME Initiative. To demonstrate our commitment, the Government and the private sector contributed matching funds for the advancement of the SME Initiative. This funding enabled the SME Oversight Committee to engage the services of consultants to conduct a research exercise with the objective of recommending the structure and terms of reference for the organization that would facilitate and support the SME sector.

Mr. Speaker, today I am happy to report that this research exercise is completed and the draft report is awaiting review by the Oversight Committee; once the committee endorses the report, it will be submitted to Cabinet for acceptance and approval. Cabinet anticipates receiving this report within the next two weeks.

Mr. Speaker, it is said that timing is everything, and this can hold true for our SME Initiative, as the Turks and Caicos Islands was visited, two weeks ago, by a consultant from the EU sponsored OCT's Caribbean Region SME Initiative Programme. The EU Programme for the Competitiveness of Enterprises and Small and Medium-sized Enterprises (COSME) aims at supporting the competitiveness, growth and sustainability of enterprises, in particular SMEs, and promoting entrepreneurship.

Mr. Speaker, the regional OCT's Oversight Committee has stated that the overall objective of the Programme is to contribute to the sustainable and climate-resilient economic diversification and prosperity of Caribbean OCTs by improving the competitiveness of SMEs in the territories.

The Programme has three specific objectives:

- A. To strengthen the capacity of the Governments of the Caribbean OCTs to service the business sector.
- B. To improve the capacity of Business Service Organizations (BSOs) to engage in public/private policy and administrative reform dialogue with Governments and provide services to their constituency of SMEs.
- C. To promote stronger collaboration, trade and investment relations among the EU, CARIFORUM and the Caribbean Overseas Countries and Territories. The expected results of Specific Objective A are the improvement of policies and the legislative and administrative framework for SMEs to establish and conduct business in the Caribbean OCTs.

Mr. Speaker, in regards to this objective, I am happy to say that we are well on our way as our first SME Policy will be finalized next week for submission to Cabinet. I would also, at this time, like to thank the PS for the Premier Office for all his hard work in accomplishing this task.

The expected results of Specific Objective B are improved capacity of business support organizations to deliver the necessary services to their members and engage in dialogue with Government and improved competitiveness of SMEs participating in the programme.

Mr. Speaker, as mentioned earlier, Cabinet is anticipating, within the next two weeks, giving approval for the establishment of the business support organization as recommended by the consultants' report.

The expected results of Specific Objective C are improved collaboration, trade and investment relations among the EU, CARIFORUM and the Caribbean OCTs.

Mr. Speaker, with regards to this objective, the Ministry of Finance, Investment and Trade will ensure that the Trade Section of the Ministry is provided with the necessary resources to identify and enhance our national trade sector. This can be established in collaboration with our SME Initiative. We will also build on some of the exploratory work, already completed, to identify alternative markets for our local businesses to source products and services, with emphasis on the Caribbean Region whenever possible.

To facilitate the Caribbean OCTs SME Programme, a budget of 15 million Euros has been approved from the 10th EDF.

Mr. Speaker, as we are anticipating a return visit by the consultant from the Caribbean OCTs SME Programme, in the near future, I would like to take this opportunity to invite and encourage our local businesses and entrepreneurs to work with representatives from the Ministry in preparation for this return visit and ensuring that we have a number of business projects that can be submitted for possible financial grants.



Building a Prosperous Nation: A Reform Strategy for Growth and Empowerment Foreign Direct Investments

Mr. Speaker, in 2013 my government commissioned a study aimed at improving the business environment. That study was captioned as: Building a Prosperous Nation: A Reform Strategy for Growth and Empowerment. It emphasized that the Government is keen to build a strong, adaptive economy driven by FDI, local investment, a diverse industry base and a commitment to equality of opportunity and sustainable practices for long-term stability and growth. We accept that even within the parameters of these principles, what constitutes success in economic development and the specific strategies to accomplish it will be interpreted differently by different people. However, the Government is determined to create a policy mix that will facilitate economic growth and improve the lives of TCI Islanders.

Mr. Speaker, concerns about investment has a parallel in the TCI Islander community where there are serious worries about incomes and jobs. In an economy where roughly half the workforce is imported, it is wholly understandable that there have been increasing calls for protection. Question marks over the lack of corporate and public responsibility by some investors have helped to fuel these calls. Mr. Speaker, the Premier, and the Minister for Boarder control will speak to specific policies to ensure that the interests of TCI Islander workers are balanced against the interest of FDI. What I can say Mr. Speaker, is that this government true to its promise is now growing the economy, and producing jobs. Better days are coming for employment in the Turks and Caicos Islands. "A promise made a promise kept."

Mr. Speaker, Sir Winston Churchill once said that "The pessimist sees difficulty in every opportunity. The optimist sees the opportunity in every difficulty." Mr. Speaker, optimism is like faith believing is not enough; you got to work your faith. Mr. Speaker, as a result of the hard work of my government, we now see new and expanded investment projects across the Islands with significant prospects for good job creation.

I now turn my attention to some of these projects.

Grand Turk

For far too long our nation's capital has languished, and the private sector has been shrinking. Mr. Speaker, many areas within the community have become blighted as people have migrated away from the old neighbourhood to new subdivisions, and the young people have been forced to move away from home to find jobs in Providenciales. Mr. Speaker, that trend must be reversed, we must, and will undertake a program of community renewal. The Carnival Infrastructure Fund now has substantial funds in it, and several major projects using these funds are slated to be undertaken starting within this year. Among them are: Restoration of NJS Francis Park, Resurfacing of Front Street and Light House Road, Construction of new Vending/Cultural Market, Upgrade/Refurbishment of unused buildings on Government Compound, Demolition of unserviceable structures at South Base, etc. The Minister of GSS would no doubt expand on this. I now turn my attention to the Private sector projects.

Dolphin Cove

The Dolphin Cove Attraction is a \$3 million tourist attraction slated for Grand Turk. It will add attractions for our growing cruise visitors, and generate additional revenue from accommodation tax, now that the tax is expanded to include tourism services. My government has finally signed off on this project after many months trying to resolve a land swap transaction in order to facilitate the development of the North Creek Marina Resort Project.

North Creek Marina Project

This \$60 million marina and resort project is vital to the redevelopment of a vibrant private sector in Grand Turk. It has taken far too long to reach to the stage it now is, for a number of reasons: among them the cumbersome awarding of crown land lease process, and conflicts relating to land owned by DCTCI. This understandable has resulted in frustration by both government and the developer. However contrary to the rumours circulating the project has not pulled out. Final changes are being made to the draft lease and licence, and we hope to be able to ink these within the next 10 days in order for the project to proceed. The people of Grand Turk will at last have new job prospects here at home. Mr. Speaker, there are several other job producing projects slated for Grand Turk in the near future including for the first time an FBO developed by a local Grand Turk entrepreneur. Additional projects are under negotiation, but not far enough along to speak to them with certainty

South Caicos

Mr. Speaker, Phoenix is rising, and it is no myth like Grand Turk, South Caicos has seen better days. Mr Speaker, the best is yet to come. A new day is dawning for South Caicos. There is about to be a renaissance - an explosion of commercial activity that will once again establish the importance of South Caicos as the gateway between the islands, and restore it as the Big South. The projects below highlight the beginning of better days, and significant new job creation for South Caicos.



East Bay South Caicos

I am happy to advise that the 4 Star East Bay Hotel will be opened on a phased basis on 1st October 2014. There are a total of 137 keys. This will result in increased employment opportunities for upwards to 100 full time employees when this property is fully functional.

Sail Rock Resort Development

Mr. Speaker, CMK bought the extensive land holdings of the former Caicos Holdings Ltd, together with significant other private property, as well as some crown land. Its development vision is long term, and bodes well for South Caicos. It proposes to develop an extensive resort community catering for visitors, and long term residents. It currently employs 48 persons directly in the construction of 6 villas, plus a twelve room hotel referred to as the Great House. Four additional villas are slated to be started in August 2014. Mr. Speaker, I am pleased to say that from the outset it has chosen to employ local contractors, and the current contractor is an established son of the soil from South Caicos. The opening of the current phase of the project is schedule for September 2015. Mr. Speaker we are looking at an additional 50 jobs in South Caicos next fall.

North and Middle Caicos

Mr. Speaker, the twin islands of Middle and North Caicos is benefiting from day visits from the growing number of tourist staying on Providenciales. However, I am unable to report any new development projects for these two islands. Mr. Speaker, despite many expressions of interest, and several due diligence exercises, it is disappointing that the Royal Reef Resort has not been acquired by new developers, and remain derelict. Mr. Speaker, while I am unable to confirm it at this time. I am reliably informed that the St. Charles has been sold to a local entrepreneur, and plans to renovate the property and reopen it is under review. TCIG is reviewing a major project proposal for Middle Caicos However, it is still too early to judge the potential chances of this project advancing to the development agreement stage.

Parrot Cay Mr. Speaker, two new villa developments on Parrot Cay are being undertaken, producing a number of new jobs. The contractor has a reputation for hiring TCIslanders, and I am told that the tradition continues with these projects.

Providenciales

Mr. Speaker, I now turn my attention to Providenciales the engine of the economy.

Providenciales International Airport

Mr. Speaker, work on the \$10 million expansion of the Providenciales International Airport continues. This project has created a number of jobs, and should help to not only make travelling easier for our visitors and residents but should also help the country to attract increased airlift boosting our tourism product and increasing government revenue. Mr. Speaker this is the first phase in Modernising air terminal facilities in Providenciales. Further expansion is part of our PPP pipe line.

Shore Club

Mr. Speaker, construction on the \$100 million Shore Club which started in January of this year is on schedule for a December 2015 completion. Approximately 200 persons are employed on the project, with TC Islanders content of approximately 60 percent. This project Mr. Speaker, is expected to generate government revenues of approximately \$10 million annually when completed. The developers are actively planning phase two of the project.

Circle Holdings Limited

Mr. Speaker, the development agreement for a \$100 million project on the old Third Turtle location was signed on Wednesday of last week. Construction is expected to begin in 2015. Mr. Speaker, approximately 300 persons will be employed during the construction phase of this project Phase 1 is expected to open for the tourism season 16/17. It is expected to generate government revenues of \$9 million annually, and employ about 300 persons when completed



Desarrollos Hotelco Turks and Caicos Limited

Currently Mr. Speaker, the developers are planning to develop three (3) luxury resort properties in Turks and Caicos. The first project was initially to be branded under JW Marriott Hotel with a start date in 2014. The project has been delayed because of change in branding. Mr. Speaker, it will be rebranded under the Ritz Carlton brand. The cost of the project is approximately \$200 million. The developers are now working to expedite the planning process with the view of starting construction before the middle of next year. .

West Caicos Reserve

Mr. Speaker, we spoke of the Ritz Carlton West Caicos project in the budget debates last year. However, the project has been delayed. The developers have decided to redesign the project to facilitate a more exclusive clientele; the result is increased scale and cost of the project. They have also migrated away from the original brand in favour of a high end European brand. The developers are currently mobilising for the demolition of the existing structures, and dock facilities in preparation of for new construction expected to start in 2015. The number of persons employed will continue to grow as the project moves forward.

Micro Resort Projects

Mr. Speaker, there are two micro resorts being developed in Providenciales:

The Exclusive Micro Resort

The Exclusive Micro Resort known as the Residences by Grace Bay Club on Grace Bay Beach is currently under construction, Mr. Speaker. The Project is a \$12 million high end project, and will add value to the resort offering on Providenciales allow the Grace Bay Club to increase employment, and generate additional revenue for the islands

Beach Enclave

Mr. Speaker, the second resort, the Beach Enclave is scheduled to start construction in September 2014. There will be 9 exclusive villas ranging from \$2 million to \$3.5 million It will also add value to the tourism offering, generate employment and revenue for the Government

Memorandum of Understandings Signed

Mr. Speaker, in addition to the projects mentioned above, in the last 30 days my government has signed MOU's for the following projects:

- ✓ Toscana- (40 mill; 54 keys)
- ✓ Utopia (64 mill)

Mr Speaker, several other projects are under consideration, including an adventure resort project for Five Cays, and two new projects for Grace Bay.

Economic Diversification

Mr. Speaker, my Government promised to diversify the economy, our efforts in that direction is starting to pay off.

Mr. Speaker, this year has seen an increase in the diversification of projects and growth of new sectors such as education tourism, light manufacturing, agriculture and aquaculture.



Hothman American University

Mr. Speaker, the Island is set to see the opening of its first off shore Medical School in down town Providenciales in 2014. The Initial investment of the project is around \$2.5 million. This project will provide new educational opportunities in the medical field for Turks and Caicos Islanders and it represents the arrival of education tourism in the Turks and Caicos.

Aquaculture

Mr. Speaker, government recently approved the establishment of two shrimp farming operations in the islands with a combined capital investment value of \$125,000,000 over four years. Mr. Speaker today, shrimp is the most valuable traded marine product in the world. In 2005, farmed shrimp was a \$10.6 billion industry and the production is growing at an approximate rate of 10 percent annually—one of the highest growth rates in aquaculture. Indeed, despite a weak U.S. economy, Americans' consumption of shrimps has increased during its latest economic woes. TCI makes an ideal location for exporting to the U.S., the largest shrimp consumer in the world, since it is close to the U.S. and not subject to anti-dumping duties. Mr Speaker, the US has recently extended the anti-dumping duties until 2016 on import of warm water shrimps from India, China, Brazil, Thailand and Vietnam.

Shrimp is by far the single most consumed seafood in the world. According to the USDA Foreign Agricultural Service, the world consumes 9.5 billion pounds of shrimp annually, with over 1.7 billion consumed in the United States alone. Farmed shrimp accounts for 55% of the shrimp produced globally. Most shrimp aquaculture occurs in China, followed by Thailand, Indonesia, India, Vietnam, Brazil, and Ecuador, and it has generated substantial income in these developing countries. Farming has made shrimp more accessible to an eager, shrimp-loving public in the USA, Europe, Japan and elsewhere.

It is projected that these two operations will employ a minimum 500 skilled and semi-skilled workers on a full-time, year-round basis (and create more than 4,000 indirect jobs according to UNFAO statistics), and generate annual export earnings exceeding \$200 million. It would make TCI the largest aquaculture producer by value in the Caribbean and the only all natural, organic producer according to the sponsors of Global Blue Technologies one of the investors.

In keeping with our emphasis on the environment, the proposed projects will be sustainable, bio-secure, high intensity aquaculture complexes.

PUBLIC PRIVATE PARTNERSHIP

Mr. Speaker, I turn your attention to Public Private Partnership (PPP). It is no secret that the financing requirements of our current and prospective infrastructure needs far outstrip the resources we have available. Meeting these needs is however critical to ensure continued, development and economic growth.

According to the International Project Finance Association, “budgetary constraints and an acknowledgement of private sector efficiencies and know-how are two of the principal reasons why governments around the world are taking the economic and political decision to accelerate the use of private sector finance and adopt Public Private Partnership models in order to deliver infrastructure projects which would have been previously built by the public sector using public sector finance.”

Mr. Speaker, my government has therefore set up a working committee to draft a PPP Policy and Framework Document. Mr Speaker, these documents have been approved by Cabinet last year and it is my intention to present these documents to the House for debate soon.

Mr. Speaker, the Turks and Caicos Government is committed to infrastructure delivery options that make the best use of the resources of both the public and private sectors. A Public Private Partnership (PPP) is a proven infrastructure procurement method that is increasingly being used by governments worldwide alongside more traditional methods to deliver infrastructure to the community.

The aim of a PPP, Mr. Speaker, is to deliver improved services and better value for money primarily through appropriate risk transfer, encouraging innovation, greater asset utilisation and an integrated whole-of-life management, underpinned by private financing. Mr. Speaker had TCIG had a PPP Policy and Framework Document we could have avoided some of the issues we face with the Interhealth Agreement.

A best-practice consistent approach to PPP delivery, through adoption of the PPP Policy and Guidance material, will have benefits for both the public and private sectors. These benefits Mr. Speaker, include minimising transaction costs, removal of disincentives to participation, and a stronger pipeline of PPP projects by ensuring only best-suited projects are considered for PPP delivery.

Mr. Speaker, my Government has established a pipeline of major projects, and is currently reviewing the economic impact of these projects before issuing RFPs from the private sector. Mr. Speaker, there is significant private sector interest in these projects. One of the big questions is whether the TCI people is ready to accept the social impact some of these projects will bring, especially that of population growth.



GOVERNMENT OF THE TURKS AND CAICOS ISLANDS

The choice between public and private provision of infrastructure will be based on funding availability and a rigorous value for money assessment as part of our procurement strategy. Mr. Speaker, where it is determined that private sector provision of public infrastructure and related services will deliver better value for money, the choice of contractors will be consistent with the Procurement Ordinance.

Mr. Speaker, achieving value for money is a key requirement of government, and is a combination of the service outcome to be delivered by the private sector, together with the degree of risk transfer and financial implications for government. Value for money is the driver for adopting the PPP approach, rather than capital scarcity or the balance sheet treatment.

Mr. Speaker, where the requisite value for money drivers exist, PPPs can potentially deliver significant benefits in design, the quality of services and the cost of infrastructure. PPPs can draw upon the best available skills, knowledge and resources, whether they are in the public or private sector. Departments and agencies can focus their own efforts on the delivery of core services, and use the savings generated to improve or expand other services. Mr. Speaker, PPPs also have the potential to bring forward infrastructure expenditure, including through delivering projects as part of a single package instead of staging capital development over the long term.

Financial Sector Reform

Mr. Speaker, the international financial services industry in the TCI has been in decline, for many years. A significant tranche of TCIG revenue goes to regulating this industry. It encompasses the work of the FSC, the EOI Unit, and a substantial portion of the AG chambers resources. Mr. Speaker, we are signatories to a slew of regulatory treaties, and have enacted many pieces of legislation as it relates to Money Laundering, POC, Terrorist Funding at inordinate costs to Government, and especially potentially to charities and civic groups. Mr. Speaker, TCIG has a good reputation in the industry, and has been given a compliant rating by the Global Forum on Transparency and Exchange of Information for Tax Purposes

However, Mr. Speaker, while we have focused on legislation to ensure compliance and regulation to confirm with best practice and adherence to directives from the various local, regional, and international regulatory bodies, this has increased the cost to the jurisdiction translating into less net revenue to government. At the rate that we are going, unless we can revive this industry it will become a cost centre rather than a revenue centre.

It is therefore critical, Mr. Speaker, that a strategic approach towards the modernization of legislation to support product development, marketing and promotion be undertaken to counter-balance the overarching regulatory function of the jurisdiction.

Mr. Speaker, last Wednesday cabinet approved the establishment of a Working Group representative of public and private sector stakeholders to develop a framework for the creation of an International Finance Centre (IFC). The objective of which is to develop a program and strategy for the marketing and promotion of TCI Financial Services Industry; facilitate and support the creation of new products and services; create strategies for sustainable financing of the IFC and recommendations to grow the industry, raise the profile of the jurisdiction and in time increase its contribution to Government revenue.

Mr. Speaker, so as to pre-empt any conclusion that this would significantly increase cost, let me say that as a cost containment measure the IFC, would initially come under the umbrella of the new IPA into which the IU is expected to transition by April 2015.

Conclusion

Mr. Speaker, Africa's first elected female Head of State, Ellen Johnson Sirleaf, the President of Liberia and the 2011 Nobel Peace Prize Laureate stated in her Nobel Peace Prize acceptance speech that:

"History will judge us not by what we say in this moment in time, but by what we do next to lift the lives of our countrymen and women. It will judge us by the legacy we leave behind for generations to come."

Mr. Speaker, I cannot say why other persons entered politics, but many years ago, I felt this burning desire to serve the people of these Turks and Caicos Islands. I re-entered politics because of that desire to serve. Every move that I have made during my time in office whether popular or unpopular was geared towards lifting the lives of my country men and women. Mr. Speaker, this budget being presented here today, despite the many challenges we face, is no exception. There is no doubt that there are challenges, but tell me which country does not have challenges. This does not mean, Mr. Speaker, that we should stick our heads in the sand as some may want us to do and give up. This means that we must find innovative and creative ways to uplift the lives of our people.



Mr. Speaker, I have spoken to the country about the state of the economy which is now on the mend, and beginning to grow again. As stated earlier, our real growth will eventually be buttressed by economic recovery in the major external market. I believe that it was Theodore Roosevelt who once said that “in any situation, the best thing you can do is the right thing; the next best thing you can do is the wrong thing; the worst thing you can do is nothing. It is far better to try to do right and end up doing the wrong thing than it is to do nothing at all.”

Mr. Speaker, one can make corrections when a wrong thing is done, but nothing from nothing is still nothing. I have always tried my best to do the right thing, but what you will not catch me doing, is nothing. I believe in lighting a candle instead of cursing the darkness. Mr. Speaker, the most powerful force in our arsenal as a parliament is human cooperation – this could be used as a weapon for construction, or one for destruction. Mr. Speaker, we have a small window of opportunity to work together as a nation, putting party politics aside, and doing what is right and necessary to put our country back on a sustainable path of viability and prosperity, I want the people of the Turks and Caicos to understand that my government is always striving to do the right thing.

Mr. Speaker, I have presented to the people of the Turks and Caicos Islands, the government’s agenda, in the form of this budget, which outlines the government’s pathway to structural fiscal change, economic growth and job creation. It is a progressive agenda which I hope all members would support.

Mr. Speaker, during the next fiscal year the increase anticipated in foreign and domestic investment together with, public investment in capital works and measures to facilitate the ease of doing business, will increase job opportunities, reduce poverty and other social ills.

Mr. Speaker, I therefore end where I began, by thanking my people of the Turks and Caicos Islands who have placed their faith and trust in me. I want to assure them that all of my decisions are aimed to better their lives. My government will continue over the coming months and years with our progressive agenda to bring structural change in the financing of government, to facilitate economic growth and job creation, and to give hope to those we come here to work for. Mr. Speaker, in the words of the song writer despite the many challenges we can say, “Through many dangers, toils and snares, we have already come, tis grace that brought us safe thus far and grace will lead us on.”

May God give us the courage to exercise integrity in every moment of choice, even when those around us are losing their heads and blaming it on us. May He give us the compassion of the Good Samaritan to be our brother’s keeper, and may He bless us all and bless these Turks and Caicos Islands.



**OFFICE OF THE GOVERNOR
STATEMENT OF PURPOSE FOR FINANCIAL YEAR 2014/2015**

The main function of the Governor's Office is to support the Governor in the discharge of his responsibilities under the Constitution and in Law. The office supports the Governor to promote good governance, sound financial management and the sustainable economic development of the Turks and Caicos Islands and to build a deeper richer partnership with the UK.

The specific goals and objectives for the Governor's Office include supporting the Governor in his special responsibilities as set out in the Constitution section 37 and in Cabinet. The Governor's Office aims to ensure effective representation of the TCI by both Governor and the Governor's Office both on TCI and more widely and continuation of the development of good governance in the Turks and Caicos Islands.

The Office of the Governor supports the continuation of the reform and ongoing development of the Turks and Caicos Islands Public Service by working along with the Deputy Governor, who is the head of the Public Service, to improve the TCIG workforce skillset in order to have a more robust locally employed Civil Service, achieving more efficient and effective outputs.

The Governor's Office oversees two Departments which include the Office of the Chief Internal Auditor and the Elections Department as well as several "Good Governance" bodies under the Governor's Office which include the Integrity Commission, the Nation Audit Office, The Human Rights Commission and the Complaints Commission.

The Office of the Chief Internal Auditor (OCIA) was established via section 16 of the Public Finance Management Ordinance 2012 enacted on April 1, 2012 and operates within the Office of the Governor. The Department became operational in July 2013. The role of the OCIA is to evaluate the adequacy and effectiveness of the systems of governance, risk management and internal control operated within the TCIG Organization on a risk-based basis, and thereby review, report and provide the appropriate assurance based on it evaluations.

The Internal Audit Department is expected to provide a professional and independent Internal Audit services that accord with best practice and adds value to the TCIG Organization. The primary objectives of the OCIA are to provide the Governor and Accounting Officers an independent and objective evaluation of, and opinion on, the overall adequacy and effectiveness of the arrangements for governance, risk management and internal control across the Organization. Also, to operate to a professional standard consistent with the International Standards for the Professional Practice of Internal Auditing, the Code of Ethics of the Institute

The Election Department strives to exercise general direction and supervision over the administrative conduct of elections and enforce on the part of all election officers importance of fairness, impartiality and compliance with the provisions governed by the Elections Ordinance. Even though the year fiscal 2014/15 is not an Election year, the Elections Department is required to produce the preliminary list and from the preliminary list the Elections Department will have produced the Electors Register.

The National Audit Office (NAO) is primarily responsible for providing reasonable assurance on the financial statements, regularity, compliance and fraud or special type projects. The NAO, over time, can rely on the internal audit reports prepared by the Internal Audit Function when doing its own work. However, the NAO will have to review each audit report before relying on it fully.

The NAO key priorities are to strengthen control and supervision of the expenditure of public money; Promote economy, efficiency and effectiveness in the use of public money by government departments and other authorities and bodies; Report annually on the public accounts of the Islands, including the House of Assembly, the courts, central government, those institutions protecting good governance, and any public corporations or other bodies or organizations established by or under any Ordinance; Promote public accountability in the public administration of the Islands and to be an adviser to the Public Accounts Committee.

The Integrity Commission is an independent, anti-corruption Agency which was established by the Integrity Commission Ordinance 2008 and formally inaugurated in May 2010. It is now enshrined in the TCI Constitution as one of the Institutions protecting good Governance. Its daily operations are carried out by a Director-led executive team comprising broadly of Enforcement, Compliance and Secretarial Units. The executive and other officers are appointed by the Commission, on such terms and conditions as the Commission shall determine.

Since its formal establishment in 2010, the Commission has, despite its very limited resources, made significant progress in laying the foundation framework of good governance upon which integrity, honesty and good faith in Public life in Turks and Caicos Islands will, with time, flourish as a way of life.

The Human Rights Commission aims to promote general awareness of the rights of an individual and also educate the public on human rights by making public statement, through the media, seminars and through co-coordination of human rights programs. The Human Rights Commission is also required to investigate complaints or perceived human rights abuse and complaints regarding procedures, with a view to promoting respect for, and observance of fundamental rights which also includes monitoring the welfare of persons detained in detention centers by regular inspections of their places of detention or placement, and to make such recommendations as may be necessary for improving their condition of detention or placement.

The Complaints Commission aims to promote transparency and justice by investigating any action taken by or on behalf of a government department, authority or body of persons to which the Ordinance applies, being action taken in the exercise of administrative functions of that department, authority or body of person, in any case where a written complaint is made to the Commissioner by a member of the public who claims to have sustained injustice in consequence of maladministration.



POLICE
STATEMENT OF PURPOSE FOR FINANCIAL YEAR 2014/2015

Royal Turks and Caicos Islands Police Force (RTCIPF)

The RTCIPF currently has an approved strength of 263 sworn officers and 17 support staff with an annual budget of +US\$16m.

The geographical position of the Turks and Caicos Islands being located to the south east of the US, south of the Bahamas, and to the north of Hispaniola and principally Haiti, means the territory is highly susceptible to being impacted by drugs, firearms and illegal migrant trafficking. Drug seizures within the territory have been low but the RTCIPF have not focussed efforts in this risk area; however, it is believed that the Turks and Caicos Islands are becoming a high-risk area as security efforts in other regional areas have become more aggressive and effective. This affect will cause traffickers to use less perilous routes such as the Turks and Caicos Islands. The RTCIPF will continue to work in partnership with other government agencies to maintain secure borders.

The Turks and Caicos Islands can pride itself on having one of the lowest crime rates in the Caribbean but this can only continue with strong government and community support. In 2013, the Turks and Caicos Islands saw a dramatic increase in criminal firearm-related incidents, i.e. robberies and burglaries. Thus, the need for the RTCIPF to reduce these crimes and the fear of crime must be a primary focus. These reductions can be accomplished through intelligence-led strategic patrols. A variety of patrol vehicles will be needed for these directed patrols, i.e. cars, trucks, vans, motorcycles, and boats.

The RTCIPF will maintain its interaction with the community but more so, with our young people. A key objective in our support of the National Youth Strategy will be to prevent crimes involving youth as either victims or offenders. The Cadet Program and DARE (Drug Abuse Resistance Education) are programs that bring police and youth together. Other diversion programs will be developed to keep our youth on the path to success and not crime.

Road safety and traffic management continue to be a concern, especially with the increase in serious and fatal traffic accidents. As the population grows, so does the need for strong traffic compliance through enforcement. The RTCIPF will continue to work in partnership with the Ministry of Government Supports Services to identify and mitigate high-risk road safety locations and with the Road Traffic Department to ensure that all vehicles meet roadworthy standards. Compliance through enforcement is the key to reducing traffic incidents.

Special Investigation and Prosecution Team

The Special Investigation and Prosecution Team (SIPT) were established following the 2008 Commission of Inquiry. This is an independent team that as a result of the findings of the Commission of Inquiry has carried out large-scale criminal investigations which has resulted in a number of people (including the former Premier and four former Cabinet Ministers) standing indicted for serious criminal offences including, bribery, conspiracy to receive bribes, conspiracy to defraud the TCIG, conceal or transfer the proceeds of criminal conduct, and conspiracy to pervert the course of justice.

The Prosecution Phase of the SIPT investigation is now underway, and the team is focused on supporting this phase. Any new criminal allegations other than those with a clear nexus to the ongoing proceedings would be investigated by the Royal Turks and Caicos Islands Police Force (RTCIPF). The upcoming court appearances and trial scheduled for 2014 place all outstanding matters before the courts.

The SIPT still continues to be overseen by a Strategic Oversight Group (SOG) reporting to the Governor. The Commissioner of Police is the Chair of the SOG.

The RTCIPF has officers deployed with SIPT. The SIPT are supporting the ongoing prosecutions and are ensuring that their expertise and information gained is passed to specialist RTCIPF officers.

The enhanced capability within RTCIPF will enable any new allegations of corruption coming to notice or being reported, which are not directly connected to the offences against those currently indicted, the subject of arrest warrants, or currently under investigation, to be effectively investigated. This will include the RTCIPF working closely with the Integrity Commission with whom it has signed a Memorandum of Understanding on working practices.



**THE ATTORNEY GENERAL'S CHAMBERS
STATEMENT OF PURPOSE FOR FINANCIAL YEAR 2014/2015**

The Attorney General's Chambers is committed to providing high quality legal services to the Government of the Turks and Caicos Islands and the House of Assembly ever mindful of the need to maintain and uphold the rule of law, to safeguard and preserve the Constitution of the Turks and Caicos Islands and the fundamental rights and freedoms which it enshrines, and to protect the public interest. Chambers will always strive to uphold the highest standards of equity, fairness and justice with proper respect for the traditions of the Common law.

To this end we will provide legal advice/opinion on a timely basis upon request and in any event within 14 days depending on the complexity of the issue(s) and availability of full instructions on the matter. We will continue the periodic seminars on legal issues with Immigration and other Departments in line with the Chambers' proactive approach to its legal service delivery to the Government. We will continue to modernise the law library and cataloguing system in the AG's Office and provide all necessary assistance to the Regional Law revision Centre so as to facilitate the revision of the laws of the Turks and Caicos Islands, within the next financial year. Legal draft persons will be recruited to enhance the capacity of the Chamber in that area and guidance and training will continue to be provided, especially to Turks and Caicos Islands' staff, in certain specialised skills required by the Department. Through a process of understudy and other training options, Belongers are being trained continuously in

The Crown Land Unit strives to ensure that Crown land holdings in the Turks and Caicos Islands are managed so as to provide sustainable long-term benefits to all Turks and Caicos Islanders; through the efficient, transparent and equitable management of Crown land in accordance with the laws of the Turks & Caicos Islands.

We aim to restore confidence in the Crown land management and administration system. The findings of the Commission of Inquiry highlighted areas of weaknesses in the land administration system. These areas can be bridged through establishing service standards, standardising operational procedures through the development of a manual of procedures and improving and modernising the record keeping system. We will provide transparent and equitable access to Crown Land by the continued use of the allocation procedures. A public register of all allocations of Crown land detailing the allocations, including the purchase price, will be established. The Department was only established in 2012 and it is realised that improvement in staff capacity through recruitment and fostering the professional development programme is critical. The Survey and mapping Department is committed to providing superior quality services on land survey, cadastre, mapping and land and geographical information to our customers and stakeholders, with a view to ensuring that land management and development are soundly based to achieve national objectives. We dedicate ourselves to achieve this through strategic modernisation of the production system and a well-trained, committed,

The Valuation Department, Land registry and Crown Land Unit have developed and maintained over the years separate cadastral/property indexes for the country; these indexes need to be integrated with the Land Information System (LIS) to form a Cadastral data base. Surveying records are the foundation of the national cadastre and define the extent of land ownership. To ensure there is consistency in surveying procedures and accuracy of survey data, it is important to establish national standards for surveying. Public beach accesses and Crown land parcels within protected areas will be mutated or combined so as to fall wholly within or outside such designated boundaries to permit ready identification and ensure that the potential for administrative errors is reduced.

The Land Registry strives to maintain and develop a stable and effective land registration system that provides security of title to registered land and to provide the very best service for guaranteeing ownership of land and facilitating property transactions.

The TCI land records date back to the late 1960's and the system of registration hasn't significantly changed since then. The records are recorded by typewriter in hard copy documents and bound in books. The environmental conditions and handling of the records have caused many of them to deteriorate, and some are lost. These records need to be secured, and the system of recording modernized. The majority of land transactions lodged at the Land Registry are from solicitors or other clients based on Providenciales. Establishing a service centre on Providenciales would improve the delivery of service to the public. We are committed to the registration of Public Beach Accesses and Protected Areas. A prominent note will be endorsed upon the face of any register of title where the land parcel falls wholly or partly within any protected areas or is a public beach access in order that the status of the land parcels is clear to the public, including, intending purchasers and mortgagees. We aim to improve Client Service

The Land Registry has developed service standards; however these are not widely publicized. The Publication service standards will also clarify expectations for clients and the Land Registry staff.

The Valuation Department aims to provide the Government and its Agencies with Valuation and Land Economy advice and technical expertise of the highest professional standard to enable fair, consistent and competent decision-making in respect of property transactions, stamp duty assessment and land management.

We aim to improve the Valuation System. TCI's Valuation System is semi-automated and in need of modernization to improve efficiency and accuracy of the valuations being undertaken. This also includes the establishment of legislation to provide for the registration of valuation surveyors and connected matters. We are committed to improving Client Services. Significant improvements can be made to customer service using technologies and staff training and by linking the service to the other departments of the Lands Division. The establishment of service standards will also clarify expectations for clients and the valuers. The department is looking to recruit a Senior Valuation Officer in its efforts to improve on the quality of its services.



**OFFICE OF THE PREMIER AND MINISTRY OF TOURISM, GAMING AND CULTURE
STATEMENT OF PURPOSE FOR FINANCIAL YEAR 2014/2015**

The Premier's Office has portfolio responsibility for Tourism, Gaming and Culture. It is also tasked with the responsibilities to carrying out the Government's manifesto. In addition it has responsibility to coordinate the works and efforts of the other Ministries to ensure that the national priorities are achieved.

The mission is to utilize the Country's human resources, natural resources and economic assets to develop, expand and strengthen the economy so that the Turks and Caicos Islands can service our national needs while at the same time becoming a strong and competitive force in the regional and international markets. In so doing, the Government endeavors to provide opportunities to all our people and provide them with the tools and resources to capitalize on those opportunities.

The strategic priorities outlined in the 2013/15 Corporate Plan remain a major focus of the Government. These include:

- The Government will work closely with regional and international governments, agencies, local and international investors / businesses while broadening partnerships in areas of mutual interest towards the further development of the Turks and Caicos Islands and its people. The institution of Governance will be strengthened and National Pride and Patriotism built for the Turks and Caicos Islands.
- The Government will ensure, at all times, that the right number of staff with the appropriate skill sets are in the right position to effectively respond to the needs of the public and will have in place an appropriate system of local government which allows citizens to be informed on developments in their communities.
- A comprehensive preparedness strategy and action plan for the Turks and Caicos Islands will be developed to respond, manage and recover from all National Security threats or incidents. An effective disaster management regime with an enhanced climate change and adaptation strategy for the TCI will be put into place.
- A population and growth strategy and policy will be developed to meet the demands and expansion of the local economy for the medium to long term. To stimulate sustainable development and competitiveness and diversification of the economy comprehensive national development plans and strategies, which are prepared through participatory methodologies and are linked to the financial capacity and human capital of the Islands, will be in place.
- The Government will conduct a comprehensive review of the Education sector so as to ensure its relevance to the current and future demands on the sector and develop appropriate plans, strategies and expand its partnership with the local and international community in support of its mandate for the long term.
- Recent health sector reforms will be consolidated and an aim is to have a responsive and cost effective Healthcare system to meet the needs of citizens and visitors to the TCI. A reliable and affordable supply of potable water for the residences and visitors of Grand Turk and Salt Cay will be ensured on a year round basis.
- Up to date plans and strategies will be in place to guide the development and promotion of tourism and all related service sectors taking into account the dynamics and importance of this Industry.
- Government will ensure professional appraisal of all projects and timely implementation of cost effective options within approved budgets, consistent with professional appraisal standards and local financial and procurement legislation and procedures.
- The sustainable development of the Islands will be promoted in a manner which balances the needs of current citizens with those of future generations of citizens through formulation and adherence to appropriate plans and policies which are prepared with wide stakeholder participation. Options will be explored for an alternative and much more affordable energy supply from a public supplier that is well regulated.

The Office of the Premier also has the responsibility to develop the necessary tourism and cultural policies to promote the further development and diversification of the tourism industry, promote our national cultures and celebrate our heritage.

The Gaming Department also falls under the mandate of the Ministry and it is the Ministry's intent to keep under review the extent, character and location of gaming facilities which are licensed under the Gaming Acts of the Turks and Caicos Islands. The Department is to enforce and regulate the laws of the Gaming Act while protecting the interest of the Government and the public alike, ensuring that the industry is free from all criminal elements.

The national objectives are to:

- Increase awareness of Brand TCI in the Market place by creating and executing specific advertising campaigns (print, billboard, digital) in each source
- Increase Brand visibility in emerging markets including Latin America, Brazil and China in order to reduce the seasonality of Tourism in the TCI.
- Increase stop over travel to the TCI by an average of 10% per annum over the next 3 years, from North America and by 5% from Europe and Latin
- Diversify and enhance on island product offerings including parks, beach access, cultural, heritage and historical sites.
- Encourage and or support airlift from emerging markets and Increase airlift from new gateways in our established source market.

- Encourage Tourism in our sister islands.
- To reform the Gaming Department to enhance its capability to perform its duties more effectively and to meet the requirements of today's international
- Training to all staff in the area of AML and continuous professional development of gaming Inspectorate staff.
- Enhance the process of monitoring gaming facilities throughout the TCI
- To promote our National Culture within all Government Schools
- To celebrate our National Heritage and promote National Pride and Patriotism throughout the Turks and Caicos Islands.



**MINISTRY OF BORDER CONTROL AND LABOUR
STATEMENT OF PURPOSE FOR FINANCIAL YEAR 2014/2015**

The Ministry of Border Control and Labour exists to secure the borders of the Turks and Caicos Islands. This will allow people who bring benefits to the Islands to visit, work and live here lawfully, to enforce the law firmly and fairly, to confirm legitimacy and identity, and to issue permanent status and citizenship to those who meet the criteria. It was set up in 2009, bringing together the following departments: Immigration, Labour, Immigration Services Unit, and Registrar General's Department under one Ministry.

Towards the end of 2010/11 the Ministry reviewed all aspects of its services, and the context and challenges it faced, alongside the Public Service Reform programme. Since 2011 an active change programme process has been implemented and is ongoing. Following a Public Service Reform Review in 2011, the Ministry of Border Control and Labour was restructured into three Departments:

Border Control and Enforcement;

Employment Services; and

Registration, Permanent Status and Citizenship.

The Ministry is also responsible for sponsoring three statutory bodies: the Immigration Board, which oversees permission to work and reside temporarily in the Islands; the Immigration Appeals Tribunal; and the Labour Tribunal.

These three Departments and related agencies administer decisions and actions under the relevant sections of the Immigration Ordinance and Regulations, Employment Ordinance, the Registration of Births, Deaths and Marriages Ordinance and the Marriage Ordinance.

The Ministry has set up a centralised single front office, the "one stop shop" which is soon to be renamed Customer Service Center, so that all customers can bring any query or application for any of the immigration, employment, citizenship, or registration services provided by the Ministry and its Departments to one place, and be confident of being dealt with professionally and in a timely manner.

Border Control and Enforcement

Border security is one of the major threats to national security across the globe. Given the permeable nature of TCI's borders and the associated risks and challenges it presents, the Immigration Department is commissioned and assisted by the Royal Turks and Caicos Islands Police Force to prevent abuse and flagrant disregard for the immigration laws of the Turks and Caicos Islands while at the same time allowing lawful entry of people who will benefit the Turks and Caicos Islands' society and economy. The Department is responsible for permitting or denying entry of persons at airports and seaports, compliance, intelligence and forgery detection, enforcement, deportations, repatriation, asylum cases, visa and temporary work permit issuance and the operation of the detention center and radar facility. The radar station, commissioned in September 2012, is a critical component of the border control system.

Registration and Citizenship

The Registrar General's Office provides a central national facility for effective authentication and safekeeping of public records so that there is a secure repository for all data, concerning the registration and recording of vital events including adoptions, naturalizations and deed polls. This department is responsible for civil registration, identity and processing citizenship applications in the Turks and Caicos Islands. More specifically, it issues birth certificates, death certificates, marriage licences, and passports. Likewise it processes applications for British Overseas Territory Citizenship, (BOTC) Naturalization and Registration, Permanent Residence Certificates and Turks and Caicos Islander (Belonger) Status.

Employment Services Department

The potential for marginalising the Turks and Caicos Islander population is often argued to be a huge risk in the Turks and Caicos Islands. This is exacerbated by the fact that the success of TCI's economic development strategy is contingent upon access to skills at all levels, some of which can only be obtained through external recruitment. The Employment Services Department and the Immigration Board, which is a statutorily appointed body that decides work permit applications, has the task of balancing this need. Through regular inspection this Department is also mandated to ensure that labour laws are complied with at the workplace, including occupational safety.

The Employment Services Unit is actively engaged in labour relations, employment exchange, job preparation and placement, registration for employed and unemployed persons, conciliation and evaluation of labour clearance. Two yet to be fully developed Units and activities of the Department are the Social Dialogue Unit to enhance public awareness and public feedback and the Market Research Unit to conduct labour force needs analysis and articulate labour force demographics.

The Board and Tribunals that are sponsored by the Ministry of Border Control and Labour have the following responsibilities.

- Labour Tribunal - employer/employee claims and judgements
- Immigration Board - work permit decisions
- Appeal Tribunal - labour clearance and work permit appeals



MINISTRY OF ENVIRONMENT AND HOME AFFAIRS
STATEMENT OF PURPOSE FOR FINANCIAL YEAR 2014/2015

The Ministry of Environment and Home Affairs oversees eight Departments which include the Department of Environment and Maritime Affairs (DEMA), Planning, Road Safety, Social Development and Gender Affairs Domestic Fire Services, Her Majesty Prison, District Administration and Agriculture and Animal Health.

The Ministry of Environment and Home Affairs seeks to provide safety and security for all persons living or visiting the Turks and Caicos Islands through the development and implementation of policies, procedures, programs and initiatives to protect life and property; promote safe and humane custody and rehabilitate offenders; protect the indigent, orphans and juvenile delinquents; safeguard the natural environment (including flora and fauna); and oversee the erection of structures to ensure that they are in compliance with the law and are free from health and fire hazards.

The Ministry will ensure that essential Government services are readily available throughout the islands, via closer collaboration with Ministries and Departments, and that the public has access to the basic amenities necessary to promote a good healthy standard of living.

To protect the public, those committed by the Courts will be held in a safe, secure, decent and healthy environment, focusing on the provision of rehabilitation services to pave entry back in to society as responsible citizens. This year more focus will be on a juvenile facility expansion, day release programs, and various rehabilitation programs and workshops.

To reduce the rising number of road accidents, public awareness will be created as well as improvement of the institutional capacity and knowledge of road safety interventions.

To facilitate sustainable national development of the TCI effective land use planning and regulations will be enforced thereby ensuring the optimal utilization of our limited land resources.

The Ministry will ensure that owners of commercial and residential structures adhere to all fire safety codes while implementing measures to prevent fire hazards.

A prosperous agriculture sector will be fostered through the creation and implementation of a comprehensive Agricultural Development Plan, with related policies and programs, where people, livelihoods and natural resources are in balance. Some initiatives include an Agriculture Research Facility on North Caicos, as well as increased monitoring on food production, importation and safety.

The Ministry will promote the sustainable development of the Turks and Caicos Islands while conserving and protecting the natural environment through coordination and collaboration with the full participation of TCIG, the private sector, NGOs, Communities and other relevant stakeholders. Initiatives include conducting more Environmental Impact Assessments as well as monitoring and ticketing persons that are in violation of the Ordinance.

With the assistance of stakeholder engagement and collaboration, the Ministry will develop and implement programs, policies and initiatives to address issues of equal opportunities, gender discrimination, empowerment and social inclusion as well as to protect and support the indigent, orphans and juvenile delinquents and ensure that their lives are improved.



**MINISTRY OF GOVERNMENT SUPPORT SERVICES
STATEMENT OF PURPOSE FOR FINANCIAL YEAR 2014/2015**

The main objective of the Ministry of Government Support Services is to provide effective and efficient maintenance of the country's infrastructure assets and introduce policies that would facilitate and enhance the development of these sectors consistent with the TCI development strategy.

It aims to provide policy guidance in matters relating to public utilities and to ensure that strategies are developed to facilitate and advance inward investment and private sector partnership.

To achieve this, aims have been set for each department.

The Public Works Department will provide timely technical advice to the Minister's Office and throughout the Public Sector concerning policy; selection and implementation of capital works and other infrastructure development programs; maintenance and up keep of physical assets; and maintenance of the vehicle fleet.

The TCI Publishing Department will provide quality and professional printing services for the Turks and Caicos Islands Government and the private sector at competitive, cost effective prices.

The Post Office and Philatelic Bureau will collect revenue from the sale of postal stamps and box rentals and provide the general public with an effective and efficient postal service. It will effectively, market, commission, and issue stamps and other philatelic products, by advertising stamps for the Turks and Caicos Islands in magazines and brochures.

The Estate Management Department will provide an Institutional Framework and Mechanism for upgrading and making operational the National Estates. The Energy & Utilities Commission will provide timely impartial advice to the Ministry of Government Support Services proposed policies, and elevate the standard of electrical works in the country by carrying out the electrical inspections. Also, it will continue to be an arbitrator between the power companies and the consumers.

The Central Purchasing Unit will provide all Government Departments/Entities with all supplies and services at a lower cost, high quality and fast delivery with the highest of standards and professionalism.



MINISTRY OF FINANCE, TRADE & INVESTMENT
STATEMENT OF PURPOSE FOR FINANCIAL YEAR 2014/2015

The Ministry of Finance, Trade and Investment manages the overall revenue, expenditure and financial affairs of the Government in support of the Government's economic and social objectives. The Ministry is also responsible for Budgeting, Economic Planning, Debt Management, Economic Policy Formation, Treasury Management, Trade, Investment and Tax Administration. In addition, there is statutory oversight responsibility for Civil Aviation, Ports Authority and the Airport Authority.

The Ministry is the resource centre for the Government and Cabinet on matters of fiscal policy, development strategy, foreign direct and local investments, financing and debt management. It is the point of contact for international grant and lending agencies.

The Ministry's aim is to provide a stable and an efficient financial management system that protects the consumer and create an environment for economic development and growth. As such, care is taken each year to ensure that the budget sets out the direction of economic policy of the Government, which fulfil its main objective of creating a society in which each citizen has every prospect for a better quality life. The budget also provide the necessary financial and economic policy framework and allocation of resources that facilitate the provision of effective public services.

Meeting the macroeconomic and fiscal goals of the Government will be our major priority for the financial year 2014/15. This will be achieved through:

- Implementing, controlling and monitoring the administration of the approved budget to ensure that there is compliance with the Public Financial Management Ordinance and Regulations 2012.
- Analysing developments within the international, regional and local economies and making appropriate projections based on economic performance
- meeting national debt obligations
- Creating growth opportunities for new and existing businesses
- Promoting a stable business environment that will attract more Foreign Direct Investments
- Creating a platform of growth for our existing businesses

We hope to revitalize and revamp the trade industry and investment sector by introducing programmes to encourage Small to Medium Enterprises and minimize the barriers to entry into business that exists within the Turks and Caicos Islands.



**MINISTRY OF HEALTH & HUMAN SERVICES
STATEMENT OF PURPOSE FOR FINANCIAL YEAR 2014/2015**

The goal of the Ministry of Health and Human Services is to ensure a healthy Turks and Caicos Islands through an integrated, comprehensive, efficient, easily accessible and cost-effective health system based on best practices in partnership with all stakeholders.

The Ministry is committed to ensuring that all Turks and Caicos Islands residents have access to health care and services of the highest quality based on available resources and in keeping with the Primary Health Care approach of equity, accessibility, affordability, efficiency, coverage and impact of services provided.

The Ministry of Health and Human Services has embarked upon a comprehensive Health Sector Reform with the primary objectives being that of costs containment, revenue generation (compliance) and quality health care services. The Ministry recognizes that the task at hand will not be an easy one as globally governments are dealing with the ever rising costs of health care. However, the Ministry is committed to ensuring that the Government and residents of the Turks and Caicos Islands receive value for money healthcare.

The Ministry will further develop the Contract Management Unit by employing a Contract Manager, who will provide greater management of contracts such as the Hospital Contract. The Health Regulatory Authority will be developed by ensuring that appropriate legislation is in place which will act as the regulatory agency for the governing of all medical / health facilities.

The Ministry will strengthen the Strategic Planning functions and capacity to monitor and evaluate the performance effectiveness and quality of the Ministry of Health programs and services. It will further identify key elements needed to develop a strong modernized National Health Information System to allow better collection of patient utilization and epidemiological data which will guide policy decisions. The National Insurance Ordinance and regulations will be amended to ensure that essential healthcare coverage and access to healthcare at all levels is provided for all persons legally resident in the TCI.

The Department of Mental Health and Substance Abuse will seek to establish a community group home for psychiatric patients through public private partnership. This initiative would enable psychiatric patients to be closer to relatives and allow them to receive the necessary support needed. The department will also launch a National Mental Health Anti Stigma & Discrimination Campaign which will seek to change negative attitudes and perceptions about mental health and develop a computerized mental health database for collecting and managing data and conduct a National Mental Health study.

The Department of Special Needs will seek to establish a national Registry of persons with special needs, draft legislation to govern persons living with special needs in the TCI and establish protocols, procedures and criteria for all programs.



**MINISTRY OF EDUCATION, YOUTH, SPORT AND LIBRARY SERVICES
STATEMENT OF PURPOSE FOR FINANCIAL YEAR 2014/2015**

The Ministry of Education, Youth, Sport and Library Services is the entity responsible for the strategic and operational activities of public education, sports, youth empowerment and delivery of library services. The key strategic objectives under which these initiatives fall are:

Promoting Employment: Department of Education/Youth

To create more opportunities for young people to be employed on a sustainable basis and to increase their ability to access those opportunities.

Facilitating Participation: Education, Sports, Library, Youth,

To provide opportunities to young people for their views to be heard and for them to contribute effectively to community and nation building.

Strengthening Partnership: Ministry, Department of Education, Sports, Library Services and Youth Affairs

To facilitate collaborative, meaningful and supportive linkages among the departments within the purview of the Ministry and between the Ministry and external stakeholders; utilizing new information and communication technologies.

Promoting Healthy Lifestyles: Department of Sports

To promote, develop and maintain the practice of sports, physical education and recreation as an instrument for enhancing society at large without discrimination.

Improving Outcomes: Department of Education, Sports and Library Services

To promote initiatives that will increase the number of students exiting the TCI school system with requisite knowledge, skill and competencies that will enable them to function effectively in the world of work, or in higher education.

Strengthening Leadership/Developing People: Department of Youth Affairs, Ministry, Department of Education, Department of Sports

To promote sports, physical education and physical recreation to combat chronic diseases related to sedentary lifestyles, substance abuse, crime and juvenile delinquency.

Education

The international mandate of achieving universal primary education by 2015 and the TCI's priority to ensure that all children succeed, which will ultimately result in quality education and training for all citizens, is carried out by the education arm. Education is provided through Early Childhood Development Centres, Primary and Secondary Schools, and a Community College. Opportunities for tertiary level education and training is done through a merit based system.

In 2014/15 the specific measurable indicators are:

- Access to education is improved to 100% on Providenciales for children of compulsory school age.
- Building of a new high school will commence on Providenciales to reduce overcrowding at CHHS and address zoning considerations.
- Monitor the upgrade of all teachers (100%) to degree status by 2017. \$200,00 of Scholarship earmarked for teacher upgrading over a 3 year period.
- The level of violence is to be reduced to less than two major incidents per year. New CHHS perimeter fence in place, security services upgraded.
- All schools are fully employing the CIMM (Critical Incident Management Manual).
- The use of technology for teaching and learning is introduced and enhanced.
- Review the current IT inventory and develop an upgrading plan by March 2015.
- Reading programs strengthened.
- Special Education is strengthened and clear policies are in place.
- There is an on-going Teacher Development Program in place for teachers at all levels. (MOU with Department of Education, UK) in place.
- There is a policy in place and funding for alternative education for Juveniles – Clear Program and Procedures (Alternative education strategy with Min. of Home Affairs and the Environment) Support for the purchase of online support through purchase of material from Caribbeanexaminations.com. Support for juveniles to continue education at two identified institutions on Provo and GDT.
- All technical and vocational teaching rooms are upgraded –from 2014-2017 at least one school's room is upgraded in 2014/15. There is a clear program for skills development and certification TVET – implemented skills audit completed in 2015 finalize discussions with CXC and seek TA from CXC. Introduce at
- Ensure partnerships with other schools/universities.
- Seek the accreditation of the Community College.

Sports

- A clear sports strategy and talent management program in place by recruitment of sports consultant by March 2015.
- Human Resources at the complex increased: at least one new custodian in place for Providenciales.
- A fully reviewed Sports Ordinance and Policy to guide operations of the department including implementation and collection of user charges in place by
- A provision for the annual rental and regular maintenance of the National Stadium is in place and the use of the stadium is promoted.
- Expand the number of sports offered at schools: Sports consultation will make recommendations for the expansion of new sports within schools.

Youth Affairs

The national priority is to promote the development and empowerment of young people through the National Youth Department which establishes programs and opportunities to have a voice in National Development and be empowered to take leadership positions and develop skills. The activities and sub activities of the national youth department are:

- Re-introduce the cadet program jointly with police and youth department.
- Introduce a youth advisory committee and make provisions for meetings of the committee
- Expand the Youth apprenticeship program to at least two additional hotels/organizations
- Complete the youth employment/unemployment survey and implement recommendations. Make provisions for introduction of the Youth Parliament.
- Expand all existing programs to all family islands and ensure at least one community based youth initiative on each island.

Library Services

- Complete the library consultancy and implement recommendations.
- Provide for the upgrading/replacement of computers in all libraries to improve access.
- Identify and formalize arrangements with at least two organizations for online access to libraries.
- To increase library user ship and widen access of library for community events: Host at least two book signings at two and lecture series major libraries.
- Host annual read-a-thon
- Review and update current library stock to meet user needs.



**OFFICE OF THE DEPUTY GOVERNOR
STATEMENT OF PURPOSE FOR FINANCIAL YEAR 2014/2015**

Public Service objectives have been set. It will be ensured that departments are equipped with the right skills, knowledge and experience in order to effectively carry out their mandate by working to fill key positions throughout Government, carrying out a manpower audit that identifies the strengths and weaknesses of ministries and departments in the area of human capital and development and developing and implementing a new recruitment policy and procedures manual. The new Training Unit will be properly set up and resourced and proper training programs will be developed and launched in all ministries and departments in order to build capacity and to improve the delivery of services. The new Staff Performance Appraisal System aimed at monitoring the performance of the staff throughout the organization in order to identify strengths and weaknesses and to pinpoint areas that need to be improved will be developed and launched. A proper reporting system will be developed that facilitates the proper management of

Contract Management and Corporate Performance objectives include setting up a new Contract Management Unit that will be responsible for managing the area of contracts. The new Tender Board will function properly to ensure that contracts are awarded in an open and transparent manner and that true value for money is achieved in transacting business on behalf of the Government. It will be ensured that the decision making process is robust and is built on the principles of integrity and accountability and that contracts are monitored from tendering through to completion. All contracts will be made public by having them published in the Gazette, subject only to the need to preserve confidentiality in those specific circumstances where it is proper and appropriate to do so.

The objective for Internal and External Communications is to redevelop the Press Office to properly fulfill their role as the leading information gateway to the Turks and Caicos Islands Government. This will be achieved by publishing releases on behalf of the Government that outline new policies and programs that have been launched and implemented, working with ministries and departments to set up proper communication strategies within their unit so that public information is properly disseminated, developing press reporting standards and civil service standard press reporting procedures and developing and launching a new, innovative Government website that will serve as an information portal to the public and private sector as well as members of the general public and provide a vital link to all ministries and departments throughout Government.

The Democratic Services aims to ensure that the House of Assembly and Cabinet Office are properly staffed and resourced, that the various House of Assembly subcommittee and oversight panel meetings, such as the Public Accounts Committee meetings, are facilitated and that ministers and members are properly briefed and made aware that their responsibilities lie in providing strategic leadership and policy development in their respective portfolios, but that the day to day management responsibilities of the civil service lie with the Governor, Deputy Governor and the respective Permanent Secretaries throughout Government.



**OFFICE OF THE DIRECTOR OF PUBLIC PROSECUTION
STATEMENT OF PURPOSE FOR FINANCIAL YEAR 2014/2015**

The Office of the Director of Public Prosecutions is an independent body with responsibility for all criminal prosecutions at all levels of Court, including Magistrates Court, Supreme Court and Court of Appeal. Prosecutions stem from charges brought by the Royal Turks and Caicos Police Force, Immigration and Customs, Department of the Environment, the newly formed Integrity Commission and other governmental enforcement agencies.

Tourism is a paramount resource to the TCI and the proper administration of justice plays a significant role in protecting that resource. Many high profile cases are managed on a regular basis within the ODPP with international media attention. Providing ongoing advice to police in serious crime to properly manage major investigations is time consuming and integral to the proper management of successful prosecutions, which is essential to the proper administration of justice.

As well ODPP is called upon frequently to assist international governmental enforcement agencies. Most notably, the U.S. ODPP regularly handles requests for provisional warrants, extradition requests, Mutual Legal Assistance Treaty requests and provides legal advice in relation to TCI laws.

Membership in and attendance at relevant International level conferences including the International Association of Prosecutors Association and Caribbean Prosecutors Association will be continued in order to build a cooperative relationship with international agencies including providing informed and professionally trained counsel to meet the needs of the international legal community.

There are two active Magistrates Courts on Providenciales to attend to on a daily basis as well as one Magistrates Court in Grand Turk. Trials are scheduled daily. There are also simultaneous trials in the Supreme Court on a continuous basis, one before the Chief Justice in Grand Turk, one and often two Supreme Court trials on Providenciales. There are ongoing applications for bail reviews in the Supreme Court, an important part of the criminal process with effects on the eventual strength of the prosecution and the confidence of the public.

The Supreme Court conducts monthly administrative procedures which are time consuming and require preparation and attention, including Sufficiency Hearings and Plea and Directions Hearings. The outcome of such proceedings plays an integral part in the success of the prosecution. A system of case management will be maintained in order to meet the filing and service requirements of relevant documentation. A case Management Officer and clerk will be hired and trained.

At present, the ODPP has carriage of a number of ongoing major prosecutions. In order to be in a position to mount necessary legal proceedings the ODPP is at times required to retain outside legal expertise. This is costly, including high rate of legal fees for qualified legal counsel as well as associated travel and accommodation expenses. Efforts are made to assign local counsel to assist on these matters in order to gain experience in major prosecutions. The only way to decrease the expenditure of consultancy fees is to expose local legal officers to education and training in order to gain experience and confidence in dealing with high level specialized prosecutions. The present team is capable and motivated and simply require support to meet these challenges. The prioritization of developing TCI legal officers is in keeping with the present succession plan.

Ongoing training for prosecutors will continue to be provided including attendance at Advocacy Training, a program of education put on by the Ontario Crown Attorneys Association. Two prosecutors are attending the training program this summer. Additionally, the Canadian Federal Prosecution Service have invited two TCI prosecutors to attend Introduction to Prosecutions training course held in Ottawa, Ontario. All fees have been waived by both organizations. Attendance at the International Association of Prosecutors Association by the Deputy Director of Public Prosecutions resulted in a paper authored by the attendee to be published in the International Newsletter in order to encourage small jurisdictions attendance at the international conferences. This is a matter of pride for the Turks and Caicos Islands and is extremely beneficial to the morale and ongoing training of the members of the prosecution services.

Community education is also a function of the ODPP. This includes cooperation with the Department of Education to implement programs with a view to the education of young persons, the future of the Turks and Caicos Islands, the role of the criminal justice system in society, respect for legal authority and the rule of law. There has been an initial approach by the ODPP to the Department of Education to join efforts in this regard. An Internship program has been implemented by the ODPP to engage young people attending college who may be interested in the legal field to gain access to the judicial system. The role of the ODPP in society and opportunities to pursue a career in law serving the public will be highlighted. Building relationships for future succession planning of a sound legal system is essential. Last year, the program resulted in the eventual hiring of the Secretary in Grand Turk. It is hoped that future placements will encourage students to further their education with a view to joining the prose

An ongoing project of the Office of the Director of Public Prosecutions is the implementation of the Case Management System in collaboration with the Ministry of the Attorney General of Ontario who have generously offered to share their advanced system with the TCIG on a pro bono basis. This automated system will allow for proper tracking of case files and internal sharing of information to reduce costs and increase efficiency.

**GOVERNMENT
OF THE
TURKS AND CAICOS ISLANDS**



BUDGET 2014-15

SECTION 2:

SUMMARIES AND CHARTS

GOVERNMENT OF THE TURKS AND CAICOS ISLANDS
Estimates of Consolidated Fund Receipts and Payments for April 2014 to March 2017
Summary by Ministry and Administrative Units

All Ministries and Departments	2012/2013	2013/2014			2014/2015	2015/2016	2016/2017
	Actual	Original Estimate	Revised Estimate	Unaudit Actual	Estimate	Estimate	Estimate
<u>Revenue, Grants and Other Receipts</u>							
01 Office of the Governor	-	25,000	25,000	-	25,000	25,875	26,781
03 Police	102,600	8,103,000	8,103,000	95,400	103,000	106,605	110,336
04 Attorney General's Chambers	52,367,888	22,003,615	22,003,615	24,221,890	20,532,997	18,899,152	19,560,622
05 Judiciary	718,801	720,000	720,000	1,004,085	729,400	754,929	781,352
07 Office of the Premier, Culture & Ministry of Tourism	2,897,761	3,008,557	3,008,557	2,682,765	3,008,557	3,113,856	3,222,841
16 Ministry of Border Control and Labour	15,376,368	16,213,055	16,213,055	18,876,875	19,374,950	20,053,073	20,754,931
51 Ministry of Environment and Home Affairs	4,681,787	5,441,583	5,441,583	5,025,698	5,260,735	5,444,861	5,635,431
52 Ministry of Government Support Services	1,236,398	1,761,607	1,761,607	1,158,137	1,751,600	1,803,106	1,866,215
54 Ministry of Finance, Trade and Investment	130,549,431	150,698,508	150,698,508	147,305,554	166,422,074	171,586,004	176,808,059
55 Ministry of Health and Human Services	110,831	182,391	182,391	350,847	183,881	190,317	196,978
57 Ministry of Education, Youth, Sports and Library Serv	431,517	570,881	570,881	891,130	591,051	611,738	633,149
Total Revenue, Grants and Other Receipts	208,473,383	208,728,197	208,728,197	201,612,383	217,983,245	222,589,516	229,596,694
<u>Expenditure</u>							
01 Office of the Governor	1,592,350	3,641,314	3,316,760	2,846,267	3,587,906	3,667,851	3,777,887
03 Police	21,960,934	21,372,503	21,006,561	20,416,559	20,731,168	19,472,313	18,966,482
04 Attorney General's Chambers	11,032,713	8,631,078	11,312,292	10,445,924	7,184,022	6,129,633	6,280,522
05 Judiciary	2,844,091	5,701,193	5,710,818	3,644,338	7,902,852	3,371,784	3,445,377
07 Office of the Premier, Culture and Ministry of Tourism	2,418,925	3,528,270	3,391,686	3,236,391	4,404,941	4,432,806	4,490,040
14 Statutory Charges	21,707,239	18,985,040	14,294,254	13,231,758	18,098,500	17,939,055	16,548,672
16 Ministry of Border Control and Labour	4,860,936	5,739,562	5,836,719	5,539,671	5,882,737	5,942,113	6,120,377
51 Ministry of Environment and Home Affairs	7,213,348	8,374,041	7,684,562	7,456,643	8,316,170	8,594,569	8,846,406
52 Ministry of Government Support Services	13,230,259	14,943,230	14,197,909	13,878,497	14,915,166	15,170,024	15,625,125
54 Ministry of Finance, Trade and Investment	8,594,601	11,459,791	10,973,142	10,108,379	13,414,392	13,861,270	14,277,108
55 Ministry of Health and Human Services	51,692,808	54,349,179	56,282,650	55,657,474	55,940,554	55,359,504	57,020,289
57 Ministry of Education, Youth, Sports and Library Serv	19,615,119	20,760,737	21,349,083	21,154,769	21,590,898	21,668,463	22,316,507
56 Office of the Deputy Governor	1,709,081	3,994,320	3,891,290	3,908,701	4,152,129	4,169,475	4,294,559
58 Office of the Director of Public Prosecutions	319,430	1,508,344	1,264,598	1,184,691	1,502,877	1,517,449	1,562,972
Total Expenditure before Capital Contribution	168,791,834	182,988,601	180,512,324	172,710,063	187,624,312	181,296,310	183,572,322
Net Revenue / Expenditure	39,681,548	25,739,596	28,215,873	28,902,319	30,358,933	41,293,207	46,024,372
<u>Capital Receipts</u>							
14 Statutory Charges	31,764,025	5,261,069	5,261,069	6,436,178	1,310,600	1,215,502	5,100,000
Total Capital Receipts	31,764,025	5,261,069	5,261,069	6,436,178	1,310,600	1,215,502	5,100,000
<u>Contributions to the Development Fund</u>							
14 Statutory Charges	(15,162,266)	(16,776,757)	(10,766,845)	(9,712,115)	(12,829,095)	(11,010,100)	(10,536,443)
Total Contributions	(15,162,266)	(16,776,757)	(10,766,845)	(9,712,115)	(12,829,095)	(11,010,100)	(10,536,443)
Net Surplus/(Deficit)	56,283,307	14,223,908	22,710,097	25,626,383	18,840,438	31,498,609	40,587,929
Plus:							
Bond and Other Cash Inflows	1,842,341	3,897,936	3,897,936	4,219,986	768,929	1,185,415	352,083
TCInvest Capital Inflows	-	1,500,000	1,500,000	1,500,000	1,250,000	1,000,000	750,000
New Borrowing	-	-	-	-	-	85,000,000	-
Transfer out of Sinking Fund	-	-	-	-	-	94,000,000	-
Less:							
Debt Servicing - Principal Repayments	(12,359,888)	(9,178,000)	(9,178,000)	(9,403,026)	(6,763,304)	(183,507,130)	(16,649,987)
Transfer to National Forfeiture Fund	(2,000,000)	-	-	-	-	-	-
Contributions to the Sinking Fund	(41,009,348)	(11,757,000)	(11,757,000)	(17,170,917)	(13,443,000)	(22,376,735)	(15,000,000)
Net Cash Flow	2,756,412	(1,313,157)	7,173,033	4,772,425	653,063	6,800,159	10,040,025

GOVERNMENT OF THE TURKS AND CAICOS ISLANDS

Revenue by Ministry and Administrative Units

For Financial Year 2014-15

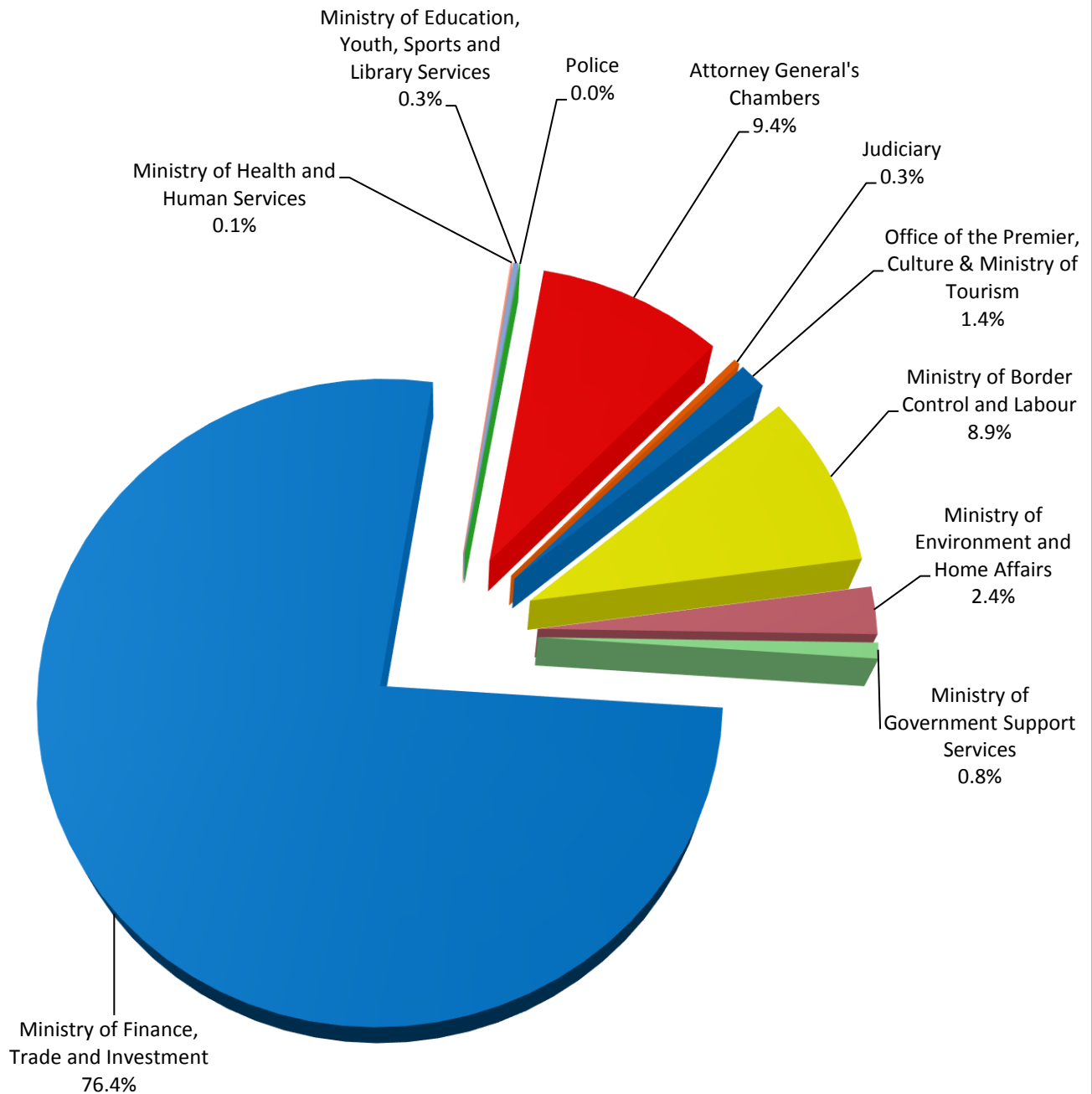


Chart 1 - Revenue, Grants and Other Receipts

GOVERNMENT OF THE TURKS AND CAICOS ISLANDS

Expenditure By Ministry and Administrative Units

For Financial Year 2014-15

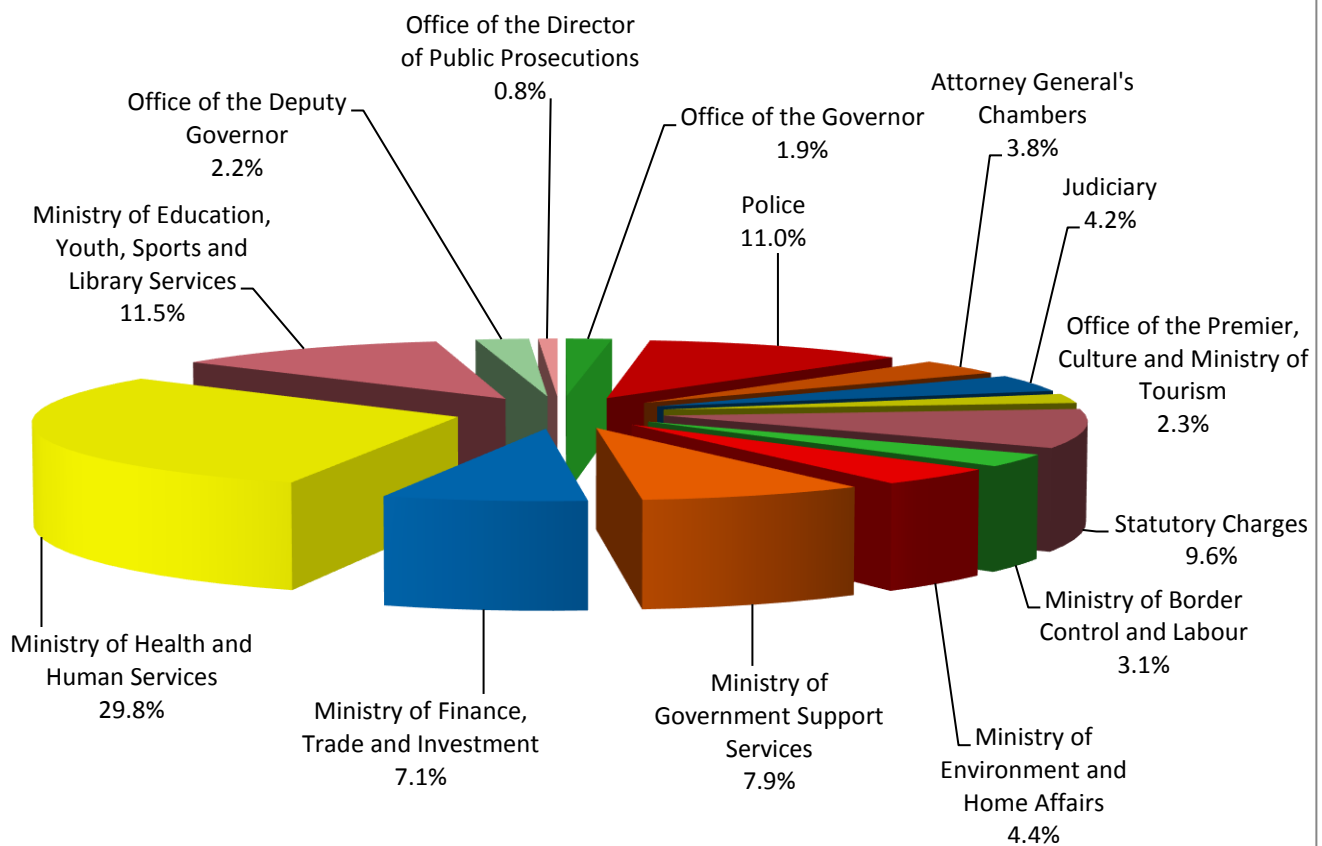


Chart 2 - Total Expenditure before Capital Contribution

GOVERNMENT OF THE TURKS AND CAICOS ISLANDS

Estimates of Consolidated Fund Receipts and Payments for April 2014 to March 2017

Summary by Economic Classification

PARTICULARS	FY2012/13		FY2013/14				FY2014/15		FY2015/16		FY2016/17	
	Actual Apr-Mar	% of Rev.	Estimate Apr-Mar	% of Rev.	Unaudited	% of Rev.	Estimate Apr-Mar	% of Rev.	Estimate Apr-Mar	% of Rev.	Estimate Apr-Mar	% of Rev.
					Actual Apr-Mar							
Hotel and Restaurant Tax	34,025,085	14%	37,869,450	18%	40,948,130	20%	43,125,183	20%	45,071,442	20%	47,325,014	20%
Import Duties	48,581,744	20%	50,735,000	24%	52,699,085	25%	53,659,033	24%	55,537,099	25%	57,480,898	24%
Other Customs Duties	21,982,590	9%	27,757,672	13%	28,508,204	14%	32,237,619	15%	33,365,936	15%	34,533,744	15%
Work Permit and Other Immigration Fees	15,376,368	6%	16,213,055	8%	18,876,875	9%	19,374,950	9%	20,053,073	9%	20,754,931	9%
Communications Related Receipts	5,601,073	2%	6,555,980	3%	4,278,461	2%	7,234,008	3%	7,368,198	3%	7,507,085	3%
Broad-based Taxes	-	0%	-	0%	-	0%	-	0%	-	0%	-	0%
General Services Taxes	-	0%	900,000	0%	-	0%	-	0%	-	0%	-	0%
Business and Banking Related Receipts	7,252,328	3%	8,497,248	4%	7,366,802	4%	9,222,325	4%	7,721,143	3%	8,125,106	3%
Stamp Duty on Land Transactions	13,927,486	6%	15,124,400	7%	21,944,493	11%	18,000,000	8%	17,830,000	8%	18,454,050	8%
Airport and Air Travel taxes	1,500,000	1%	-	0%	-	0%	1,900,000	1%	3,000,000	1%	3,000,000	1%
Vehicle & Driver Licence Fees	3,516,088	1%	4,095,000	2%	3,525,669	2%	3,880,200	2%	4,016,007	2%	4,156,567	2%
Fuel Tax	6,917,250	3%	7,254,245	3%	7,681,224	4%	8,321,135	4%	8,550,275	4%	8,849,535	4%
Other Receipts	21,612,841	9%	14,445,212	7%	14,516,910	7%	15,528,792	7%	15,076,343	7%	15,409,765	7%
Recurrent Revenue	180,292,854	75%	189,447,262	89%	200,345,854	96%	212,483,245	97%	217,589,516	97%	225,596,694	96%
Criminal Recovery Actions	-	0%	8,000,000	4%	-	0%	-	0%	-	0%	-	0%
Civil Recovery Actions	28,180,528	12%	5,000,000	2%	1,258,270	1%	1,500,000	1%	-	0%	-	0%
NIB Revenue	-	0%	1,000,000	0%	-	0%	-	0%	-	0%	-	0%
Grants	-	0%	4,000,000	2%	8,259	0%	4,000,000	2%	5,000,000	2%	4,000,000	2%
NFF Contribution	-	0%	2,096,017	1%	4,563,659	2%	-	0%	-	0%	-	0%
Grants and Other Receipts	28,180,528	12%	20,096,017	9%	5,830,188	3%	5,500,000	3%	5,000,000	2%	4,000,000	2%
Capital Receipts	31,764,025	13%	4,445,988	2%	1,872,519	1%	1,310,600	1%	1,215,502	1%	5,100,000	2%
TOTAL REVENUE AND RECEIPTS	240,237,408	100%	213,989,266	100%	208,048,561	100%	219,293,845	100%	223,805,018	100%	234,696,694	100%
Salaries, Wages and Allowances	51,766,907	22%	63,885,050	30%	59,729,963	29%	64,908,523	30%	64,907,536	29%	66,854,402	28%
Pensions and Gratuities	5,525,231	2%	5,701,039	3%	4,917,677	2%	5,751,000	3%	5,923,530	3%	6,101,236	3%
Personnel Costs	57,292,138	24%	69,586,089	33%	64,647,640	31%	70,659,523	32%	70,831,066	32%	72,955,638	31%
NHIB and Hospital Charges	42,501,825	18%	42,238,060	20%	45,154,432	22%	43,401,783	20%	42,682,976	19%	43,963,466	19%
Property Rentals	4,980,386	2%	5,326,258	2%	5,624,243	3%	5,400,793	2%	5,560,807	2%	5,725,621	2%
Operating Expenses	3,008,078	1%	6,645,280	3%	4,612,959	2%	10,398,460	5%	5,889,089	3%	6,032,201	3%
Maintenance	6,399,967	3%	6,547,019	3%	6,276,086	3%	6,342,471	3%	6,532,745	3%	6,728,727	3%
Utilities	3,217,986	1%	3,869,265	2%	3,819,845	2%	3,963,786	2%	4,043,560	2%	4,164,866	2%
Grants and Contributions	3,406,190	1%	3,608,408	2%	3,493,905	2%	3,910,131	2%	3,896,110	2%	4,012,993	2%
Local Travel & Subsistence	1,332,384	1%	1,540,275	1%	1,318,841	1%	1,514,028	1%	1,559,239	1%	1,605,896	1%
Communication	1,525,102	1%	1,643,438	1%	1,532,835	1%	1,587,844	1%	1,635,479	1%	1,684,544	1%
Professional and Consultancy Services	2,120,305	1%	2,235,065	1%	2,080,711	1%	2,749,868	1%	2,832,161	1%	2,917,425	1%
Subventions	6,439,827	3%	6,521,760	3%	6,189,575	3%	7,316,260	3%	8,005,598	4%	8,170,016	3%
Other Expenses	14,355,017	6%	16,093,684	8%	9,824,011	5%	16,658,366	8%	16,987,480	8%	17,347,284	7%
Other Recurrent Expenditure	89,287,067	37%	96,268,512	45%	89,927,443	43%	103,243,790	47%	99,625,244	45%	102,353,040	44%
Recurrent Expenditure	146,579,205	61%	165,854,601	78%	154,575,082	74%	173,903,313	79%	170,456,310	76%	175,308,677	75%
Criminal Recovery Action Expenses	5,968,003	2%	5,000,000	2%	4,638,090	2%	4,421,000	2%	3,000,000	1%	2,000,000	1%
Civil Recovery Action Expenses	7,330,845	3%	4,600,000	2%	6,072,794	3%	2,200,000	1%	1,100,000	0%	1,100,000	0%
Interest Payments	7,505,579	3%	7,534,000	4%	7,424,103	4%	7,100,000	3%	6,740,000	3%	5,163,645	2%
Other expenses	1,408,217	1%	-	0%	-	0%	-	0%	-	0%	-	0%
Non-Recurrent Expenditure	22,212,644	9%	17,134,000	8%	18,134,987	9%	13,721,000	6%	10,840,000	5%	8,263,645	4%
Capital Contribution	15,162,266	6%	16,776,757	8%	9,712,115	5%	12,829,095	6%	11,010,100	5%	10,536,443	4%
TOTAL EXPENDITURE AND PAYMENTS	183,954,115	77%	199,765,354	93%	182,422,184	88%	200,453,408	91%	192,306,410	86%	194,108,765	83%
OPERATING SURPLUS/(DEFICIT)	56,283,292	23%	14,223,912	7%	25,626,377	12%	18,840,437	9%	31,498,609	14%	40,587,929	17%
New Borrowing	-	0%	-	0%	-	0%	-	0%	85,000,000	38%	-	0%
Bond Repurchase Inflow	1,842,341	1%	3,897,936	2%	4,219,986	2%	768,929	0%	1,185,415	1%	352,083	0%
TCInvest Principal Inflows	-	0%	1,500,000	1%	1,500,000	1%	1,250,000	1%	1,000,000	0%	750,000	0%
Transfer from the Sinking Fund	-	-	-	-	-	-	-	-	94,000,000	-	-	-
Debt Repayment	(12,359,888)	-5%	(9,178,000)	-4%	(9,403,026)	-5%	(6,763,304)	-3%	(183,507,130)	-82%	(16,649,987)	-7%
Financing	(10,517,547)	-4%	(3,780,064)	-2%	(3,683,041)	-2%	(4,744,376)	-2%	(2,321,715)	-1%	(15,547,904)	-7%
Net Cash Flow before Transfers	45,765,745	19%	10,443,847	5%	21,943,336	11%	14,096,062	6%	29,176,894	13%	25,040,025	11%
Transfer to Sinking Fund	41,009,348	17%	11,757,000	5%	17,170,917	8%	13,443,000	6%	22,376,735	10%	15,000,000	6%
Transfer to National Forfeiture Fund	2,000,000	1%	-	0%	-	0%	-	0%	-	0%	-	0%
Net Cash Flow	2,756,397	1%	(1,313,153)	-1%	4,772,419	2%	653,062	0%	6,800,159	3%	10,040,025	4%

GOVERNMENT OF THE TURKS AND CAICOS ISLANDS

Revenue By Economic Classification

For Financial Year 2014-15

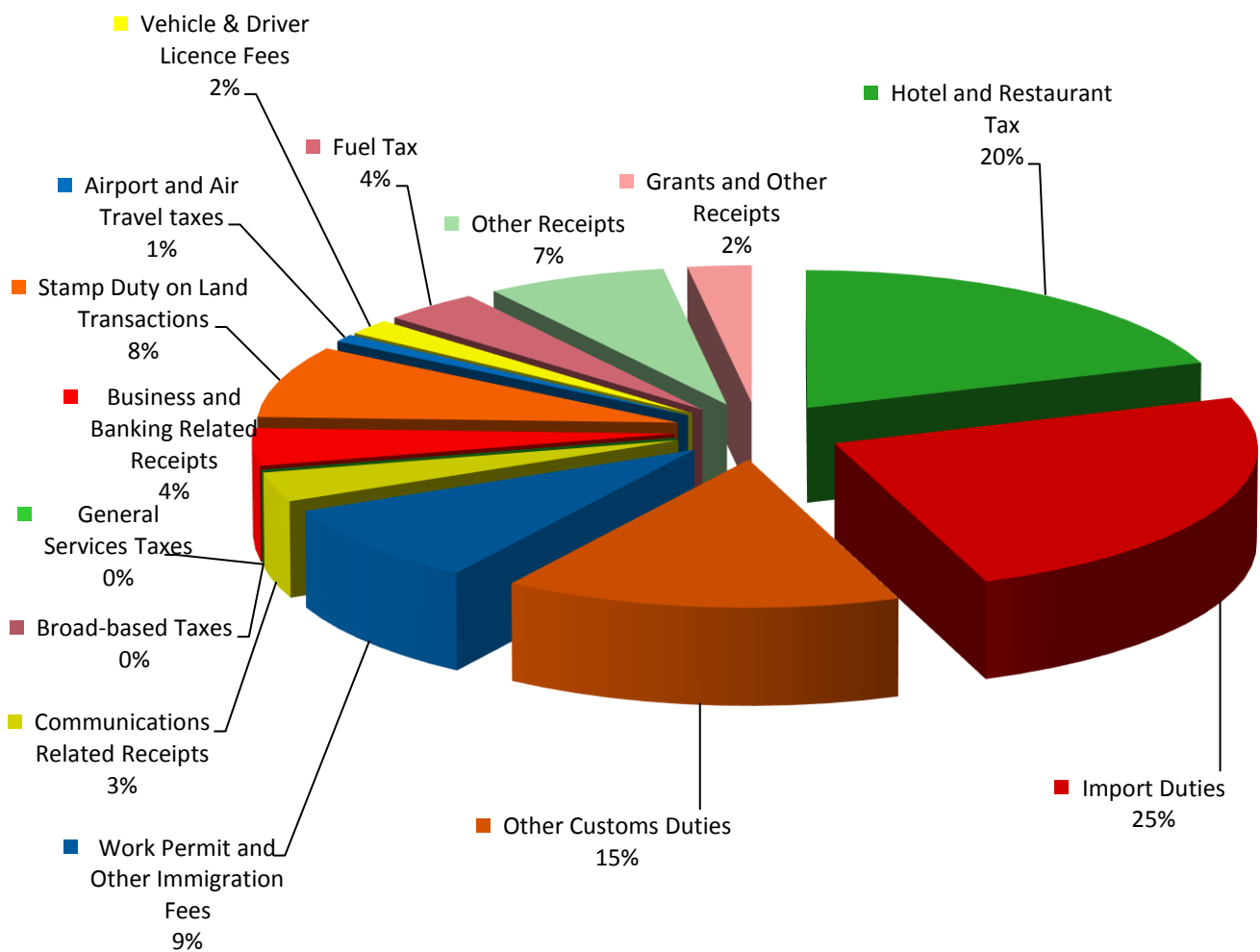


Chart 3 - Total Revenue by Economic Classification

GOVERNMENT OF THE TURKS AND CAICOS ISLANDS

Expenditure By Economic Classification

For Financial Year 2014-15

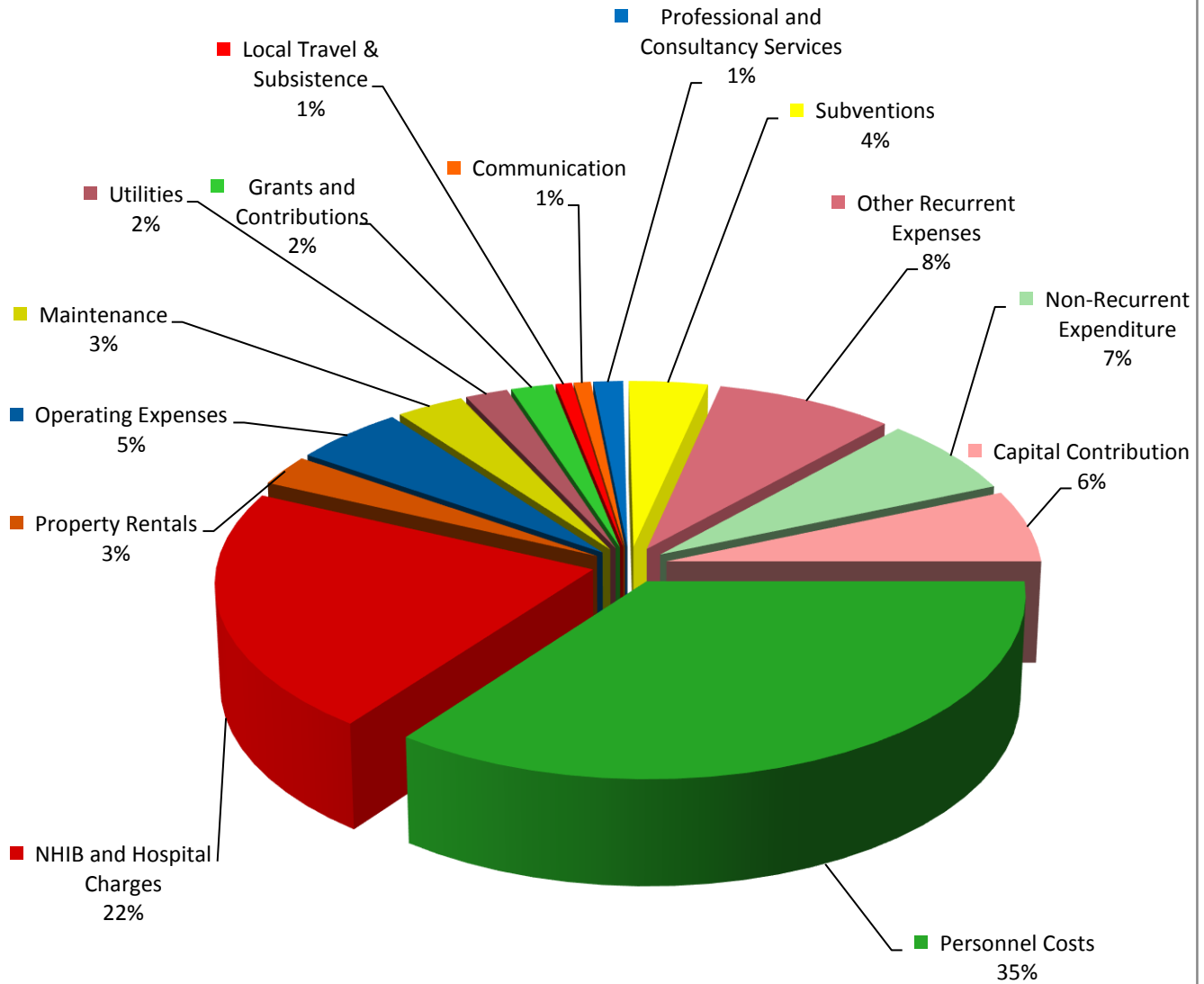


Chart 4 - Total Expenditure by Economic Classification

GOVERNMENT OF THE TURKS AND CAICOS ISLANDS

Estimates of Consolidated Fund Receipts and Payments for April 2014 to March 2017

Summary by Standard Object Code

SOC Account	SOC - Account Description	2012/2013	2013/2014			2014/2015	2015/2016	2016/2017
		Actual	Original Estimate	Revised Estimate	Unaudited Actual	Estimate	Estimate	Estimate
110	Taxes on Transactions	44,699,562	48,941,964	48,941,964	49,531,203	56,200,798	60,177,155	63,213,250
120	Taxes on Domestic Goods and Transactions	14,873,660	16,102,576	16,102,576	23,043,437	19,027,369	18,905,812	19,580,626
130	Licenses	10,195,984	11,460,218	11,460,218	9,094,049	11,805,517	12,022,153	12,411,503
140	Broad-based Taxes	-	-	-	-	-	-	-
150	Duties	76,152,088	84,246,917	84,246,917	87,261,874	92,686,926	95,868,869	99,224,280
160	Fees, Fines and Permits	18,191,011	19,905,286	19,905,286	22,864,765	23,947,781	22,285,836	23,185,176
161	Fees, Fines and Permits	1,013,739	1,424,450	1,424,450	1,428,884	1,074,550	1,112,159	1,151,085
170	Interest, Rent and Dividends	2,179,640	2,630,931	2,630,931	2,089,159	1,956,594	1,862,904	1,497,446
180	Other Revenues	41,391,251	24,187,355	24,187,356	6,648,458	11,403,710	10,474,628	9,453,329
181	Refunds	(223,554)	(171,500)	(171,500)	(349,447)	(120,000)	(120,000)	(120,000)
198	Prior Year Adjustment	-	-	-	-	-	-	-
199	Capital Receipts	31,764,025	5,261,069	5,261,069	6,436,178	1,310,600	1,215,502	5,100,000
	TOTAL REVENUE & RECEIPTS	240,237,408	213,989,266	213,989,267	208,048,561	219,293,845	223,805,018	234,696,694
310	Personal Emoluments	39,220,799	49,885,396	46,050,915	46,416,841	50,259,250	50,230,723	51,728,375
311	Wages	4,655,887	4,677,537	4,710,635	4,850,938	4,860,707	4,860,707	5,006,528
315	Allowances	7,874,121	9,305,022	8,624,481	8,447,684	9,770,566	9,797,566	10,100,403
320	Rewards and Incentives	16,100	17,100	14,500	14,500	18,000	18,540	19,096
321	Pension and Gratuities	5,525,231	5,701,039	6,032,753	4,917,677	5,751,000	5,923,530	6,101,236
323	Local Travel and Subsistence	1,332,384	1,540,275	1,374,102	1,318,841	1,514,028	1,559,239	1,605,896
324	International Travel and Subsistence	388,674	1,044,319	857,077	642,494	1,008,166	1,038,186	1,069,241
326	Utilities	3,217,986	3,869,265	3,950,334	3,819,845	3,963,786	4,043,560	4,164,866
328	Communication Expenses	1,525,102	1,643,438	1,604,624	1,532,835	1,587,844	1,635,479	1,684,544
330	Office Expenses	1,052,153	1,573,364	1,399,082	1,248,101	1,711,482	1,762,796	1,815,651
331	Subscriptions	220,519	328,887	325,331	237,722	378,757	390,120	401,823
333	Other Supplies, Materials and Equipment	379,418	474,286	540,885	445,882	435,318	448,378	461,829
335	Operating Expenses	3,008,078	6,645,280	6,858,532	4,612,959	10,398,460	5,889,089	6,032,201
337	Maintenance Expenses	6,399,967	6,547,019	6,516,502	6,276,086	6,342,471	6,532,745	6,728,727
338	Protective Clothing, Chemicals	378,725	368,456	347,656	297,872	367,111	378,124	389,468
340	Rental of Assets	4,980,386	5,326,258	5,711,302	5,624,243	5,400,793	5,560,807	5,725,621
342	Recurrent Programmes and Projects	646,854	1,056,573	1,132,580	1,010,999	1,474,913	1,519,160	1,564,735
343	Professional and Consultancy Services	2,120,305	2,235,065	2,596,094	2,080,711	2,749,868	2,832,161	2,917,425
344	Computer Licence, Software and Maintenance	742,297	1,008,061	1,021,673	872,397	1,047,245	1,078,662	1,111,022
345	Insurance	510,104	737,289	590,244	479,519	856,900	879,157	905,832
347	Hosting and Entertainment	106,629	343,922	316,343	221,294	433,303	425,621	438,389
350	Training	196,989	481,038	409,764	282,338	569,441	565,924	582,902
353	Drugs, Medical and Laboratory Supplies	106,883	170,988	170,988	150,848	191,659	197,409	203,331
355	Advertising and Promotions	119,357	387,760	366,560	222,200	272,538	280,714	289,136
357	Grants and Contributions	3,406,190	3,608,408	3,695,132	3,493,905	3,910,131	3,896,110	4,012,993
358	Subventions	6,439,827	6,521,760	6,517,260	6,189,575	7,316,260	8,005,598	8,170,016
360	Social Welfare	1,139,494	1,342,043	1,407,174	1,230,989	1,497,150	1,542,065	1,588,326
361	Transfer to NHIB and Treatment Abroad	18,206,818	18,270,000	20,718,000	20,625,279	19,688,323	18,218,973	18,765,542
362	Medical Treatment Local	10,322	10,320	10,320	1,549	10,320	10,630	10,948
375	Claims against Government	-	305,000	1,305,000	785,621	155,148	5,302	5,462
380	Other Sundry expenses	16,629,416	11,061,374	12,922,404	12,361,709	8,164,915	5,690,232	4,737,939
383	Contingency	66,235	5,000,000	-	-	4,705,000	4,875,000	4,871,250
384	Provision for Investment in Milestones	6,469,193	-	-	-	-	-	-
390	Debt Servicing - Interest (TCInvest)	231,840	259,000	419,000	317,796	-	-	-
391	Debt Servicing - Interest	7,273,739	7,275,000	7,275,000	7,106,307	7,100,000	6,740,000	5,163,645
392	Hospital Provisional Charges	24,295,007	23,968,060	24,720,060	24,529,153	23,713,460	24,464,004	25,197,924
393	Capital Contribution	15,162,266	16,776,757	10,766,845	9,712,115	12,829,095	11,010,100	10,536,443
398	Prior Year Adjustment	(1,180)	-	-	43,362	-	-	-
	TOTAL EXPENDITURE AND PAYMENTS	183,954,115	199,765,358	191,279,152	182,422,184	200,453,408	192,306,410	194,108,765
	NET SURPLUS/(DEFICIT)	56,283,292	14,223,908	22,710,115	25,626,377	18,840,437	31,498,609	40,587,929

GOVERNMENT OF THE TURKS AND CAICOS ISLANDS
Total Revenue and Expenditure Comparison
For Financial Year 2014-15

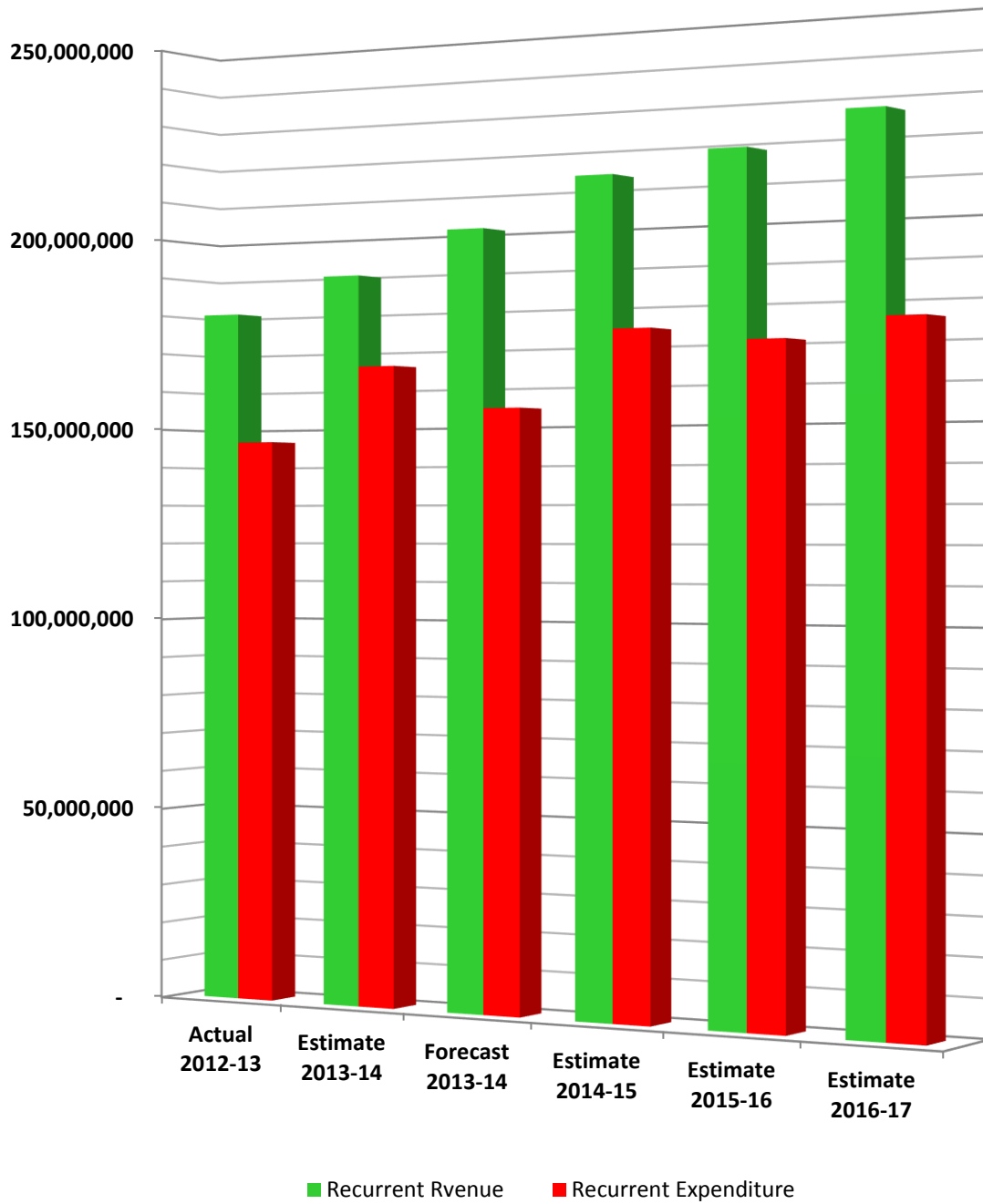


Chart 5 - Revenue and Expenditure Comparison

GOVERNMENT OF THE TURKS AND CAICOS ISLANDS
Estimates of Consolidated Fund Receipts for April 2014 to March 2017
Summary by Ministry and Department

	All Ministries and Departments	2012/2013	2013/2014			2014/2015	2015/2016	2016/2017
		Actual	Original Estimate	Revised Estimate	Unaudited Actual	Estimate	Estimate	Estimate
117	National Audit Office	-	25,000	25,000	-	25,000	25,875	26,781
01	Governor's Office	-	25,000	25,000	-	25,000	25,875	26,781
009	Police	102,600	8,103,000	8,103,000	95,400	103,000	106,605	110,336
03	Police	102,600	8,103,000	8,103,000	95,400	103,000	106,605	110,336
012	Attorney General's Chambers	36,601,465	5,010,000	5,010,000	1,264,778	1,510,000	10,350	10,712
104	Crown Land Unit	1,120,091	1,140,019	1,140,019	597,366	651,815	674,629	698,241
054	Survey and Mapping Department	30,707	35,682	35,682	45,204	35,682	36,931	38,223
066	Land Registry	14,615,624	15,817,914	15,817,914	22,314,543	18,335,500	18,177,243	18,813,446
04	Attorney General's Chambers	52,367,888	22,003,615	22,003,615	24,221,890	20,532,997	18,899,152	19,560,622
013	Judiciary	718,801	720,000	720,000	1,004,085	729,400	754,929	781,352
05	Judiciary	718,801	720,000	720,000	1,004,085	729,400	754,929	781,352
024	Gaming Department	2,897,761	3,003,957	3,003,957	2,682,765	3,003,957	3,109,095	3,217,914
123	Department of Culture	-	4,600	4,600	-	4,600	4,761	4,928
07	Premier's Office, Culture and Tourism	2,897,761	3,008,557	3,008,557	2,682,765	3,008,557	3,113,856	3,222,841
096	Ministry of Border Control and Labour	-	-	-	-	-	-	-
061	Immigration Department	1,529,005	1,560,000	1,560,000	1,446,520	1,560,030	1,614,631	1,671,143
062	Labour Department	11,908,129	12,634,000	12,634,000	15,113,899	15,000,000	15,525,000	16,068,375
073	Registrar General's Office	1,939,234	1,994,055	1,994,055	2,316,457	2,789,920	2,887,567	2,988,632
087	Labour Tribunal	-	25,000	25,000	-	25,000	25,875	26,781
16	Border Control and Labour	15,376,368	16,213,055	16,213,055	18,876,875	19,374,950	20,053,073	20,754,931
051	Road Safety	3,516,586	4,145,000	4,145,000	3,526,170	3,880,200	4,016,007	4,156,567
055	Planning Department	543,075	540,000	540,000	655,579	530,000	548,550	567,749
060	Prison Services	-	-	-	5,145	-	-	-
086	Agriculture Department	22,494	55,700	55,700	35,846	55,335	57,272	59,276
100	DECR & Maritime Department	599,633	700,883	700,883	802,958	795,200	823,032	851,838
51	Environment & Home Affairs	4,681,787	5,441,583	5,441,583	5,025,698	5,260,735	5,444,861	5,635,431
110	Government Support Services	282,622	280,000	280,000	91,174	280,000	280,000	289,800
043	Engineer & Maintenance Services	2,741	3,000	3,000	721	-	-	-
044	Water Undertaking	611,858	900,000	900,000	698,527	1,000,100	1,035,104	1,071,332
047	TCI Publishing	115,807	115,807	115,807	111,568	75,000	77,625	80,342
048	Postal Services	223,170	275,000	275,000	177,091	215,000	222,525	230,313
077	Water and Sewage Board	200	87,800	87,800	12,500	81,500	84,353	87,305
115	Radio Turks and Caicos	-	100,000	100,000	66,556	100,000	103,500	107,123
52	Government Support Services	1,236,398	1,761,607	1,761,607	1,158,137	1,751,600	1,803,106	1,866,215
019	Customs Department	77,562,250	85,785,413	85,785,413	88,830,708	94,213,737	97,453,318	100,868,414
020	Financial Services Commission	1,734,698	2,500,000	2,500,000	2,384,966	2,678,258	981,639	1,015,996
021	Treasury Department	792,612	1,148,984	1,148,984	1,369,318	996,300	876,000	476,000
025	Revenue Control Unit	47,946,132	60,189,661	60,189,662	53,291,677	65,559,329	68,162,992	70,296,671
049	TCI Airports Authority	1,500,000	-	-	-	1,900,000	3,000,000	3,000,000
078	Port Administration	1,013,739	1,074,450	1,074,450	1,428,884	1,074,450	1,112,056	1,150,978
54	Finance, Trade and Investment	130,549,431	150,698,508	150,698,509	147,305,554	166,422,074	171,586,004	176,808,059
029	Dental Department	21,384	24,338	24,338	34,166	38,000	39,330	40,707
030	Primary Health Care Unit	82,806	148,053	148,053	311,501	140,141	145,046	150,123
057	Environmental Health Department	6,641	10,000	10,000	5,180	5,740	5,941	6,149
55	Health and Human Services	110,831	182,391	182,391	350,847	183,881	190,317	196,978

GOVERNMENT OF THE TURKS AND CAICOS ISLANDS
Estimates of Consolidated Fund Receipts for April 2014 to March 2017
Summary by Ministry and Department

	All Ministries and Departments	2012/2013	2013/2014			2014/2015	2015/2016	2016/2017
		Actual	Original Estimate	Revised Estimate	Unaudited Actual	Estimate	Estimate	Estimate
033	Education	12,043	-	-	42,086	-	-	-
034	Education Department - Zone 1	198,142	194,831	194,831	178,777	194,831	201,650	208,708
035	Tertiary and Further Education	221,332	250,000	250,000	499,187	250,000	258,750	267,806
122	Sports	-	117,550	117,550	150,206	137,000	141,795	146,758
124	Library Department	-	8,500	8,500	20,873	9,220	9,543	9,877
57	Education, Youth, Sport & Library Services	431,517	570,881	570,881	891,130	591,051	611,738	633,149
Total Revenue		208,473,383	208,728,197	208,728,198	201,612,383	217,983,245	222,589,516	229,596,694
	Capital Grants	13,102,715	1,445,988	1,445,988	50,775	210,600	115,502	4,000,000
	Land Sales	11,161,356	3,000,000	3,000,000	1,821,744	1,100,000	1,100,000	1,100,000
	Sale of Shares	7,499,954.00	-	-	-	-	-	-
	NFF Transfer	-	815,081	815,081	4,563,659	-	-	-
Capital Receipts		31,764,025	5,261,069	5,261,069	6,436,178	1,310,600	1,215,502	5,100,000
TOTAL RECEIPTS		240,237,408	213,989,266	213,989,267	208,048,561	219,293,845	223,805,018	234,696,694

GOVERNMENT OF THE TURKS AND CAICOS ISLANDS
Estimates of Consolidated Fund Receipts for April 2014 to March 2017
Summary by Ministry and Economic Classification

Codes	Particulars	2012/2013	2013/2014			2014/2015	2015/2016	2016/2017
		Actual	Original Estimate	Revised Estimate	Unaudited Actual	Estimate	Estimate	Estimate
01	Office of the Governor							
16007	Audit Fees	-	25,000	25,000	-	25,000	25,875	26,781
	Total Office of the Governor	-	25,000	25,000	-	25,000	25,875	26,781
03	Police							
13011	Gun Licences	102,600	103,000	103,000	95,400	103,000	106,605	110,336
18015	Police Escort	-	-	-	-	-	-	-
	Total Police	102,600	103,000	103,000	95,400	103,000	106,605	110,336
04	Attorney General's Chambers							
12002	Stamp Duty on Land Transactions	13,927,486	15,124,400	15,124,400	21,944,493	18,000,000	17,830,000	18,454,050
16004	Application Fees	51,815	51,815	51,815	18,880	51,815	53,629	55,506
16029	Registration Fees	501,363	520,100	520,100	188,113	262,000	271,170	280,661
16032	Survey Fees	8,457	12,000	12,000	24,440	12,000	12,420	12,855
16040	Time Sharing Fees	3,200	3,200	3,200	50	-	-	-
16041	Fees for Official Searches and Insp.	183,574	170,214	170,214	181,887	73,500	76,073	78,735
17003	Crown Land Rents	1,068,276	1,088,204	1,088,204	578,485	600,000	621,000	642,735
18024	Sale of Law Books	48,853	10,000	10,000	6,494	10,000	10,350	10,712
18009	Map Sales	22,250	23,182	23,182	20,494	23,182	23,993	24,833
18099	Other Receipts	8,372,084	500	500	284	500	518	536
	Total Attorney General's Chambers	24,187,359	17,003,615	17,003,615	22,963,620	19,032,997	18,899,152	19,560,622
05	Judiciary							
13015	Liquor Licences	167,783	170,000	170,000	149,869	169,000	174,915	181,037
16010	Court and Office Fees	241,759	240,000	240,000	365,842	250,200	258,957	268,020
16014	Fines and Forfeitures	309,259	310,000	310,000	488,375	310,200	321,057	332,294
	Total Judiciary	718,801	720,000	720,000	1,004,085	729,400	754,929	781,352
07	Premier, Culture and Ministry of Tourism							
11008	Gaming Machine Tax	2,243,041	2,283,040	2,283,040	1,820,854	2,283,040	2,362,946	2,445,650
11009	Casino Winning Tax	213,182	215,000	215,000	178,278	215,000	222,525	230,313
11012	Lottery Tax	228,438	228,500	228,500	196,183	228,500	236,498	244,775
13008	Casino Licence	100,200	147,667	147,667	175,300	147,667	152,835	158,185
13010	Casino Permits	1,100	1,250	1,250	4,550	1,250	1,294	1,339
13019	Gaming Location Licence	111,500	128,500	128,500	289,500	128,500	132,998	137,652
13020	Casino Certificates	300	-	-	18,100	-	-	-
18099	Other Receipts	-	4,600	4,600	-	4,600	4,761	4,928
	Total Premier and Ministry of Tourism	2,897,761	3,008,557	3,008,557	2,682,765	3,008,557	3,113,856	3,222,841
16	Ministry of Border Control and Labour							
12001	Stamp Duty Miscellaneous	185,155	185,155	185,155	186,312	195,000	201,825	208,889
16016	ID Card Fees	1,800	-	-	1,150	-	-	-
16018	Labour Clearance Fees	569,405	575,000	575,000	663,944	550,000	569,250	589,174
16024	Naturalisation Fees	444,869	445,000	445,000	275,080	230,400	238,464	246,810
16034	Work Permit Repatriation Program	425,730	420,000	420,000	1,130,285	500,000	517,500	535,613
16035	Work Permit and Residency Fees	10,912,994	11,639,000	11,639,000	13,319,670	13,950,000	14,438,250	14,943,589
16066	Temporary Work Permits	790,095	800,000	800,000	629,500	800,010	828,010	856,991
16072	TCI Status	20,600	21,000	21,000	65,850	1,000,000	1,035,000	1,071,225
16073	Permanent Residency Fees	851,520	841,000	841,000	1,538,245	900,000	931,500	964,103
18008	Legal Fees Recovered	241,524	241,000	241,000	238,530	253,050	261,907	271,073
18012	Overtime Cost Recovered	542,885	560,000	560,000	559,065	560,010	579,610	599,897
18029	Travel Documents (Passports)	292,545	311,000	311,000	228,820	210,000	217,350	224,957
18030	Visas	194,225	200,000	200,000	256,805	200,010	207,010	214,256
18099	Other Receipts	1,550	26,400	26,400	2,220	26,470	27,396	28,355
18101	Immigration Refunds	(98,529)	(51,500)	(51,500)	(218,600)	0	0	0
	Total Border Control and Labour	15,376,368	16,213,055	16,213,055	18,876,875	19,374,950	20,053,073	20,754,931
51	Ministry of Environment & Home Affairs							
13009	Fishing Licence	235,466	254,275	254,275	264,165	260,000	269,100	278,519
13017	Sand and Quarry Licences	9,747	12,996	12,996	11,120	12,000	12,420	12,855
13021	Vehicle Licences	2,992,326	3,330,000	3,330,000	2,873,833	3,330,000	3,446,550	3,567,179
13022	Drivers Licences	523,762	765,000	765,000	651,836	550,200	569,457	589,388
13026	Animal Licence	1,535	8,000	8,000	2,077	8,400	8,694	8,998
16023	National Parks Fees	241,234	245,936	245,936	295,886	250,000	258,750	267,806
16026	PDA Application Fees	543,075	540,000	540,000	655,579	530,000	548,550	567,749
16036	Filing Permits	-	3,000	3,000	-	-	-	-
16037	Sand Royalty	41,423	50,000	50,000	138,501	168,000	173,880	179,966
16044	Scientific Research Permits	1,500	-	-	3,000	6,000	6,210	6,427
16045	National Parks Fines	-	50,000	50,000	-	-	-	-
16058	Animal Importation Permit	18,370	31,000	31,000	27,445	21,000	21,735	22,496
16063	Road Safety Fines	-	50,000	50,000	141	-	-	-
18021	Sale of Confiscated Goods	480	5,500	5,500	-	13,200	13,662	14,140
18027	Ship Registration and Tonnage	67,729	76,176	76,176	76,637	80,000	82,800	85,698
18028	Taxi Meters	498	-	-	360	-	-	-
18039	Agricultural Sales	2,030	9,000	9,000	-	17,850	18,475	19,121
18046	Clinical and Surgical Services	-	6,000	6,000	-	6,300	6,521	6,749
18047	Farm Sales	559	0	0	8,226	0	0	0
18099	Other Receipts	2,055	4,700	4,700	16,893	7,785	8,057	8,339
	Total Environment & Home Affairs	4,681,788	5,441,583	5,441,583	5,025,698	5,260,735	5,444,861	5,635,431

GOVERNMENT OF THE TURKS AND CAICOS ISLANDS
Estimates of Consolidated Fund Receipts for April 2014 to March 2017
Summary by Ministry and Economic Classification

Codes	Particulars	2012/2013	2013/2014			2014/2015	2015/2016	2016/2017
		Actual	Original Estimate	Revised Estimate	Unaudited Actual	Estimate	Estimate	Estimate
52	Ministry of Government Support Services							
16031	Salt Cay Boat Fees	27,949	30,000	30,000	30,448	30,000	30,000	31,050
16038	Tender Document Fees	2,741	3,000	3,000	721	-	-	-
17004	Mail Box Rentals	62,798	90,000	90,000	33,520	60,000	62,100	64,274
17005	Rent of Government Property	208,079	200,000	200,000	51,752	200,000	200,000	207,000
18017	Printing for Third Parties	115,807	115,807	115,807	111,568	75,000	77,625	80,342
18025	Sale of Stamps	122,547	125,000	125,000	110,535	125,000	129,375	133,903
18026	Sale of Water	611,858	900,000	900,000	694,674	1,000,000	1,035,000	1,071,225
18035	Other Postal Services	37,825	60,000	60,000	33,036	30,000	31,050	32,137
13027	Petroleum Licences	-	81,500	81,500	-	81,500	84,353	87,305
18040	Water Related Operations	200	3,000	3,000	300	-	-	-
18099	Other Receipts	46,594	50,000	50,000	12,827	50,100	50,104	51,857
18042	Water and Sewage Related Operations	-	3,300	3,300	12,200	-	-	-
18052	Radio Commercials	-	100,000	100,000	66,556	100,000	103,500	107,123
	Total Government Support Services	1,236,398	1,761,607	1,761,607	1,158,137	1,751,600	1,803,106	1,866,215
54	Ministry of Finance, Trade and Investment							
11001	Hotel and Restaurant Tax	34,025,085	37,869,450	37,869,450	40,948,130	43,125,183	45,071,442	47,325,014
11005	Communications Tax	2,428,541	3,305,980	3,305,980	1,860,521	3,834,008	3,968,198	4,107,085
11013	Seaport Departure Tax	1,320,778	1,350,776	1,350,776	1,685,761	1,685,000	2,238,975	2,630,014
11015	Airports Authority Excess Revenue	1,500,000	-	-	-	1,900,000	3,000,000	3,000,000
11018	Domestic Financial Services Tax	1,980,103	1,996,676	1,996,676	2,031,765	2,097,276	2,202,140	2,312,247
11019	Insurance Premiums Tax	760,394	792,542	792,542	809,711	832,791	874,431	918,153
11020	General Services Tax	-	900,000	900,000	-	-	-	-
12004	Stamp Duty - Vehicle Hire	761,019	793,021	793,021	912,632	832,369	873,987	917,687
13005	Business Licence Application	231,766	250,030	250,030	261,260	724,000	798,200	798,210
13006	Business Licence Renewal	2,545,367	2,958,000	2,958,000	1,879,100	2,890,000	2,902,733	3,080,500
13007	Telecommunications Licences	3,172,532	3,250,000	3,250,000	2,417,939	3,400,000	3,400,000	3,400,000
14001	Broad-based Tax	-	-	-	-	-	-	-
15001	Aviation Fuel Royalty	357,394	399,189	399,189	470,268	393,644	407,422	421,682
15002	Duty Free Shops Royalties	1,323,937	1,345,478	1,345,478	1,443,851	1,919,076	1,986,244	2,055,762
15003	Export Duty	4,675	5,000	5,000	181	-	-	-
15004	Import Duty	48,581,744	50,735,000	50,735,000	52,699,085	53,659,033	55,537,099	57,480,898
15005	Fuel Tax	6,917,250	7,254,245	7,254,245	7,681,224	8,321,135	8,550,275	8,849,535
15006	Customs Processing Fee	18,967,088	19,823,514	19,823,514	22,572,546	26,619,038	27,550,704	28,514,979
15007	Freight and Insurance Tax	-	4,684,491	4,684,491	2,394,719	1,775,000	1,837,125	1,901,424
16008	Berthing Fees	105	-	-	6	-	-	-
16027	Penalties	88,159	88,203	88,203	35,374	57,666	59,684	61,803
16039	Hotel Inspection Fees	13,255	13,910	13,910	12,680	14,614	15,344	16,111
16047	Administration of Business Licence	10,340	10,340	10,340	4,730	4,800	5,040	5,292
16049	Customs Service Charge	2,495	-	-	-	-	-	-
16056	Financial Services Commission Net Revenue	1,734,698	2,500,000	2,500,000	2,384,966	2,678,258	981,639	1,015,996
16062	Telecommunication Net Revenue	0	0	0	0	1,050,000	377,750	509,971
16100	Port Authority Excess Revenue	1,013,739	1,074,450	1,074,450	1,428,884	1,074,450	1,112,056	1,150,978
16101	Sand Mining	-	350,000	350,000	-	100	104	107
17001	Interest Income	527,029	898,400	898,400	835,677	750,000	550,000	350,000
17007	Warehouse Rents	47,875	47,843	47,843	32,699	40,694	42,118	43,592
17009	Bond Interest	265,583	250,584	250,584	533,641	246,300	326,000	126,000
18001	Cargo Dues	24	-	-	-	-	-	-
18002	Circulatory Coins	932	1,000	1,000	1,061	1,071	1,125	1,181
18003	Commemorative Coins	846	1,000	1,000	1,380	1,205	1,265	1,329
18004	Dishonoured Revenue Cheques	-	-	-	6,409	-	-	-
18059	Dormant Accounts Receipts	-	-	-	-	1,000,000	400,000	200,000
18003								
18009	Map Sales	1,306	-	-	13,993	-	-	-
18012	Overtime Cost Recovered	1,329,496	1,500,000	1,500,000	1,626,639	1,530,861	1,584,441	1,639,896
18021	Sale of Confiscated Goods	69,528	22,250	22,250	4,848	17,486	18,098	18,731
18099	Other Receipts	691,373	66,201	66,201	436,461	67,016	70,366	73,882
18102	Customs Refunds	125,025	120,000	120,000	130,847	120,000	120,000	120,000
	Total Finance, Trade and Investment	130,549,431	144,417,573	144,417,573	147,297,295	162,422,074	166,586,004	172,808,059
55	Ministry of Health and Human Services							
16011	Dental Fees	21,384	24,338	24,338	34,166	38,000	39,330	40,707
16020	Medical Fees and Charges	83,667	68,053	68,053	74,110	63,541	65,765	68,067
16055	Migrant Health Processing Fee	-	80,000	80,000	237,391	76,600	79,281	82,056
16058	Animal Importation Permit	-	-	-	-	-	-	-
18005	Garbage Collection	5,780	10,000	10,000	5,180	5,740	5,941	6,149
	Total Health and Human Services	110,831	182,391	182,391	350,847	183,881	190,317	196,978
57	Ministry of Education, Youth, Sports and Library Services							
16012	Examination Fees	44,177	44,177	44,177	38,122	44,177	45,723	47,324
16043	School Fees	-	-	-	190	-	-	-
17005	Rental of government property	-	55,900	55,900	23,385	59,600	61,686	63,845
18020	Sale of Books	133,379	150,654	150,654	58,763	150,654	155,927	161,384
18033	Sale of Text Books	20,406	-	-	81,390	-	-	-
18034	Sale of Past Papers	181	-	-	312	-	-	-
18037	Contributions to Special Scholarships	221,332	250,000	250,000	499,187	250,000	258,750	267,806
18038	Contributions to Education	-	-	-	36,750	-	-	-
18099	Other Receipts	12,043	70,150	70,150	153,030	86,620	89,652	92,790
	Total Education, Youth, Sports and Culture	431,517	570,881	570,881	891,130	591,051	611,738	633,149
	TOTAL ALL MINISTRIES/DEPARTMENTS	180,292,854	189,447,262	189,447,262	200,345,854	212,483,245	217,589,516	225,596,694

GOVERNMENT OF THE TURKS AND CAICOS ISLANDS
Estimates of Consolidated Fund Receipts for April 2014 to March 2017
Summary by Ministry and Economic Classification

Codes	Particulars	2012/2013	2013/2014			2014/2015	2015/2016	2016/2017
		Actual	Original Estimate	Revised Estimate	Unaudited Actual	Estimate	Estimate	Estimate
	RECURRENT REVENUE SUMMARY							
	Hotel and Restaurant Tax	34,025,085	37,869,450	37,869,450	40,948,130	43,125,183	45,071,442	47,325,014
	Import Duties	48,581,744	50,735,000	50,735,000	52,699,085	53,659,033	55,537,099	57,480,898
	Other Customs Duties	21,982,590	27,757,672	27,757,672	28,508,204	32,237,619	33,365,936	34,533,744
	Work Permit and Other Immigration Fees	15,376,368	16,213,055	16,213,055	18,876,875	19,374,950	20,053,073	20,754,931
	Communications Related Receipts	5,601,073	6,555,980	6,555,980	4,278,461	7,234,008	7,368,198	7,507,085
	Business and Banking Related Receipts	7,252,328	8,497,248	8,497,248	7,366,802	9,222,325	7,721,143	8,125,106
	Stamp Duty on Land Transactions	13,927,486	15,124,400	15,124,400	21,944,493	18,000,000	17,830,000	18,454,050
	Airport and Air Travel taxes	1,500,000	-	-	-	1,900,000	3,000,000	3,000,000
	Vehicle & Driver Licence Fees	3,516,088	4,095,000	4,095,000	3,525,669	3,880,200	4,016,007	4,156,567
	Fuel Tax	6,917,250	7,254,245	7,254,245	7,681,224	8,321,135	8,550,275	8,849,535
	General Services Tax	-	900,000	900,000	-	-	-	-
	Broad-based Tax	-	-	-	-	-	-	-
	Other Receipts	21,612,841	14,445,212	14,445,212	14,516,910	15,528,792	15,076,343	15,409,765
	TOTAL RECURRENT REVENUE	180,292,854	189,447,262	189,447,262	200,345,854	212,483,245	217,589,516	225,596,694
	OTHER REVENUE							
	Criminal Recovery Actions	-	8,000,000	8,000,000	-	-	-	-
	Civil Recovery Actions	28,180,528	5,000,000	5,000,000	1,258,270	1,500,000	-	-
	Grants	-	4,000,000	4,000,000	8,259	4,000,000	5,000,000	4,000,000
	NFF Contribution	-	2,096,017	2,096,017	4,563,659	-	-	-
	NIB Revenue	-	1,000,000	1,000,000	-	-	-	-
	TOTAL OTHER REVENUE	28,180,528	20,096,017	20,096,017	5,830,188	5,500,000	5,000,000	4,000,000
	CAPITAL RECEIPTS							
	Capital Grants	13,102,715	1,445,988	1,445,988	50,775	210,600	115,502	4,000,000
	Sale of Shares	7,499,954	-	-	-	-	-	-
	Land Sales	11,161,356	3,000,000	3,000,000	1,821,744	1,100,000	1,100,000	1,100,000
	TOTAL CAPITAL RECEIPTS	31,764,025	4,445,988	4,445,988	1,872,519	1,310,600	1,215,502	5,100,000
	TOTAL REVENUE AND CAPITAL RECEIPTS	240,237,408	213,989,266	213,989,267	208,048,561	219,293,845	223,805,018	234,696,694

GOVERNMENT OF THE TURKS AND CAICOS ISLANDS
Estimates of Consolidated Fund Expenditure for April 2014 - March 2017
Summary By Ministry and Department

All Ministries and Departments		2012/2013	2013/2014			2014/2015	2015/2016	2016/2017
		Actual	Original Estimate	Revised Estimate	Unaudited Actual	Estimate	Estimate	Estimate
001	Governor's Office	774,841	745,849	656,947	603,807	689,112	698,265	719,213
085	Electoral Office	165,488	159,333	130,492	120,856	148,608	149,478	153,962
098	Integrity Commission	513,980	1,165,377	1,165,377	1,165,376	1,165,377	1,200,338	1,236,348
126	Human Rights Commission	137,896	279,227	279,227	258,203	296,177	305,062	314,214
128	Complaint Commission	-	100,000	100,000	77,040	99,866	102,862	105,948
117	National Audit Office	-	695,632	695,632	387,201	695,632	716,501	737,996
118	Office of the Chief Internal Auditor	145	495,896	289,085	233,784	493,134	495,345	510,205
01	Governor's Office	1,592,350	3,641,314	3,316,760	2,846,267	3,587,906	3,667,851	3,777,887
009	Police	21,960,934	21,372,503	21,006,561	20,416,559	20,731,168	19,472,313	18,966,482
03	Police	21,960,934	21,372,503	21,006,561	20,416,559	20,731,168	19,472,313	18,966,482
012	Attorney General's Chambers	10,041,246	7,092,054	9,862,870	9,103,887	5,594,217	4,528,359	4,631,210
104	Crown Land Unit	229,111	407,156	375,058	371,319	329,957	332,123	342,087
026	Valuation Office	166,934	284,648	241,801	177,374	318,456	321,801	331,455
054	Survey and Mapping Department	400,242	533,560	519,522	499,817	616,743	621,951	640,609
066	Land Registry	195,180	313,659	313,041	293,527	324,649	325,400	335,162
04	Attorney General's Chambers	11,032,713	8,631,078	11,312,292	10,445,924	7,184,022	6,129,633	6,280,522
013	Judiciary	2,844,091	5,701,193	5,710,818	3,644,338	7,902,852	3,371,784	3,445,377
05	Judiciary	2,844,091	5,701,193	5,710,818	3,644,338	7,902,852	3,371,784	3,445,377
015	Office of the Premier, Culture and Ministry of Tourism	100,000	930,242	843,722	750,441	1,265,245	1,289,288	1,327,967
024	Gaming Department	293,925	369,039	309,119	301,237	369,133	369,782	380,876
123	Culture Department	-	203,988	213,845	159,713	245,563	248,735	256,197
125	Tourist Board	2,025,000	2,025,000	2,025,000	2,025,000	2,525,000	2,525,000	2,525,000
07	Office of the Premier, Culture and Ministry of Tourism	2,418,925	3,528,270	3,391,686	3,236,391	4,404,941	4,432,806	4,490,040
022	Pensions and Gratuities - Statutory Charges	5,564,838	5,701,040	6,032,754	4,928,529	5,751,000	5,923,530	6,101,236
023	Development Fund Contributions	23,799,088	17,026,757	11,016,845	9,962,115	13,204,095	11,392,600	10,930,418
068	Development Servicing	7,505,579	8,034,000	8,011,500	8,053,229	7,267,500	6,758,025	5,182,211
127	Contingency Funding	-	5,000,000	-	-	4,705,000	4,875,000	4,871,250
14	Statutory Charges	36,869,505	35,761,797	25,061,099	22,943,873	30,927,595	28,949,155	27,085,115
096	Ministry of Border Control and Labour	448,534	634,450	562,166	530,234	562,928	569,065	586,137
061	Immigration Department	3,183,996	3,486,732	3,591,958	3,430,058	3,651,987	3,693,708	3,804,519
062	Employment Services Department	625,883	852,701	849,567	822,536	902,592	906,869	934,075
073	Registration & Citizenship	338,040	421,316	527,735	435,364	403,136	406,278	418,466
087	Labour Tribunal	264,483	344,363	305,293	321,479	362,094	366,194	377,180
16	Ministry of Border Control and Labour	4,860,936	5,739,562	5,836,719	5,539,671	5,882,737	5,942,113	6,120,377
109	Ministry of Environment & Home Affairs	419,197	615,706	512,072	495,445	447,822	451,527	465,073
003	District Administration	286,268	307,725	284,468	280,262	313,239	315,861	325,337
051	Road Safety Department	532,224	557,755	550,597	548,462	557,401	560,048	576,850
055	Planning Department	439,851	599,215	615,116	559,366	625,898	627,733	646,565
060	Prison Service	2,110,150	2,345,101	2,027,523	2,195,675	2,372,401	2,391,696	2,463,447
069	Protected Areas Department	87,408	99,800	148,024	106,517	98,745	101,708	104,759
074	Fire Department (Domestic)	652,576	550,102	420,329	413,653	516,520	520,960	536,589
086	Agriculture Department	357,707	581,824	482,885	489,183	646,649	650,507	670,022
100	DECR & Maritime Department	977,695	1,013,255	945,061	925,485	991,502	995,783	1,025,656
101	Social Development & Gender Affairs	1,350,272	1,703,559	1,698,487	1,442,595	1,745,994	1,978,747	2,032,109
51	Ministry of Environment & Home Affairs	7,213,348	8,374,041	7,684,562	7,456,643	8,316,170	8,594,569	8,846,406
110	Government Support Services	1,362,758	851,486	899,339	881,932	737,102	736,442	758,535
008	Disaster Management	357,477	482,068	420,475	406,949	506,655	512,618	527,996
043	Engineer & Maintenance Services	333,157	340,961	320,096	303,416	476,165	479,019	493,389
044	Water Undertaking	1,155,244	1,242,800	1,234,663	1,228,576	1,284,794	1,277,990	1,316,330
045	EMS - Mechanical Services Division	304,525	544,761	533,551	541,564	560,693	574,740	591,982
047	TCIG Publishing Department	125,682	170,643	144,014	133,004	161,359	162,847	167,732
048	Postal Services	382,089	426,660	394,067	382,440	402,455	405,005	417,155
056	Estate Management Division	5,420,113	5,842,481	5,424,345	5,313,891	5,817,752	5,968,629	6,147,688
077	Energy & Utility Department	168,607	158,548	153,438	118,865	155,517	156,822	161,527
081	EMS - Project Management Division	280,071	383,652	332,266	336,835	359,963	360,534	371,350
082	EMS - Maintenance Division	2,809,088	3,392,955	3,281,442	3,238,961	3,331,050	3,395,039	3,496,890
094	Central Purchasing	495,448	641,043	630,665	586,294	649,170	663,472	683,377
115	Radio Turks and Caicos	-	465,169	429,548	405,771	472,490	476,867	491,173
52	Ministry of Government Support Services	13,230,259	14,943,230	14,197,909	13,878,497	14,915,166	15,170,024	15,625,125

GOVERNMENT OF THE TURKS AND CAICOS ISLANDS
Estimates of Consolidated Fund Expenditure for April 2014 - March 2017
Summary By Ministry and Department

All Ministries and Departments		2012/2013	2013/2014			2014/2015	2015/2016	2016/2017
		Actual	Original Estimate	Revised Estimate	Unaudited Actual	Estimate	Estimate	Estimate
111	Ministry of Finance, Trade & Investment	2,234,296	2,320,984	1,989,542	1,933,972	2,438,408	2,190,149	2,255,853
017	Budget Office	101,450	280,599	195,741	206,183	267,729	268,669	276,729
018	Strategic Policy & Planning Unit	422,235	549,662	511,841	508,435	600,144	603,605	621,713
019	Customs Department	2,601,861	2,831,543	2,871,524	2,834,889	2,769,396	2,786,588	2,870,186
020	Financial Services Commission	-	-	-	-	-	-	-
021	Treasury Department	1,026,040	1,303,702	1,437,176	1,040,817	1,868,810	1,887,434	1,944,057
025	Revenue Control Unit	743,226	1,109,900	1,104,962	1,077,647	1,254,407	1,260,080	1,297,883
049	TCI Airports Authority	-	-	-	-	-	-	-
078	Port Authority	6,746	-	-	-	-	-	-
116	Investment Unit	141,542	664,910	532,688	338,134	574,579	1,439,671	1,482,861
120	Exchange of Information Unit	-	177,705	132,094	109,172	228,925	232,204	239,170
093	Computer Unit	1,317,205	2,220,786	2,197,574	2,059,130	3,411,993	3,192,870	3,288,656
54	Ministry of Finance, Trade & Investment	8,594,601	11,459,791	10,973,142	10,108,379	13,414,392	13,861,270	14,277,108
072	Ministry of Health and Human Services	43,549,905	43,699,452	46,759,901	46,261,818	45,244,251	44,546,172	45,882,557
029	Dental Department	437,839	582,921	530,796	516,214	641,243	644,813	664,158
030	Primary Health Care Unit	1,252,034	1,790,601	1,558,407	1,536,094	1,730,717	1,739,574	1,791,762
032	National HIV Prevention Unit	247,878	344,356	285,215	295,876	352,599	357,955	368,694
063	Drug & Mental Health Unit	643,969	900,714	790,679	765,829	893,950	903,025	930,115
089	Special Needs Unit	1,041,961	1,394,496	1,246,430	1,262,115	1,493,728	1,506,875	1,552,081
097	National Public Health Laboratory	87,519	251,948	150,911	140,958	249,187	252,335	259,905
107	Emergency Medical Service (Ambulance)	290,352	636,981	518,780	545,471	691,220	657,142	676,857
057	Environmental Health Department	4,141,351	4,747,710	4,441,531	4,333,099	4,643,659	4,751,612	4,894,160
55	Ministry of Health and Human Services	51,692,808	54,349,179	56,282,650	55,657,474	55,940,554	55,359,504	57,020,289
033	Education	1,584,527	900,414	996,489	980,999	1,045,489	1,065,170	1,097,125
034	Education Department - Zone 1	2,540,364	2,347,954	2,576,620	2,550,164	2,184,099	2,193,310	2,259,109
035	Tertiary and Further Education	4,301,274	4,317,001	4,236,629	4,178,775	4,317,001	4,446,511	4,579,906
036	Education Administration - Zone 1	316,320	391,182	343,161	347,440	581,855	443,535	456,841
037	Helena J Robinson High School	1,769,448	1,942,194	1,925,895	1,909,780	1,976,137	1,980,109	2,039,512
038	Clement Howell High School	2,588,274	2,961,627	2,942,927	2,941,082	3,495,853	3,511,189	3,616,524
039	Raymond Gardiner High School	1,020,217	1,073,497	1,071,325	1,061,618	1,088,920	1,090,742	1,123,465
040	Marjorie Basden High School	869,744	955,426	890,946	876,335	943,108	945,182	973,537
041	Youth Department	169,749	248,491	204,307	197,193	275,071	277,814	286,148
079	Education Department - Zone 2	4,168,805	4,386,641	4,312,508	4,298,065	4,243,298	4,260,510	4,388,326
080	Education Administration - Zone 2	286,397	250,142	252,672	250,997	362,353	363,967	374,886
122	Sports	-	693,624	1,320,582	1,289,815	782,117	792,863	814,639
124	Library Department	-	292,544	275,022	272,507	295,598	297,561	306,488
57	Min. of Education, Youth, Sports and Library Services	19,615,119	20,760,737	21,349,083	21,154,769	21,590,898	21,668,463	22,316,507
090	Office of the Deputy Governor	368,656	529,165	519,511	515,609	572,472	575,115	592,368
002	Human Resource Directorate	744,244	557,905	588,619	593,534	545,111	548,228	564,675
005	Public Service Commission	195,323	130,083	141,785	121,892	125,778	128,364	132,215
006	Training Unit	71,107	241,952	159,774	132,752	223,394	226,409	233,201
007	Unallocated Staff	19,491	69,566	277	5,257	69,566	69,566	71,653
091	Cabinet Secretariat	93,309	122,015	119,848	115,878	111,627	112,466	115,840
092	House of Assembly	216,951	2,343,635	2,361,476	2,423,781	2,504,180	2,509,327	2,584,606
56	Office of the Deputy Governor	1,709,081	3,994,320	3,891,290	3,908,701	4,152,129	4,169,475	4,294,559
113	Office of the Director of Public Prosecutions	319,430	1,508,344	1,264,598	1,184,691	1,502,877	1,517,449	1,562,972
58	Office of the Director of Public Prosecutions	319,430	1,508,344	1,264,598	1,184,691	1,502,877	1,517,449	1,562,972
Total Expenditure		183,954,100	199,765,358	191,279,169	182,422,178	200,453,407	192,306,410	194,108,765

GOVERNMENT OF THE TURKS AND CAICOS ISLANDS
Estimate of Total Expenditure for Financial Year 2014 -2015
Summary By Ministry and Department

Ministry Code	Department Code	Ministry/Department	Personnel Costs	Other Operating Costs	Other Expenditure	Capital Expenditure	Total Expenditure
01	001	Governor's Office	384,013	305,099	-	-	689,112
01	085	Electoral Office	119,613	28,995	-	-	148,608
01	098	Integrity Commission	-	1,165,377	-	-	1,165,377
01	126	Human Rights Commission	-	296,177	-	-	296,177
01	117	National Audit Office	-	695,632	-	-	695,632
01	118	Office of the Chief Internal Auditor	419,434	73,700	-	-	493,134
01	128	Complaint's Commission	-	99,866	-	-	99,866
01 Total		Governor's Office	923,060	2,664,846	-	-	3,587,906
03	009	Police	10,925,337	5,384,831	4,421,000	13,675	20,744,843
03 Total		Police	10,925,337	5,384,831	4,421,000	13,675	20,744,843
04	012	Attorney General's Chambers	1,569,471	1,824,746	2,200,000	152,000	5,746,217
04	104	Crown Land Unit	257,758	72,199	-	-	329,957
04	026	Valuation Office	206,961	111,495	-	-	318,456
04	054	Survey and Mapping Department	443,164	173,579	-	-	616,743
04	066	Land Registry	299,614	25,035	-	-	324,649
04 Total		Attorney General's Chambers	2,776,968	2,207,054	2,200,000	152,000	7,336,022
05	013	Judiciary	1,708,461	1,564,391	4,630,000	369,350	8,272,202
05 Total		Judiciary	1,708,461	1,564,391	4,630,000	369,350	8,272,202
07	015	Office of the Premier, Culture & Min. of Tourism	463,801	801,444	-	155,700	1,420,945
07	024	Gaming Department	347,488	21,645	-	-	369,133
07	123	Department of Culture	139,821	105,742	-	-	245,563
07	125	Tourist Board	-	2,525,000	-	-	2,525,000
07 Total		Office of the Premier, Culture & Min. of Tourism	951,110	3,453,831	-	155,700	4,560,641
14	022	Pensions and Gratuities	-	5,751,000	-	-	5,751,000
14	023	Provision and Funds Contribution	-	375,000	-	-	375,000
14	068	Debt Servicing	-	7,267,500	-	-	7,267,500
14	127	Contingency Funding	-	-	4,705,000	-	4,705,000
14 Total		Statutory Charges	-	13,393,500	4,705,000	-	18,098,500
16	096	Ministry of Border Control and Labour	358,331	204,597	-	828,650	1,391,578
16	061	Immigration Department	2,261,304	1,390,683	-	-	3,651,987
16	062	Employment Services Department	760,035	142,557	-	-	902,592
16	073	Registration and Citizenship Department	298,419	104,717	-	-	403,136
16	087	Labour Tribunal	225,428	136,666	-	-	362,094
16 Total		Ministry of Border Control and Labour	3,903,517	1,979,220	-	828,650	6,711,387
51	109	Ministry of Environment & Home Affairs	324,319	123,503	-	293,842	741,664
51	003	District Administration	225,829	87,410	-	-	313,239
51	051	Road Safety Department	469,162	88,239	-	25,000	582,401
51	055	Planning Department	564,768	61,130	-	-	625,898
51	060	Prison Service	1,729,209	643,192	-	2,690	2,375,091
51	069	Protected Areas Department	-	98,745	-	-	98,745
51	074	Fire Department (Domestic)	368,516	148,004	-	35,000	551,520
51	086	Agriculture Department	518,071	128,578	-	-	646,649
51	100	DECR & Maritime Department	848,818	142,684	-	25,000	1,016,502
51	101	Social Development & Gender Affairs	654,223	1,091,771	-	300,000	2,045,994
51 Total		Ministry of Environment & Home Affairs	5,702,915	2,613,255	-	681,532	8,997,702
52	110	Government Support Services	501,616	235,486	-	50,000	787,102
52	008	Disaster Management	307,900	198,755	-	-	506,655
52	043	Engineer & Maintenance Services	381,057	95,108	-	1,073,380	1,549,545
52	044	Water Undertaking	478,266	806,528	-	402,088	1,686,882
52	045	EMS - Mechanical Services Division	325,792	234,901	-	-	560,693
52	047	TCIG Publishing Department	111,759	49,600	-	-	161,359
52	048	Postal Services	317,459	84,996	-	-	402,455
52	056	Estate Management Department	1,540,512	4,277,240	-	-	5,817,752
52	077	Energy & Utilities Department	112,021	43,496	-	-	155,517
52	081	EMS - Project Management Division	340,940	19,023	-	-	359,963
52	082	EMS - Maintenance Division	1,198,099	2,132,951	-	385,000	3,716,050
52	094	Central Purchasing	169,510	479,660	-	-	649,170
52	115	Radio Turks and Caicos	326,585	145,905	-	-	472,490
52 Total		Government Support Services	6,111,516	8,803,650	-	1,910,468	16,825,634

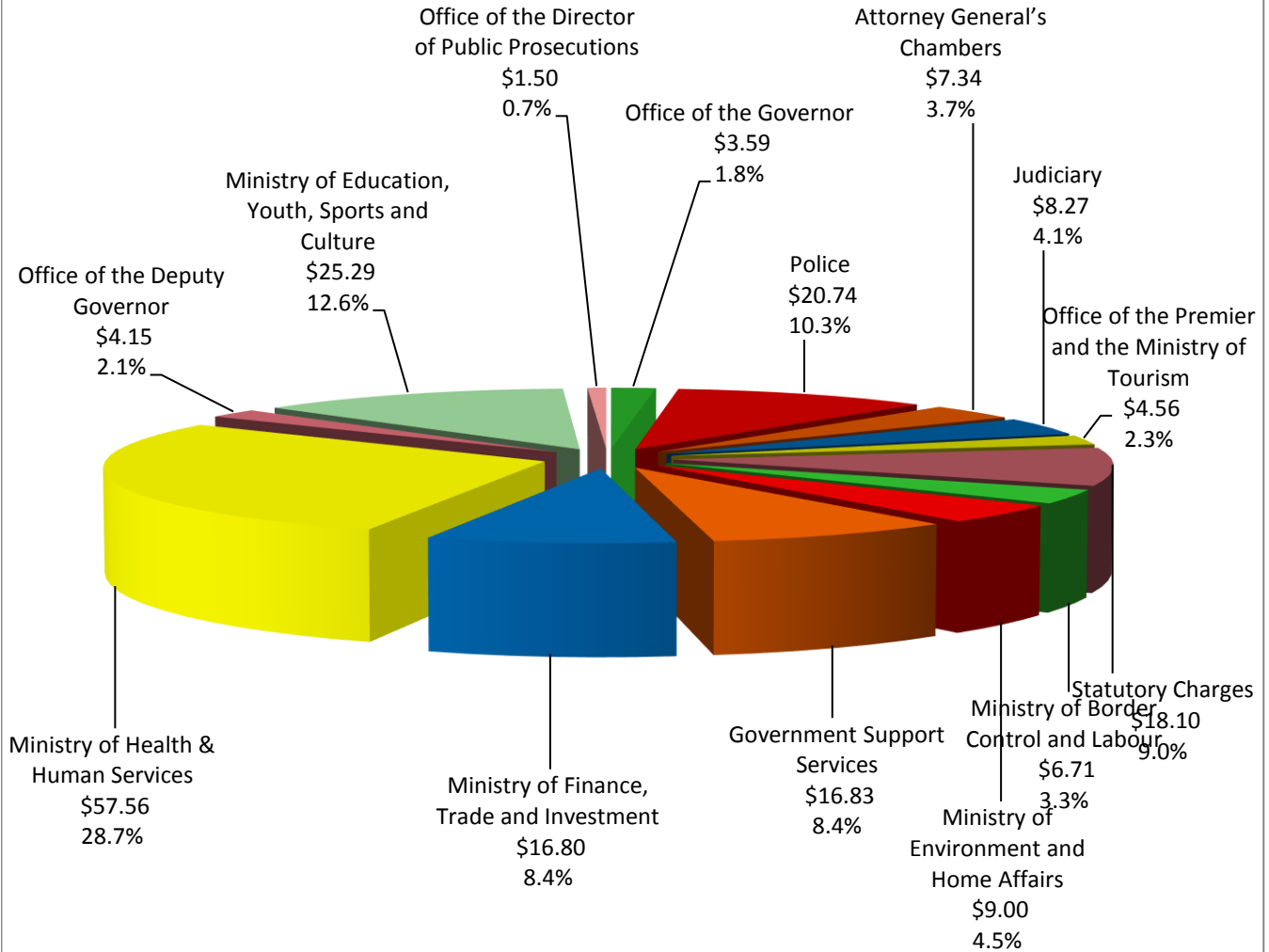
GOVERNMENT OF THE TURKS AND CAICOS ISLANDS
Estimate of Total Expenditure for Financial Year 2014 -2015
Summary By Ministry and Department

Ministry Code	Department Code	Ministry/Department	Personnel Costs	Other Operating Costs	Other Expenditure	Capital Expenditure	Total Expenditure
54	111	Ministry of Finance, Trade & Investment	413,730	2,024,678	-	2,453,468	4,891,876
54	017	Budget Office	228,381	39,348	-	-	267,729
54	018	Strategic Policy & Planning Department	484,803	115,341	-	923,761	1,523,905
54	019	Customs Department	2,196,327	573,069	-	12,931	2,782,327
54	020	Financial Services Commission	-	-	-	-	-
54	021	Treasury Department	1,247,995	620,815	-	-	1,868,810
54	025	Revenue Control Unit	1,065,285	189,122	-	-	1,254,407
54	049	TCI Airports Authority	-	-	-	-	-
54	078	Port Authority	-	-	-	-	-
54	116	Investment Unit	224,855	349,724	-	-	574,579
54	120	Exchange of Information Unit	119,647	109,278	-	-	228,925
54	093	Computer Unit	568,603	2,843,390	-	-	3,411,993
54 Total		Ministry of Finance, Trade & Investment	6,549,626	6,864,767	-	3,390,160	16,804,552
55	072	Ministry of Health and Human Services	1,151,545	44,092,706	-	699,707	45,943,958
55	029	Dental Department	522,251	118,992	-	-	641,243
55	030	Primary Health Care Unit	1,435,474	295,243	-	122,260	1,852,977
55	032	National HIV Prevention Unit	174,047	178,552	-	-	352,599
55	063	Drug & Mental Health Unit	591,447	302,503	-	-	893,950
55	089	Special Needs Unit	1,055,495	438,233	-	-	1,493,728
55	097	National Public Health Laboratory	134,053	115,134	-	-	249,187
55	107	Emergency Medical Service (Ambulance)	522,485	168,735	-	500,000	1,191,220
55	057	Environmental Health Department	1,045,214	3,598,445	-	300,000	4,943,659
55 Total		Ministry of Health and Human Services	6,632,011	49,308,543	-	1,621,967	57,562,521
57	033	Education	389,466	656,023	-	630,000	1,675,489
57	034	Education Department - Zone 1	1,877,056	307,043	-	889,199	3,073,298
57	035	Tertiary and Further Education	-	4,317,001	-	20,000	4,337,001
57	036	Education Administration - Zone 1	385,855	196,000	-	-	581,855
57	037	Helena J Robinson High School	1,843,713	132,424	-	717,989	2,694,126
57	038	Clement Howell High School	2,984,658	511,195	-	1,308,127	4,803,980
57	039	Raymond Gardiner High School	1,028,184	60,736	-	10,000	1,098,920
57	040	Marjorie Basden High School	873,992	69,116	-	26,830	969,938
57	041	Youth Department	183,655	91,416	-	-	275,071
57	079	Education Department - Zone 2	3,669,533	573,765	-	101,586	4,344,884
57	080	Education Administration - Zone 2	362,353	-	-	-	362,353
57	122	Sports	356,892	425,225	-	-	782,117
57	124	Library Department	230,177	65,421	-	-	295,598
57 Total		Min. of Education, Youth, Sport & Library Services	14,185,534	7,405,364	-	3,703,731	25,294,629
56	090	Office of the Deputy Governor	484,392	88,080	-	1,862	574,334
56	002	Human Resource Directorate	441,212	103,899	-	-	545,111
56	005	Public Service Commission	39,578	86,200	-	-	125,778
56	006	Training Unit	122,894	100,500	-	-	223,394
56	007	Unallocated Staff	69,566	-	-	-	69,566
56	091	Cabinet Secretariat	83,668	27,959	-	-	111,627
56	092	House of Assembly	2,315,821	188,359	-	-	2,504,180
56 Total		Office of the Deputy Governor	3,557,131	594,998	-	1,862	4,153,991
58	113	Office of the Director of Public Prosecutions	1,017,136	485,741	-	-	1,502,877
58 Total		Office of Director of Public Prosecutions	1,017,136	485,741	-	-	1,502,877
		EXPENDITURE HEAD TOTAL	64,944,322	106,723,990	15,956,000	12,829,095	200,453,407

GOVERNMENT OF THE TURKS AND CAICOS ISLANDS

Total Expenditure (including Capital)

For Financial Year 2014-15



GOVERNMENT OF THE TURKS AND CAICOS ISLANDS

Summary of Funds & Net Debt

For the Period April 2014 - March 2017

	2012/2013	2013/2014		2014/2015	2015/2016	2016/2017
	Actual	Original Estimate	Unaudited Actual	Estimate	Estimate	Estimate
Consolidated Fund Cash Movement						
Cash Position - Start of Year	(669,397)	2,087,000	2,087,000	6,859,419	7,512,481	14,312,639
Recurrent Revenue	180,292,854	189,447,262	200,345,854	212,483,245	217,589,516	225,596,694
Recurrent Expenditure	(146,579,205)	(165,854,601)	(154,575,082)	(173,903,313)	(170,456,310)	(175,308,677)
Recurrent Surplus/(Deficit)	33,713,649	23,592,661	45,770,771	38,579,932	47,133,207	50,288,017
Capital Receipts	31,764,025	4,445,988	1,872,519	1,310,600	1,215,502	5,100,000
Other Receipts	28,180,528	20,096,017	5,830,188	5,500,000	5,000,000	4,000,000
Other Expenditure	(22,212,644)	(17,134,000)	(18,134,987)	(13,721,000)	(10,840,000)	(8,263,645)
Capital Contributions	(15,162,266)	(16,776,757)	(9,712,115)	(12,829,095)	(11,010,100)	(10,536,443)
Other Inflows	1,842,341	5,397,936	5,719,986	2,018,929	2,185,415	1,102,083
Transfer to the National Forfeiture Fund	(2,000,000)	-	-	-	-	-
Contributions to the Sinking Fund	(41,009,348)	(11,757,000)	(17,170,917)	(13,443,000)	(22,376,735)	(15,000,000)
Principal Repayment	(12,359,888)	(9,178,000)	(9,403,026)	(6,763,304)	(183,507,130)	(16,649,987)
Cashflow Surplus/(Deficit) before Financing Items	2,756,397	(1,313,156)	4,772,419	653,062	(172,199,841)	10,040,025
Refinancing	-	-	-	-	85,000,000	-
Loan Drawdown	-	-	-	-	-	-
Revolving Credit Facility drawdown	-	-	-	-	-	-
Sinking Fund	-	-	-	-	94,000,000	-
Bond Repurchase	-	-	-	-	-	-
Cash Position - end of Year	2,087,000	773,844	6,859,419	7,512,481	14,312,639	24,352,665
Development Fund Cash Movements						
Balance - start of year	-	-	-	-	-	-
Capital Receipts (Grants & Land Sales)	20,623,884	-	-	-	-	-
Capital Contributions	6,768,743	16,776,757	9,712,115	12,829,095	11,010,100	10,536,443
Capital Expenditure per Capital Programme	(15,303,397)	(16,776,757)	(9,712,115)	(12,829,095)	(11,010,100)	(10,536,443)
Contributions to the Sinking Fund	(12,089,230)	-	-	-	-	-
Balance - End of Year	-	-	-	-	-	-
Overall Cash Position	2,087,000	773,844	6,859,419	7,512,481	14,312,639	24,352,665
Sinking Fund Movements						
Balance - Start of Year	-	41,009,348	41,009,348	58,180,265	71,623,265	-
Plus: Contributions from Consolidated Fund	41,009,348	11,757,000	17,170,917	13,443,000	22,376,735	15,000,000
Less: Term Loan Debt Repayment	-	-	-	-	(94,000,000)	-
Balance - Close of Year	41,009,348	52,766,348	58,180,265	71,623,265	-	15,000,000

GOVERNMENT OF THE TURKS AND CAICOS ISLANDS

Summary of Funds & Net Debt

For the Period April 2014 - March 2017

	2012/2013	2013/2014		2014/2015	2015/2016	2016/2017
	Actual	Original Estimate	Unaudited Actual	Estimate	Estimate	Estimate
Debt						
Balance - Start of Year						
Bonds	26,183,333	20,728,085	20,728,085	15,272,222	10,566,666	8,111,110
CDB Loans	3,403,101	3,051,270	3,051,270	2,699,439	2,347,608	2,018,248
CDB Loans - TCInvest	-	8,207,521	8,207,521	7,243,608	6,258,622	5,273,636
NIB - TCInvest	-	2,723,959	2,723,959	2,250,049	1,853,627	1,440,908
EIB - TCInvest	-	1,298,035	1,298,035	973,526	649,017	324,508
RBTT Bond	170,000,000	170,000,000	170,000,000	170,000,000	170,000,000	-
Term Loan	9,000,000	9,000,000	9,000,000	9,000,000	9,000,000	-
Revolving Credit Facility	6,000,000	-	-	-	-	-
New Borrowing	-	-	-	-	-	85,000,000
Total Debt	214,586,434	215,008,870	215,008,870	207,438,844	200,675,540	102,168,410
Less:						
Principal Repayments on Long Term Debt	(5,807,386)	(5,807,694)	(5,807,694)	(5,057,387)	(2,784,916)	(14,927,773)
Repayment of Revolving Credit Facility	(6,000,000)	-	-	-	-	-
Principal Repayments - TCInvest	(573,983)	(1,762,332)	(1,762,332)	(1,705,917)	(1,722,214)	(1,722,214)
Repayment of Term Loan	-	-	-	-	(9,000,000)	-
<i>Of which, repayment from sinking fund</i>	-	-	-	-	(9,000,000)	-
Repayment of RBTT Bond	-	-	-	-	(85,000,000)	-
<i>Of which, repayment from sinking fund</i>	-	-	-	-	(85,000,000)	-
<i>Of which, repayment from refinancing</i>	-	-	-	-	(85,000,000)	-
Plus:						
CDB Loans - TCInvest	8,689,477	-	-	-	-	-
NIB - TCInvest	2,815,986	-	-	-	-	-
EIB - TCInvest	1,298,035	-	-	-	-	-
Bond refinancing	-	-	-	-	85,000,000	-
Balance - End of Year	215,008,563	207,438,844	207,438,844	200,675,540	102,168,410	85,518,423

**GOVERNMENT
OF THE
TURKS AND CAICOS ISLANDS**



BUDGET 2014-15

SECTION 3:

**DEPARTMENTAL
BUDGETS**

GOVERNMENT OF THE TURKS AND CAICOS ISLANDS

Estimate of Consolidated Fund Receipts and Payments for April 2014-March 2017

01 Office of the Governor

Code	Office of the Governor 001 Description	2012/2013	2013/2014			2014/2015	2015/2016	2016/2017
		Actual	Original Estimate	Revised Estimate	Unaudited	Estimate	Forward Estimate	Forward Estimate
31001	Civil Servants - Salaries	299,148	297,200	281,879	280,018	295,307	295,307	304,166
31005	Overtime on PE	3,173	-	-	-	-	-	-
31008	Civil Servants - NI Cost	7,015	6,758	5,980	5,890	6,778	6,778	6,981
31010	Civil Servants - NHI Cost	8,550	9,074	7,574	7,518	9,072	9,072	9,344
31501	Civil Servants - Allowances	4,593	1,680	3,357	3,357	4,680	4,680	4,820
31505	Housing Allowance	(1,265)	1,200	-	-	-	-	-
31506	Telephone Allowances	1,765	720	720	720	720	720	742
31507	Transport Allowance	3,330	1,680	1,680	1,680	1,680	1,680	1,730
	Civil Servants Employment Costs	326,309	318,312	301,191	299,183	318,237	318,237	327,784
31101	Wages	90,336	97,023	46,020	47,861	58,492	58,492	60,247
31103	Overtime	3,878	-	-	-	-	-	-
31105	Wages - NI Cost	2,575	4,463	2,117	2,202	4,368	4,368	4,499
31108	Wages - NHI Cost	-	2,911	1,380	1,435	2,916	2,916	3,003
	Waged Staff Employment Costs	96,789	104,397	49,517	51,498	65,776	65,776	67,749
32301	Accomm. And Subs. Local Travel	15,483	12,000	15,447	8,451	16,192	16,677	17,178
32305	Transport: Air and Sea Fares	11,610	12,000	10,730	5,172	11,803	12,157	12,522
32399	Transport: Other	490	740	1,076	-	1,184	1,219	1,256
32401	Accom. And Subs. Intern. Travel	1,481	2,750	2,043	1,074	2,247	2,315	2,384
32402	Airfare International Travel	-	2,750	2,612	1,000	3,673	3,783	3,897
32601	Electricity Charge	99,186	66,000	65,616	53,702	63,000	64,890	66,837
32602	Water Charge	175	500	975	1,017	900	927	955
32803	Communication Expenses	89,738	84,000	69,141	64,515	64,800	66,744	68,746
32806	Postage and Courier	-	600	-	-	600	618	637
33001	Office Supplies	8,508	7,500	7,500	6,171	5,000	5,150	5,305
33003	Computer Supplies	25	500	500	-	600	618	637
33005	Security Expenses	80,843	78,000	74,800	74,461	78,000	80,340	82,750
33399	Other Supplies Material & Equipment	1,973	2,500	2,500	2,024	2,500	2,575	2,652
33508	Fuel	266	600	600	216	600	618	637
33801	Uniforms and Protective Clothing	1,167	900	900	358	900	927	955
33802	Cleaning Material	2,989	2,000	2,000	2,035	2,000	2,060	2,122
34201	Awards and Prizes	-	500	500	-	500	515	530
34230	Judicial Service Commission	28,533	35,000	35,000	22,304	38,400	39,552	40,739
34231	Protocol Expenses	-	300	300	-	300	309	318
34701	Local Hosting and Entertainment	5,706	7,500	7,500	5,686	7,700	7,931	8,169
35715	Police Consultative group	-	600	600	-	300	309	318
38004	Discretionary Fund	585	900	900	488	900	927	955
38099	Other Sundry Expenses	2,984	5,000	5,000	4,453	3,000	3,090	3,183
	Operating Costs	351,742	323,140	306,240	253,126	305,099	314,252	323,679
	TOTAL COSTS	774,841	745,849	656,947	603,807	689,112	698,265	719,213

GOVERNMENT OF THE TURKS AND CAICOS ISLANDS

Estimate of Consolidated Fund Receipts and Payments for April 2014-March 2017

01 Office of the Governor

Code	Electoral Office 085 Description	2012/2013	2013/2014			2014/2015	2015/2016	2016/2017
		Actual	Original Estimate	Revised Estimate	Unaudited Actual	Estimate	Estimate	Estimate
31001	Civil Servants - Salaries	130,127	108,480	95,702	95,702	108,480	108,480	111,734
31005	Civil Servants - Overtime	-	-	-	-	-	-	-
31008	Civil Servants - NI Cost	4,870	4,366	2,511	2,511	4,492	4,492	4,627
31010	Civil Servants - NHI Cost	3,187	3,473	1,984	1,984	3,353	3,353	3,454
31501	Civil Servants - Allowances	864	890	1,633	1,633	888	888	915
31506	Staff Telephone Allowance	1,416	1,680	720	720	720	720	742
31507	Staff Transportation Allowance	4,540	4,712	3,940	3,940	1,680	1,680	1,730
Civil Servants Employment Costs		145,004	123,601	106,490	106,490	119,613	119,613	123,201
31101	Wages	2,930	-	-	-	-	-	-
31105	Wages - NI Cost	93	-	-	-	-	-	-
31108	Wages - NHI Cost	-	-	-	-	-	-	-
Waged Staff Employment Costs		3,023	-	-	-	-	-	-
32301	Accomm. And Subs.Local travel	426	3,090	1,427	1,716	1,570	1,617	1,665
32305	Transport: Air and Sea fares	2,854	3,944	418	-	460	474	488
32399	Transport Other	-	515	55	-	61	62	64
32401	Accomm. And Subs.Intern. Travel	-	2,060	2,926	3,011	3,219	3,315	3,415
32402	Airfare International Travel	2,958	3,665	5,206	-	5,727	5,898	6,075
32601	Electricity Charge	4,982	10,300	3,486	3,680	7,000	7,210	7,426
32602	Water Charge	129	258	151	165	600	618	637
32803	Communication Expenses	2,588	4,051	2,702	1,860	3,300	3,399	3,501
32806	Postage and Courier	10	258	40	70	240	247	255
33001	Office Supplies	1,857	3,090	3,090	1,015	2,500	2,575	2,652
33003	Computer supplies	-	1,030	1,030	-	1,020	1,051	1,082
33399	Other Supplies Mat. & Equipment	1,659	1,971	1,971	1,360	1,800	1,854	1,910
38099	Other Sundry Expenses	-	1,500	1,500	1,490	1,500	1,545	1,591
Operating Costs		17,462	35,732	24,002	14,366	28,995	29,865	30,761
TOTAL COSTS		165,488	159,333	130,492	120,856	148,608	149,478	153,962

GOVERNMENT OF THE TURKS AND CAICOS ISLANDS

Estimate of Consolidated Fund Receipts and Payments for April 2014-March 2017

01 Office of the Governor

Code	Integrity Commission 098 Description	2012/2013	2013/2014			2014/2015	2015/2016	2016/2017
		Actual	Original Estimate	Revised Estimate	Unaudited Actual	Estimate	Estimate	Estimate
35819	Subvention - Integrity Commission	513,980	1,165,377	1,165,377	1,165,376	1,165,377	1,200,338	1,236,348
	Operating Costs	513,980	1,165,377	1,165,377	1,165,376	1,165,377	1,200,338	1,236,348
	TOTAL COSTS	513,980	1,165,377	1,165,377	1,165,376	1,165,377	1,200,338	1,236,348
Code	Human Rights Commission 126 Description	2012/2013	2013/2014			2014/2015	2015/2016	2016/2017
		Actual	Original Estimate	Revised Estimate	Unaudited Actual	Estimate	Estimate	Estimate
34227	Subvention - Human Rights Commission	137,896	279,227	279,227	258,203	296,177	305,062	314,214
	TOTAL COSTS	137,896	279,227	279,227	258,203	296,177	305,062	314,214
Code	Complaints Commission 128 Description	2012/2013	2013/2014			2014/2015	2015/2016	2016/2017
		Actual	Original Estimate	Revised Estimate	Unaudited Actual	Estimate	Estimate	Estimate
34229	Complaints Commissioner's Office	-	100,000	100,000	77,040	99,866	102,862	105,948
	TOTAL COSTS	-	100,000	100,000	77,040	99,866	102,862	105,948
Code	National Audit Office 117 Description	2012/2013	2013/2014			2014/2015	2015/2016	2016/2017
		Actual	Original Estimate	Revised Estimate	Unaudited Actual	Estimate	Estimate	Estimate
16007	Audit Fees	-	25,000	25,000	-	25,000	25,875	26,781
	TOTAL REVENUE	-	25,000	25,000	-	25,000	25,875	26,781
39999	Audit Department Expenditure	-	-	-	-	-	-	-
31010	Civil Servants - NHI Cost	-	-	-	4,211	-	-	-
35820	Subvention - National Audit Office	-	695,632	695,632	382,990	695,632	716,501	737,996
	TOTAL COSTS	-	695,632	695,632	387,201	695,632	716,501	737,996

GOVERNMENT OF THE TURKS AND CAICOS ISLANDS

Estimate of Consolidated Fund Receipts and Payments for April 2014-March 2017

01 Office of the Governor

Office of the Chief Internal Auditor 118		2012/2013	2013/2014			2014/2015	2015/2016	2016/2017
Code	Description	Actual	Original Estimate	Revised Estimate	Unaudited Actual	Estimate	Estimate	Estimate
31001	Civil Servants - Salaries	-	298,000	155,000	143,358	316,520	316,520	326,016
31008	Civil Servants - NI Cost	-	11,995	5,700	4,900	12,831	12,831	13,216
31010	Civil Servants - NHI Cost	-	10,801	7,500	4,578	11,843	11,843	12,198
31501	Civil Servants - Allowances	-	-	2,600	650	21,060	21,060	21,692
31505	Staff Housing Allowances	-	48,000	12,000	11,180	34,800	34,800	35,844
31506	Staff Telephone Allowance	-	3,240	2,000	1,753	7,320	7,320	7,540
31507	Staff Transport Allowance	-	10,800	7,800	6,140	15,060	15,060	15,512
	Civil Servants Employment Costs	-	382,836	192,600	172,558	419,434	419,434	432,017
32301	Accomm. And Subs. Local travel	-	8,100	6,000	2,533	6,600	6,798	7,002
32305	Transport: Air and Sea fares	145	10,000	8,000	5,642	11,000	11,330	11,670
32399	Transport Other	-	-	-	-	-	-	-
32401	Accomm. And Subs. International Travel	-	5,000	4,000	2,900	4,400	4,532	4,668
32402	Airfare International Travel	-	6,000	4,000	2,857	4,400	4,532	4,668
32601	Electricity Charge	-	8,000	4,000	2,172	7,800	8,034	8,275
32602	Water Charge	-	600	100	-	600	618	637
32803	Communication Expenses	-	3,500	2,000	-	2,000	2,060	2,122
32806	Postage and Courier	-	160	160	-	500	515	530
33001	Office Supplies	-	6,100	5,000	4,833	2,600	2,678	2,758
33003	Computer Supplies	-	14,100	5,900	3,223	2,000	2,060	2,122
33101	Subscriptions	-	-	1,000	-	1,800	1,854	1,910
33104	Technical References	-	-	2,500	-	2,500	2,575	2,652
33399	Other Supplies Mat. & Equipment	-	14,500	12,500	11,449	2,000	2,060	2,122
33718	Repair of Office Equipment	-	2,000	100	-	1,000	1,030	1,061
34305	Professional and Consultancy Fees	-	10,000	-	-	-	-	-
34314	Stipends	-	10,500	10,000	-	15,000	15,450	15,914
34403	Computer Software License Fees	-	-	-	-	1,000	1,030	1,061
34701	Local Hosting and Entertainment	-	500	125	-	1,000	1,030	1,061
34704	Meetings and Conferences	-	2,000	100	-	2,000	2,060	2,122
35001	Local Training	-	-	-	-	1,000	1,030	1,061
35002	Overseas Training	-	12,000	31,000	25,616	4,500	4,635	4,774
	Operating Costs	145	113,060	96,485	61,226	73,700	75,911	78,188
	TOTAL COSTS	145	495,896	289,085	233,784	493,134	495,345	510,205

GOVERNMENT OF THE TURKS AND CAICOS ISLANDS

Estimate of Consolidated Fund Receipts and Payments for April 2014-March 2017

03 Police

Code	Police General 009 Description	2012/2013	2013/2014			2014/2015	2015/2016	2016/2017
		Actual	Original Estimate	Revised Estimate	Unaudited Actual	Estimate	Estimate	Estimate
13011	Gun Licences	102,600	103,000	103,000	95,400	103,000	106,605	110,336
18015	Police Escort	-	-	-	-	-	-	-
	Operating Revenue	102,600	103,000	103,000	95,400	103,000	106,605	110,336
18056	Criminal Recovery Actions	-	8,000,000	8,000,000	-	-	-	-
	Extraordinary Revenue	-	8,000,000	8,000,000	-	-	-	-
	TOTAL REVENUE	102,600	8,103,000	8,103,000	95,400	103,000	106,605	110,336
31001	Civil Servants - Salaries	7,462,160	7,318,650	7,265,975	7,257,867	6,964,517	6,964,517	7,173,453
31008	Civil Servants - NI Cost	336,821	336,658	345,067	344,243	352,730	352,730	363,312
31010	Civil Servants - NHI Cost	278,222	310,051	291,563	290,838	305,326	305,326	314,486
31501	Civil Servants - Allowances	1,647,013	1,735,992	1,800,306	1,790,428	2,067,840	2,067,840	2,129,875
31505	Staff Housing Allowances	1,154,174	1,170,528	1,071,527	1,067,909	1,068,264	1,068,264	1,100,312
31506	Telephone Allowance	3,421	2,400	1,605	1,570	1,440	1,440	1,483
31507	Transport Allowance	101,798	107,460	110,365	110,568	95,000	95,000	97,250
	Civil Servants Employment Costs	10,983,608	10,981,739	10,886,408	10,863,423	10,855,117	10,855,117	11,180,171
31101	Wages	61,904	68,677	51,914	53,227	63,260	63,260	65,158
31105	Wages - NI Cost	2,537	3,159	2,389	2,449	4,176	4,176	4,301
31108	Wages - NHI Cost	1,661	2,060	1,558	1,597	2,784	2,784	2,868
	Waged Staff Employment Costs	66,102	73,896	55,861	57,272	70,220	70,220	72,327
32301	Accomm. and Subs. Local Travel	84,191	95,352	94,416	96,914	113,858	117,273	120,792
32305	Transport: Air and Sea fares	117,845	102,306	98,955	97,365	98,851	101,816	104,870
32399	Transport: Other	5,083	5,916	5,521	3,869	6,073	6,255	6,443
32401	Accomm. And Subs. Intern. Travel	42,560	44,400	44,391	34,864	48,830	50,295	51,804
32402	Airfare International Travel	39,625	39,996	39,821	31,492	43,803	45,117	46,471
32499	Other Cost on International Travel	2,579	3,780	2,262	1,586	2,488	2,563	2,640
32601	Electricity Charge	409,684	432,000	430,807	406,923	434,960	448,009	461,449
32602	Water Charge	35,541	46,080	50,309	46,935	47,462	48,886	50,352
32803	Communication Expenses	367,044	374,880	394,643	389,193	470,126	484,230	498,757
32806	Postage and Courier	9,318	10,200	10,086	10,087	10,506	10,821	11,146
32809	Line Rentals	466	-	-	-	-	-	-
33001	Office Supplies	37,717	45,000	44,865	41,679	56,671	58,371	60,122
33002	Printing and Binding	4,089	5,100	5,010	3,878	5,253	5,411	5,573
33003	Computer Supplies	52,807	54,000	53,957	53,267	55,620	57,289	59,007
33005	Security Expenses	5,785	5,820	5,770	5,620	6,000	6,180	6,365
33101	Subscriptions	1,244	6,000	6,000	6,000	6,000	6,180	6,365
33399	Other Supplies Mat. & Equipment	75,513	86,616	86,547	83,732	89,214	91,890	94,647
33501	Aircraft and Vessel Operating Cost	249,172	326,340	367,285	272,294	327,090	336,903	347,010
33508	Fuel	681,920	702,000	631,138	563,108	608,239	626,486	645,281
33509	Lubricants	195	-	-	-	-	-	-
33514	Ship Stores	1,961	-	-	-	-	-	-
33522	Court Related Costs	64,559	70,800	66,738	65,641	78,924	81,292	83,730
33703	Main. Fixed Assets Docks & Marine	1,605	-	-	-	-	-	-
33706	Maintenance of Fixed Assets	73,701	84,000	84,000	82,635	86,520	89,116	91,789
33718	Repair of Office Equipment	4,517	-	-	-	-	-	-

GOVERNMENT OF THE TURKS AND CAICOS ISLANDS

Estimate of Consolidated Fund Receipts and Payments for April 2014-March 2017

03 Police

Code	Police General 009 Description	2012/2013	2013/2014			2014/2015	2015/2016	2016/2017
		Actual	Original Estimate	Revised Estimate	Unaudited Actual	Estimate	Estimate	Estimate
33719	Repairs and Servicing of Vehicles	181,927	192,000	192,000	186,137	197,760	203,693	209,804
33721	Repairs and Servicing Other Equipment	15,226	-	-	-	-	-	-
33801	Uniforms and Protective Clothing	152,410	156,000	156,000	135,430	162,690	167,571	172,598
33802	Cleaning Material	14,248	15,000	15,000	13,330	15,450	15,914	16,391
34002	Rental of Building	1,356,859	1,458,992	1,454,640	1,443,180	1,463,490	1,507,395	1,552,617
34005	Hire of Transport	22,619	25,800	25,800	22,282	36,574	37,671	38,801
34304	Pathology Fees	151,059	150,000	150,000	128,019	102,100	105,163	108,318
34305	Professional and consultancy	45,968	47,959	47,959	46,679	49,398	50,880	52,406
34310	DNA Special Analysis	136,954	163,440	162,000	120,072	158,348	163,399	168,600
34404	DTR Criminal investigation system	14,649	24,219	23,500	23,017	24,946	25,694	26,465
34505	Accidental Insurance	119,120	150,000	102,000	102,674	144,500	149,135	153,909
34599	Other Insurance	92,197	100,000	70,000	76,926	103,000	106,090	109,273
34701	Local Hosting and Entertainment	782	-	-	-	-	-	-
34704	Meetings and Conferences	5,374	2,400	2,400	2,356	2,400	2,472	2,546
35001	Local Training	66,265	75,000	75,000	51,723	96,600	99,498	102,483
35002	Overseas Training	45,506	60,000	60,000	59,137	67,980	70,019	72,120
35501	Advertising	1,829	4,980	4,980	823	5,100	5,253	5,411
35799	Other Grants & Contributions	4,606	-	-	-	-	-	-
38011	Prisoners' Meals	78,584	79,992	79,992	81,806	82,392	84,864	87,410
38014	Security Patrols	5,797	6,000	6,000	4,245	6,180	6,365	6,556
38017	Traffic Section Arms and Ammo	29,976	30,000	30,000	26,483	33,900	34,917	35,965
38099	Other Sundry Expenses	32,545	34,500	34,500	36,373	35,535	36,601	37,699
	Operating Costs	4,943,221	5,316,868	5,214,292	4,857,773	5,384,831	5,546,976	5,713,984
38028	Special Investigative Prosecution Team	5,968,003	5,000,000	4,850,000	4,638,090	4,421,000	3,000,000	2,000,000
	Extraordinary Costs	5,968,003	5,000,000	4,850,000	4,638,090	4,421,000	3,000,000	2,000,000
	TOTAL COSTS	21,960,934	21,372,503	21,006,561	20,416,559	20,731,168	19,472,313	18,966,482

GOVERNMENT OF THE TURKS AND CAICOS ISLANDS

Estimate of Consolidated Fund Receipts and Payments for April 2014-March 2017

04 Attorney General's Chambers

Code	Attorney General's Chambers 012 Description	2012/2013	2013/2014			2014/2015	2015/2016	2016/2017
		Actual	Original Estimate	Revised Estimate	Unaudited Actual	Estimate	Estimate	Estimate
18024	Sale of Law Books	48,853	10,000	10,000	6,494	10,000	10,350	10,712
18099	Other Receipts	8,372,084			14	-	-	-
	Operating Revenue	8,420,937	10,000	10,000	6,508	10,000	10,350	10,712
18045	Civil Recovery Actions	28,180,528	5,000,000	5,000,000	1,258,270	1,500,000	-	-
	Extraordinary Revenue	28,180,528	5,000,000	5,000,000	1,258,270	1,500,000	-	-
	TOTAL REVENUE	36,601,465	5,010,000	5,010,000	1,264,778	1,510,000	10,350	10,712
31001	Civil Servants - Salaries	896,808	998,640	668,408	663,108	1,159,940	1,159,940	1,194,738
31008	Civil Servants - NI Cost	25,227	40,195	17,971	17,821	28,385	28,385	29,237
31010	Civil Servants - NHI Cost	34,908	36,602	20,382	20,287	42,984	42,984	44,274
31501	Civil Servants - Allowances	363,745	120,740	308,305	309,946	184,188	184,188	189,714
31505	Staff Housing Allowances	25,650	68,850	41,815	41,815	76,800	76,800	79,104
31506	Staff Telephone Allowance	10,982	11,460	8,956	8,956	12,444	12,444	12,817
31507	Staff Transport Allowance	25,907	20,365	14,390	15,149	24,432	24,432	25,165
	Civil Servants Employment Costs	1,383,227	1,296,852	1,080,227	1,077,082	1,529,173	1,529,173	1,575,048
31101	Wages	780	25,366	-	-	37,478	37,478	38,602
31105	Wages - NI Cost	36	1,167	-	-	1,692	1,692	1,743
31108	Wages - NHI Cost	23	761	-	-	1,128	1,128	1,162
	Waged Staff Employment Costs	839	27,294	-	-	40,298	40,298	41,507
32301	Accomm. And Subs. Local Travel	36,802	25,000	21,375	19,826	23,513	24,218	24,944
32304	Transport: Mileage	363	375	-	250	-	-	-
32305	Transport: Air and Sea fares	34,349	20,000	24,000	30,752	26,400	27,192	28,008
32399	Transport: Other	-	188	188	45	207	213	219
32401	Accomm. And Subs. Intern Travel	21,394	25,000	36,419	28,153	40,061	41,263	42,501
32402	Airfare International Travel	16,699	35,000	29,616	21,715	32,578	33,555	34,562
32499	Other Cost on International Travel	-	-	-	-	-	-	-
32601	Electricity Charge	100,513	100,000	52,174	54,649	105,000	108,150	111,395
32602	Water Charge	1,201	2,625	1,320	1,428	2,256	2,324	2,393
32803	Communication Expenses	40,170	28,500	29,648	29,506	34,500	35,535	36,601
32806	Postage and Courier	2,016	2,500	262	187	2,500	2,575	2,652
32809	Line Rentals	20,836	-	-	-	-	-	-
33001	Office Supplies	8,782	14,500	14,500	14,488	15,000	15,450	15,914
33002	Printing and Binding	-	1,000	1,000	140	1,000	1,030	1,061
33003	Computer supplies	-	2,500	2,500	50	4,000	4,120	4,244
33004	Office Cleaning	-	188	-	-	200	206	212
33005	Security Expenses	52,980	100,000	59,109	57,906	100,000	103,000	106,090
33101	Subscriptions	33,710	50,000	50,000	10,334	45,000	46,350	47,741
33103	Purchase of Law Books	2,334	20,000	20,000	2,233	20,000	20,600	21,218
33516	Pest Control Services	-	188	188	-	188	194	199
33718	Repair of Office Equipment	-	156	156	-	156	161	166
34305	Professional and Consultancy	949,976	700,000	1,200,000	1,161,615	1,300,000	1,339,000	1,379,170
34701	Local Hosting and Entertainment	880	188	188	-	188	194	199
34704	Meetings and Conferences	-	-	-	-	21,000	1,030	1,061
35001	Local Training	-	2,500	2,500	2,313	10,000	10,300	10,609
35002	Overseas Training	3,330	2,500	2,500	1,199	6,000	6,180	6,365
35707	Contribution to Regional Institutions	-	35,000	35,000	25,089	35,000	36,050	37,132
	Operating Costs	1,326,335	1,167,908	1,582,643	1,461,876	1,824,746	1,858,888	1,914,655
37501	Claims Against Government	-	-	1,000,000	492,135	-	-	-
38028	Special Investigative Prosecution	-	-	-	-	-	-	-
38029	Civil Recovery Legal Costs	7,330,845	4,600,000	6,200,000	6,072,794	2,200,000	1,100,000	1,100,000
	Extraordinary Costs	7,330,845	4,600,000	7,200,000	6,564,929	2,200,000	1,100,000	1,100,000
	TOTAL COSTS	10,041,246	7,092,054	9,862,870	9,103,887	5,594,217	4,528,359	4,631,210

GOVERNMENT OF THE TURKS AND CAICOS ISLANDS

Estimate of Consolidated Fund Receipts and Payments for April 2014-March 2017

04 Attorney General's Chambers

Code	Crown Land Unit 104 Description	2012/2013	2013/2014			2014/2015	2015/2016	2016/2017
		Actual	Original Estimate	Revised Estimate	Unaudited Actual	Estimate	Estimate	Estimate
16004	Application Fees	51,815	51,815	51,815	18,880	51,815	53,629	55,506
17003	Crown Land Rents	1,068,276	1,088,204	1,088,204	578,485	600,000	621,000	642,735
TOTAL REVENUE		1,120,091	1,140,019	1,140,019	597,366	651,815	674,629	698,241
31001	Civil Servants - Salaries	166,656	273,140	274,843	274,843	202,740	202,740	208,822
31005	Overtime on PE	-	-	18,028	18,208	-	-	-
31008	Civil Servants - NI Cost	6,059	10,994	10,004	10,077	8,700	8,700	8,961
31010	Civil Servants - NHI Cost	5,234	9,222	8,831	9,217	7,282	7,282	7,500
31501	Civil Servants - Allowances	8,578	20,880	13,460	13,460	25,176	25,176	25,931
31505	Staff Housing Allowances	3,650	7,380	7,380	7,380	7,380	7,380	7,601
31506	Staff Telephone Allowance	180	3,240	1,800	1,800	3,720	3,720	3,832
31507	Staff Transportation Allowance	252	2,760	1,993	2,218	2,760	2,760	2,843
Civil Servants Employment Costs		190,608	327,616	336,339	337,203	257,758	257,758	265,491
32301	Accomm. And Subs.Local travel	638	10,350	6,849	4,208	6,500	6,695	6,896
32305	Transport: Air and Sea fares	5,973	11,490	5,143	6,625	5,719	5,891	6,067
32399	Transport Other Cost	-	-	-	-	320	330	339
32401	Accomm. And Subs.Intern. Travel	-	2,000	-	-	2,000	2,060	2,122
32402	Airfare International Travel	-	4,800	-	-	3,000	3,090	3,183
32499	Other Cost on International Travel	756	1,000	-	-	300	309	318
32601	Electricity Charge	-	5,000	99	4,120	8,640	8,899	9,166
32602	Water Charge	383	3,000	957	1,046	1,500	1,545	1,591
32803	Communication Expenses	2,800	5,000	3,751	3,025	8,580	8,837	9,103
32806	Postage and Courier	-	240	-	-	240	247	255
33001	Office Supplies	3,636	3,600	8,600	2,914	2,400	2,472	2,546
33002	Printing and Binding	-	-	-	152	300	309	318
33003	Computer Supplies	-	1,000	2,000	-	200	206	212
33004	Office Cleaning	378	-	-	242	-	-	-
33302	Field Studies	3,573	-	-	-	300	309	318
33399	Other Supplies Mat. & Equipment	3,624	1,600	1,600	639	2,400	2,472	2,546
33508	Fuel	-	1,080	1,080	-	140	144	149
33718	Repair of Office Equipment	-	480	480	309	960	989	1,018
34004	Hire of Heavy Equip. & Machinery	8,025	15,000	2,260	5,149	15,000	15,450	15,914
34305	Professional and Consultancy	8,688	10,000	2,000	1,786	10,000	10,300	10,609
34704	Meetings and Conferences	29	2,400	2,400	2,400	1,700	1,751	1,804
35001	Local Training	-	1,500	1,500	1,500	2,000	2,060	2,122
Operating Costs		38,503	79,540	38,719	34,116	72,199	74,365	76,596
TOTAL COSTS		229,111	407,156	375,058	371,319	329,957	332,123	342,087

GOVERNMENT OF THE TURKS AND CAICOS ISLANDS

Estimate of Consolidated Fund Receipts and Payments for April 2014-March 2017

04 Attorney General's Chambers

Code	Valuation Office 026 Description	2012/2013	2013/2014			2014/2015	2015/2016	2016/2017
		Actual	Original Estimate	Revised Estimate	Unaudited Actual	Estimate	Estimate	Estimate
31001	Civil Servants - Salaries	113,215	150,180	142,785	126,652	157,200	157,200	161,916
31008	Civil Servants - NI Cost	4,126	6,045	4,126	4,126	6,450	6,450	6,644
31010	Civil Servants - NHI Cost	3,892	5,412	4,190	4,190	5,919	5,919	6,097
31501	Civil Servants - Allowances	5,628	9,000	16,495	8,935	9,372	9,372	9,653
31505	Housing Allowance	11,875	12,270	5,165	7,680	18,120	18,120	18,664
31506	Staff Telephone Allowance	2,900	3,780	3,500	3,240	7,200	7,200	7,416
31507	Staff Transportation Allowance	3,575	5,160	10,950	3,900	2,700	2,700	2,781
	Civil Servants Employment Costs	145,211	191,846	187,211	158,723	206,961	206,961	213,170
32301	Accomm. And Subs.Local travel	955	3,002	822	867	3,904	4,021	4,142
32305	Transport: Air and Sea fares	3,118	3,000	3,316	3,817	4,300	4,429	4,562
32399	Transport Other	-	500	-	420	348	358	369
32401	Accomm. And Subs.Intern. Travel	2,600	2,000	-	-	4,424	4,557	4,693
32402	Airfare International Travel	8,608	13,000	12,658	9,494	9,000	9,270	9,548
32499	Other Cost on International Travel	-	-	-	-	500	515	530
32601	Electricity Charge	-	2,400	-	-	1,000	1,030	1,061
32602	Water Charge	-	500	48	36	360	371	382
32803	Communication Expenses	3,088	3,600	2,946	2,237	3,600	3,708	3,819
33001	Office Supplies	1,347	2,000	2,000	1,253	2,720	2,802	2,886
33101	Subscriptions	1,356	1,500	1,500	403	4,500	4,635	4,774
33599	Other Operating Expenses	-	500	500	125	1,000	1,030	1,061
34305	Professional Consultancy	-	60,000	30,000	-	70,000	72,100	74,263
35002	Overseas Training	651	800	800	-	5,839	6,014	6,195
	Operating Costs	21,723	92,802	54,590	18,650	111,495	114,840	118,285
	TOTAL COSTS	166,934	284,648	241,801	177,374	318,456	321,801	331,455

GOVERNMENT OF THE TURKS AND CAICOS ISLANDS

Estimate of Consolidated Fund Receipts and Payments for April 2014-March 2017

04 Attorney General's Chambers

Survey and Mapping Department 054		2012/2013	2013/2014			2014/2015	2015/2016	2016/2017
Code	Description	Actual	Original Estimate	Revised Estimate	Unaudited Actual	Estimate	Estimate	Estimate
16029	Registration Fees		-	-	-	-	-	-
16032	Survey Fees	8,457	12,000	12,000	24,440	12,000	12,420	12,855
18009	Map Sales	22,250	23,182	23,182	20,494	23,182	23,993	24,833
18099	Other Receipts		500	500	270	500	518	536
TOTAL REVENUE		30,707	35,682	35,682	45,204	35,682	36,931	38,223
31001	Civil Servants - Salaries	249,251	270,811	268,556	268,556	322,020	322,020	331,681
31008	Civil Servants - NI Cost	10,896	10,900	12,406	12,406	12,796	12,796	13,180
31010	Civil Servants - NHI Cost	8,044	9,120	8,906	8,906	10,498	10,498	10,813
31501	Civil Servants - Allowances	21,679	20,460	28,050	28,074	29,012	29,012	29,882
31505	Staff Housing Allowances	197	5,400	11,620	13,040	14,220	14,220	14,647
31506	Staff Telephone Allowance	2,640	2,880	3,600	2,160	6,120	6,120	6,304
31507	Staff Transportation Allowance	1,536	4,440	3,900	3,728	15,520	15,520	15,986
Civil Servants Employment Costs		294,243	324,011	337,038	336,871	410,186	410,186	422,492
31101	Wages	28,090	42,271	29,498	30,677	30,677	30,677	31,597
31105	Wages - NI Cost	1,292	1,944	1,357	1,411	1,381	1,381	1,422
31108	Wages - NHI Cost	846	1,268	885	920	920	920	948
Waged Staff Employment Costs		30,228	45,483	31,740	33,009	32,978	32,978	33,967
32301	Accomm. And Subs.Local travel	2,983	6,000	6,954	5,047	7,649	7,879	8,115
32305	Transport: Air and Sea fares	4,432	8,000	8,832	4,270	9,715	10,007	10,307
32399	Transport Other	752	1,000	1,260	1,163	1,386	1,428	1,470
32401	Accomm. And Subs.Intern. Travel	3,100	5,000	4,973	5,170	5,470	5,634	5,803
32402	Airfare International Travel	1,794	6,000	-	1,655	6,401	6,593	6,791
32499	Other Cost on International Travel	1,451	2,002	133	100	146	151	155
32601	Electricity Charge	11,049	14,375	4,591	6,007	8,220	8,467	8,721
32602	Water Charge	143	2,299	-	-	1,200	1,236	1,273
32803	Communication Expenses	13,052	20,000	14,248	13,919	14,400	14,832	15,277
32809	Line Rentals	-	-	-	4,227	-	-	-
33001	Office Supplies	540	1,500	1,500	702	2,000	2,060	2,122
33003	Computer Supplies	114	500	500	-	6,401	6,593	6,791
33004	Office Cleaning	422	636	-	-	1,000	1,030	1,061
33101	Subscriptions	-	500	500	-	600	618	637
33302	Survey Field Supplies	1,453	3,837	3,837	1,498	4,240	4,367	4,498
33303	Surveying Equipment	3,065	13,000	13,000	11,911	13,550	13,957	14,375
33399	Other Supplies Mat. & Equipment	500	1,915	1,915	150	4,000	4,120	4,244
33802	Cleaning Material	-	504	504	-	-	-	-
34004	Hire of Heavy Equip. & Machinery	1,765	6,000	3,000	868	6,000	6,180	6,365
34305	Professional and Consultancy	9,568	36,000	31,000	16,571	36,000	37,080	38,192
34402	Maintenance of Hardware	589	996	996	-	12,000	12,360	12,731
34403	Computer Software License fees	19,000	32,000	52,000	55,986	32,000	32,960	33,949
34704	Meetings and Conferences	-	2,002	1,001	692	1,200	1,236	1,273
Operating Costs		75,771	164,066	150,744	129,938	173,579	178,787	184,150
TOTAL COSTS		400,242	533,560	519,522	499,817	616,743	621,951	640,609

GOVERNMENT OF THE TURKS AND CAICOS ISLANDS

Estimate of Consolidated Fund Receipts and Payments for April 2014-March 2017

04 Attorney General's Chambers

Code	Land Registry 066 Description	2012/2013	2013/2014			2014/2015	2015/2016	2016/2017
		Actual	Original Estimate	Revised Estimate	Unaudited Actual	Estimate	Estimate	Estimate
12002	Stamp Duty on Land Transactions	13,927,486	15,124,400	15,124,400	21,944,493	18,000,000	17,830,000	18,454,050
16029	Registration Fees	501,363	520,100	520,100	188,113	262,000	271,170	280,661
16040	Time Sharing Fees	3,200	3,200	3,200	50	-	-	-
16041	Fees for Official Searches and Insp.	183,574	170,214	170,214	181,887	73,500	76,073	78,735
TOTAL REVENUE		14,615,624	15,817,914	15,817,914	22,314,543	18,335,500	18,177,243	18,813,446
31001	Civil Servants - Salaries	152,173	222,900	234,900	232,158	222,900	222,900	229,587
31008	Civil Servants - NI Cost	6,470	8,972	8,744	8,744	4,248	4,248	4,375
31010	Civil Servants - NHI Cost	4,820	6,687	7,448	7,356	3,166	3,166	3,261
31501	Civil Servants - Allowances	6,646	18,360	17,280	5,287	40,980	40,980	42,209
31505	Staff Housing Allowance	7,723	22,480	15,680	19,550	20,400	20,400	21,012
31506	Staff Telephone Allowance	458	4,382	2,400	2,345	2,400	2,400	2,472
31507	Staff Transportation Allowance	230	2,640	5,520	5,987	5,520	5,520	5,686
Civil Servants Employment Costs		178,521	286,421	291,972	281,429	299,614	299,614	308,602
32301	Accomm. And Subs.Local travel	1,827	500	208	-	729	751	773
32305	Transport: Air and Sea fares	2,656	1,500	1,758	1,270	1,934	1,992	2,052
32402	Airfare International Travel	-	-	-	-	2,500	2,575	2,652
32499	Other Cost on International Travel	-	-	-	-	2,000	2,060	2,122
32601	Electricity Charge	-	6,000	-	-	3,000	3,090	3,183
32602	Water Charge	-	600	332	526	600	618	637
32803	Communication Expenses	1,915	2,100	708	1,238	2,100	2,163	2,228
32806	Postage and Courier	47	500	25	176	504	519	535
33001	Office Supplies	3,400	3,000	3,000	2,578	1,060	1,092	1,125
33002	Printing and Binding	180	250	250	138	250	258	265
33104	Technical References	2,076	2,500	2,500	675	1,000	1,030	1,061
33399	Other Supplies Mat. & Equipment	4,558	2,500	4,500	1,626	1,670	1,720	1,772
33505	Security Expenses	-	1,788	1,788	198	1,188	1,224	1,260
33718	Repair of Office Equipment	-	500	500	296	1,200	1,236	1,273
33802	Cleaning Material	-	500	500	277	500	515	530
34704	Meetings and Conferences	-	-	-	-	800	824	849
35001	Local Training	-	1,000	5,000	3,100	4,000	4,120	4,244
35002	Overseas Training	-	4,000	-	-	-	-	-
Operating Costs		16,659	27,238	21,069	12,098	25,035	25,786	26,559
TOTAL COSTS		195,180	313,659	313,041	293,527	324,649	325,400	335,162

GOVERNMENT OF THE TURKS AND CAICOS ISLANDS

Estimate of Consolidated Fund Receipts and Payments for April 2014-March 2017

05 Judiciary

Code	Judiciary 013 Description	2012/2013	2013/2014			2014/2015	2015/2016	2016/2017
		Actual	Original Estimate	Revised Estimate	Unaudited Actual	Estimate	Estimate	Estimate
13015	Liquor Licences	167,783	170,000	170,000	149,869	169,000	174,915	181,037
16010	Court and Office Fees	241,759	240,000	240,000	365,842	250,200	258,957	268,020
16014	Fines and Forfeitures	309,259	310,000	310,000	488,375	310,200	321,057	332,294
TOTAL REVENUE		718,801	720,000	720,000	1,004,085	729,400	754,929	781,352
31001	Civil Servants - Salaries	1,224,612	1,309,811	1,220,989	1,224,707	1,361,560	1,361,560	1,402,407
31008	Civil Servants - NI Cost	30,738	52,720	34,126	34,297	42,601	42,601	43,879
31010	Civil Servants - NHI Cost	43,472	46,084	40,902	41,013	48,520	48,520	49,976
31501	Civil Servants - Allowances	92,675	80,000	105,517	101,437	84,360	84,360	86,891
31505	Staff Housing Allowances	140,536	117,880	129,500	129,500	129,000	129,000	132,870
31506	Staff Telephone Allowance	17,031	9,072	16,710	16,710	14,760	14,760	15,203
31507	Staff Transport Allowance	29,329	19,386	33,453	28,936	27,660	27,660	28,490
Civil Servants Employment Costs		1,578,393	1,634,953	1,581,197	1,576,600	1,708,461	1,708,461	1,759,715
31101	Wages	28,265	-	10,748	11,575	-	-	-
31103	Wages - Overtime	1,495	-	-	-	-	-	-
31105	Wages - NI Cost	1,170	-	495	533	-	-	-
31108	Wages - NHI Cost	465	-	322	347	-	-	-
Waged Staff Employment Costs		31,395	-	11,565	12,455	-	-	-
32301	Accomm. And Subs. Local travel	26,204	36,500	9,035	11,716	9,939	10,237	10,544
32305	Transport: Air and Sea fares	55,658	60,000	65,234	59,858	71,757	73,910	76,127
32401	Accomm. And Subs. International Travel	2,902	10,000	4,232	3,174	4,655	4,795	4,939
32402	Airfare International Travel	12,680	25,000	11,059	8,913	12,165	12,530	12,906
32601	Electricity Charge	83,015	83,000	100,036	124,522	115,500	118,965	122,534
32602	Water Charge	1,631	3,000	3,916	3,030	5,700	5,871	6,047
32803	Communication Expenses	53,426	60,000	60,902	56,201	61,500	63,345	65,245
32805	Internet Charges	-	3,300	-	-	-	-	-
32806	Postage and Courier	351	2,160	362	5,308	2,400	2,472	2,546
33001	Office Supplies	26,435	50,000	41,000	34,975	50,500	52,015	53,575
33003	Computer Supplies	-	1,200	1,200	564	1,200	1,236	1,273
33103	Purchase of Law Books	17,099	10,200	10,200	9,094	10,200	10,506	10,821
33521	Court Costs	19,302	102,000	102,000	99,742	96,000	98,880	101,846
33522	Juror Costs	53,785	84,000	168,000	122,074	102,000	105,060	108,212
33523	Court of Appeal	293,098	330,000	330,000	265,950	332,000	341,960	352,219
33599	Other Operating Expenses	1,444	2,040	2,040	1,564	1,875	1,931	1,989
34002	Rental of Building	47,582	70,000	60,000	47,210	72,000	74,160	76,385
34311	Translation of Transcripts	9,594	17,000	32,000	27,991	31,800	32,754	33,737
36011	Legal Aide	516,308	564,000	564,000	501,145	581,400	598,842	616,807
38099	Other Sundry Expenses	-	2,040	2,040	1,721	1,800	1,854	1,910
Operating Costs		1,220,513	1,515,440	1,567,256	1,384,752	1,564,391	1,611,323	1,659,662
33531	SIPT Legal Aide Costs	1,439	2,450,000	2,450,000	636,489	4,526,750	-	-
33532	Civil Recovery Court Costs	12,351	100,800	100,800	34,043	103,250	52,000	26,000
Extraordinary Costs		13,790	2,550,800	2,550,800	670,532	4,630,000	52,000	26,000
TOTAL COSTS		2,844,091	5,701,193	5,710,818	3,644,338	7,902,852	3,371,784	3,445,377

GOVERNMENT OF THE TURKS AND CAICOS ISLANDS

Estimate of Consolidated Fund Receipts and Payments for April 2014-March 2017

07 Office of the Premier Culture & Ministry of Tourism

Code	Office of the Premier Culture & Ministry of Tourism 015 Description	2012/2013	2013/2014			2014/2015	2015/2016	2016/2017
		Actual	Original Estimate	Revised Estimate	Unaudited Actual	Estimate	Estimate	Estimate
31001	Civil Servants - Salaries	-	270,940	233,598	230,998	361,210	361,210	372,046
31008	Civil Servants - NI Cost	-	7,438	5,901	5,818	9,627	9,627	9,916
31010	Civil Servants - NHI Cost	-	8,578	6,884	6,884	8,988	8,988	9,258
31501	Civil Servants - Allowances	-	15,000	1,663	1,663	18,456	18,456	19,010
31506	Telephone Allowance	-	-	600	600	2,400	2,400	2,472
31507	Transport Allowance	-	-	1,110	1,110	2,220	2,220	2,287
	Civil Servants Employment Costs	-	301,956	249,756	247,072	402,901	402,901	414,988
31101	Wages	-	77,496	17,225	18,425	56,268	56,268	57,956
31105	Wages - NI Cost	-	3,565	792	848	2,784	2,784	2,868
31108	Wages - NHI Cost	-	2,325	517	553	1,848	1,848	1,903
	Waged Staff Employment Costs	-	83,386	18,534	19,825	60,900	60,900	62,727
32301	Accomm. And Subs.Local travel	-	20,000	24,656	21,325	27,122	27,935	28,773
32303	Minister's Local Travel	-	30,000	7,872	11,385	8,659	8,919	9,187
32305	Transport: Air and Sea fares	-	20,000	28,220	21,097	31,042	31,973	32,932
32399	Transport: Other	-	2,400	7,233	5,981	7,956	8,195	8,441
32401	Accomm. And Subs.Intern. Travel	-	40,000	53,000	43,361	23,600	24,308	25,037
32402	Airfare International Travel	-	60,000	55,000	47,517	31,246	32,183	33,149
32403	Minister's Airfare	-	-	-	-	23,954	24,673	25,413
32404	Minister's Travel Allowance	-	-	-	-	40,000	41,200	42,436
32601	Electricity Charge	-	30,000	60,000	60,288	43,000	44,290	45,619
32602	Water Charge	-	10,000	7,000	5,384	5,000	5,150	5,305
32803	Communication Expenses	-	24,000	21,355	14,917	15,800	16,274	16,762
32806	Postage and Courier	-	2,000	200	-	2,000	2,060	2,122
33001	Office Supplies	-	7,500	8,500	7,374	7,500	7,725	7,957
33002	Printing and Binding	-	3,000	3,000	1,807	3,000	3,090	3,183
33003	Computer Supplies	-	2,500	3,000	1,563	3,000	3,090	3,183
33399	Other Supplies Mat. & Equipment	-	2,000	4,500	4,327	2,000	2,060	2,122
33599	Other Operating Expenses (London Office)	-	-	-	-	211,000	217,330	223,850
33718	Repair of Office Equipment	-	1,500	1,500	1,131	1,500	1,545	1,591
33719	Repairs and Servicing of Vehicles	-	5,000	5,000	3,253	3,400	3,502	3,607
34201	Awards and Prizes	-	10,000	10,000	2,587	10,000	10,300	10,609
34207	Board Expenses	-	12,000	12,000	15,253	31,800	32,754	33,737
34231	Protocol Office Expenses	-	20,000	20,000	15,926	12,000	12,360	12,731
34305	Professional and Consultancy	-	10,000	10,000	5,851	18,000	18,540	19,096
34701	Local Hosting and Entertainment	-	30,000	35,000	28,633	37,500	38,625	39,784
34703	Intern. Hosting and Entertainment	-	10,000	5,000	2,727	10,000	10,300	10,609
34704	Meetings and Conferences	-	15,000	20,000	16,092	15,000	15,450	15,914
35001	Local Training	-	5,000	9,396	725	2,000	2,060	2,122
35002	Overseas Training	-	5,000	3,500	3,150	2,000	2,060	2,122
35707	Contributions Regional Inst.	-	38,000	30,000	29,832	5,000	5,150	5,305
35799	CARICOM Contribution	-	-	-	-	41,365	42,606	43,884
35803	Contributions to Local Organisations	-	25,000	20,500	20,326	19,500	20,085	20,688
35806	Subvention to the National Trust	100,000	100,000	100,000	83,333	100,000	103,000	106,090
38099	Other Sundry Expenses	-	5,000	10,000	8,400	6,500	6,695	6,896
	Operating Costs	100,000	544,900	575,432	483,544	801,444	825,487	850,252
	TOTAL COSTS	100,000	930,242	843,722	750,441	1,265,245	1,289,288	1,327,967

Code	Tourist Board 125 Description	2012/2013	2013/2014			2014/2015	2015/2016	2016/2017
		Actual	Original Estimate	Revised Estimate	Unaudited Actual	Estimate	Estimate	Estimate
35804	Subvention Tourist Board	2,025,000	2,025,000	2,025,000	2,025,000	2,525,000	2,525,000	2,525,000
	TOTAL COSTS	2,025,000	2,025,000	2,025,000	2,025,000	2,525,000	2,525,000	2,525,000

GOVERNMENT OF THE TURKS AND CAICOS ISLANDS

Estimate of Consolidated Fund Receipts and Payments for April 2014-March 2017

07 Office of the Premier Culture & Ministry of Tourism

Code	Gaming Department 024 Description	2012/2013	2013/2014			2014/2015	2015/2016	2016/2017
		Actual	Original Estimate	Revised Estimate	Unaudited Actual	Estimate	Estimate	Estimate
11008	Gaming Machine Tax	2,243,041	2,283,040	2,283,040	1,820,854	2,283,040	2,362,946	2,445,650
11009	Casino Winning Tax	213,182	215,000	215,000	178,278	215,000	222,525	230,313
11012	Lottery Tax	228,438	228,500	228,500	196,183	228,500	236,498	244,775
13008	Casino and Slot Parlours Licence	100,200	147,667	147,667	175,300	147,667	152,835	158,185
13010	Casino Permits and Certificates	1,100	1,250	1,250	4,550	1,250	1,294	1,339
13019	Gaming Location Licence	111,500	128,500	128,500	289,500	128,500	132,998	137,652
13020	Casino Certificates	300	-	-	18,100	-	-	-
TOTAL REVENUE		2,897,761	3,003,957	3,003,957	2,682,765	3,003,957	3,109,095	3,217,914
31001	Civil Servants - Salaries	204,327	270,180	222,944	222,944	271,020	271,020	279,151
31008	Civil Servants - NI Cost	10,605	12,503	10,943	10,943	12,594	12,594	12,972
31010	Civil Servants - NHI Cost	6,922	9,627	7,433	7,433	9,754	9,754	10,047
31501	Civil Servants - Allowances	22,550	24,720	22,900	22,900	19,200	19,200	19,776
31505	Staff Housing Allowances	6,150	-	-	-	9,600	9,600	9,888
31506	Staff Telephone Allowance	5,500	5,610	6,000	6,000	6,000	6,000	6,180
31507	Staff Transportation Allowance	17,710	20,400	19,320	19,320	19,320	19,320	19,900
Civil Servants Employment Costs		273,763	343,039	289,540	289,541	347,488	347,488	357,913
31101	Wages	3,970	-	-	-	-	-	-
31105	Wages - NI Cost	183	-	-	-	-	-	-
31108	Wages - NHI Cost	119	-	-	-	-	-	-
Waged Staff Employment Costs		4,272	-	-	-	-	-	-
32301	Accomm. And Subs. Local travel	456	2,000	1,000	-	1,100	1,133	1,167
32305	Transport: Air and Sea fares	4,607	2,500	2,613	1,960	2,874	2,961	3,049
32401	Accomm. And Subs. Intern. Travel	2,650	3,000	3,667	2,750	4,034	4,155	4,279
32402	Airfare International Travel	1,939	2,500	1,397	1,048	1,537	1,583	1,630
32601	Electricity Charge	178	7,000	172	-	2,400	2,472	2,546
32602	Water Charges	-	1,000	-	-	1,000	1,030	1,061
32801	Facsimile Local Cost	2,455	-	-	-	-	-	-
32803	Communication Expenses	834	3,000	5,730	3,913	4,200	4,326	4,456
33001	Office Supplies	796	1,500	1,500	-	1,500	1,545	1,591
34704	Meetings and Conferences	1,000	1,000	1,000	775	1,000	1,030	1,061
35001	Local Training	-	1,000	1,000	-	1,000	1,030	1,061
35002	Overseas Training	975	1,500	1,500	1,250	1,000	1,030	1,061
Operating Costs		15,890	26,000	19,579	11,696	21,645	22,294	22,963
TOTAL COSTS		293,925	369,039	309,119	301,237	369,133	369,782	380,876

GOVERNMENT OF THE TURKS AND CAICOS ISLANDS

Estimate of Consolidated Fund Receipts and Payments for April 2014-March 2017

07 Office of the Premier Culture & Ministry of Tourism

Code	Department of Culture 123 Description	2012/2013	2013/2014			2014/2015	2015/2016	2016/2017
		Actual	Original Estimate	Revised Estimate	Unaudited Actual	Estimate	Estimate	Estimate
18099	Other Receipts	-	4,600	4,600	-	4,600	4,761	4,928
	TOTAL REVENUE	-	4,600	4,600	-	4,600	4,761	4,928
31001	Civil Servants - Salaries	-	127,000	126,936	126,936	127,000	127,000	130,810
31008	Civil Servants - NI Cost	-	5,276	3,987	3,987	4,685	4,685	4,826
31010	Civil Servants - NHI Cost	-	3,932	3,817	3,817	3,936	3,936	4,054
31501	Allowances	-	-	-	-	1,200	1,200	1,236
31507	Staff Transport Allowance	-	4,080	3,160	3,160	3,000	3,000	3,090
	Civil Servants Employment Costs	-	140,288	137,900	137,900	139,821	139,821	144,016
32301	Accomm. And Subs.Local travel	-	1,100	605	100	666	685	706
32305	Transport: Air and Sea Fares	-	3,800	4,715	2,390	5,187	5,342	5,502
32401	Accomm. Travel & Sub - International	-	-	-	-	-	-	-
32402	Airfare International Travel	-	-	-	-	-	-	-
32601	Electricity Charge	-	1,200	1,228	1,001	1,200	1,236	1,273
32602	Water Charge	-	300	201	191	300	309	318
32801	Facsimile Local Cost	-	-	-	2,660	-	-	-
32803	Communication Costs	-	3,600	3,546	-	3,600	3,708	3,819
32806	Postage and Courier	-	1,800	750	-	1,350	1,391	1,432
33001	Office Supplies	-	-	-	-	1,540	1,586	1,634
34002	Rental of Building	-	16,800	6,800	-	16,800	17,304	17,823
34702	National Celebrations	-	35,100	58,100	12,971	75,100	77,353	79,674
35803	Subvention to Culture	-	-	-	2,500	-	-	-
	Operating Costs	-	63,700	75,945	21,813	105,742	108,914	112,182
	TOTAL COSTS	-	203,988	213,845	159,713	245,563	248,735	256,197

GOVERNMENT OF THE TURKS AND CAICOS ISLANDS

Estimate of Consolidated Fund Receipts and Payments for April 2014-March 2017

14 Statutory Charges & Development Contributions

Code	Pensions and Gratuities - Statutory Charges 022 Description	2012/2013	2013/2014			2014/2015	2015/2016	2016/2017
		Actual	Original Estimate	Revised Estimate	Unaudited Actual	Estimate	Estimate	Estimate
31008	National Insurance on PE	1,203	-	-	2,301	-	-	-
31010	Civil Servants - NHI Cost	38,404	-	-	8,551	-	-	-
32101	Gratuities	1,563,183	1,565,000	2,005,000	950,173	1,565,000	1,611,950	1,660,309
32102	Pensions	3,962,048	4,136,040	4,027,754	3,967,505	4,186,000	4,311,580	4,440,927
	Operating Costs	5,564,838	5,701,040	6,032,754	4,928,529	5,751,000	5,923,530	6,101,236
	TOTAL COSTS	5,564,838	5,701,040	6,032,754	4,928,529	5,751,000	5,923,530	6,101,236
Code	Development Fund Contributions 023 Description	2012/2013	2013/2014			2014/2015	2015/2016	2016/2017
		Actual	Original Estimate	Revised Estimate	Unaudited Actual	Estimate	Estimate	Estimate
18055	Capital Grants	13,102,715	1,445,988	1,445,988	50,775	210,600	115,502	4,000,000
18057	Land Sales	11,161,356	3,000,000	3,000,000	1,821,744	1,100,000	1,100,000	1,100,000
18058	NFF Contributions	-	815,081	815,081	4,563,659	-	-	-
18099	Sale of Shares	7,499,954	-	-	-	-	-	-
	TOTAL CAPITAL RECEIPTS	31,764,025	5,261,069	5,261,069	6,436,178	1,310,600	1,215,502	5,100,000
34599	Catastrophic Risk Insurance	250,121	250,000	250,000	250,000	375,000	382,500	393,975
	Operating Costs	250,121	250,000	250,000	250,000	375,000	382,500	393,975
31001	Salaries	157,579	-	-	-	-	-	-
31008	National Insurance on PE	14,122	-	-	-	-	-	-
38026	Commission of Inquiry Expenses	465	-	-	-	-	-	-
38027	Outstanding Medical Expenses	797	-	-	-	-	-	-
38030	Outstanding Bills (Payment Plans)	1,408,217	-	-	-	-	-	-
38031	Medical Contingency	279,760	-	-	-	-	-	-
38301	Contingency	66,235	-	-	-	-	-	-
38401	Provision for Investment in Milestones	393,116	-	-	-	-	-	-
38404	PSR Programme	5,013,534	-	-	-	-	-	-
38405	Provision for Democratic Services	1,052,876	-	-	-	-	-	-
39301	Contribution to the Development Fund	15,162,266	16,776,757	10,766,845	9,712,115	12,829,095	11,010,100	10,536,443
	Extraordinary Costs	23,548,967	16,776,757	10,766,845	9,712,115	12,829,095	11,010,100	10,536,443
	TOTAL COSTS	23,799,088	17,026,757	11,016,845	9,962,115	13,204,095	11,392,600	10,930,418

GOVERNMENT OF THE TURKS AND CAICOS ISLANDS

Estimate of Consolidated Fund Receipts and Payments for April 2014-March 2017

14 *Statutory Charges & Development Contributions*

Code	Debt Servicing 068 Description	2012/2013	2013/2014			2014/2015	2015/2016	2016/2017
		Actual	Original Estimate	Revised Estimate	Unaudited Actual	Estimate	Estimate	Estimate
33503	Bank Charges	-	200,000	17,500	339,300	17,500	18,025	18,566
37501	Claims Against Government	-	300,000	300,000	289,827	150,000	-	-
39001	Interest on Loans - TCInvest	231,840	259,000	419,000	317,796	-	-	-
39101	Interest on Loans	7,273,739	7,275,000	7,275,000	7,106,307	7,100,000	6,740,000	5,163,645
	Operating Costs	7,505,579	8,034,000	8,011,500	8,053,229	7,267,500	6,758,025	5,182,211
	TOTAL COSTS	7,505,579	8,034,000	8,011,500	8,053,229	7,267,500	6,758,025	5,182,211
Code	Contingency Funding 127 Description	2012/2013	2013/2014			2014/2015	2015/2016	2016/2017
		Actual	Original Estimate	Revised Estimate	Unaudited Actual	Estimate	Estimate	Estimate
38031	Medical Contingency		-	-	-			
38301	Contingency Funding		5,000,000	-	-	4,705,000	4,875,000	4,871,250
	Extraordinary Costs	-	5,000,000	-	-	4,705,000	4,875,000	4,871,250
	TOTAL COSTS	-	5,000,000	-	-	4,705,000	4,875,000	4,871,250

GOVERNMENT OF THE TURKS AND CAICOS ISLANDS

Estimate of Consolidated Fund Receipts and Payments for April 2014-March 2017

16 Ministry of Border Control and Labour

Code	Ministry of Border Control and Labour 096 Description	2012/2013	2013/2014			2014/2015	2015/2016	2016/2017
		Actual	Original Estimate	Revised Estimate	Unaudited Actual	Estimate	Estimate	Estimate
16024	Naturalisation Fees	-	-	-	-	-	-	-
	TOTAL REVENUE	-	-	-	-	-	-	-
31001	Civil Servants - Salaries	283,673	394,380	340,657	339,850	320,340	320,340	329,950
31005	Civil Servants - Overtime	1,422	-	-	-	-	-	-
31008	Civil Servants - NI Cost	6,933	10,445	8,959	9,278	9,329	9,329	9,609
31010	Civil Servants - NHI Cost	8,351	12,443	11,102	11,078	10,218	10,218	10,525
31501	Civil Servants - Allowances	13,576	6,000	16,907	15,977	13,884	13,884	14,301
31505	Staff Housing Allowances	-	10,200	2,550	2,550	-	-	-
31506	Staff Telephone Allowance	2,473	1,440	3,128	2,628	1,800	1,800	1,854
31507	Staff Transport Allowance	3,435	2,760	4,284	4,284	2,760	2,760	2,843
	Civil Servants Employment Costs	319,863	437,668	387,587	385,645	358,331	358,331	369,081
31101	Wages	1,308	-	-	-	-	-	-
31105	Wages - NI Cost	60	-	-	-	-	-	-
31108	Wages - NHI Cost	39	-	-	(403)	-	-	-
	Waged Staff Employment Costs	1,407	-	-	(403)	-	-	-
32301	Accomm. And Subs.Local travel	4,212	7,500	8,408	6,801	9,249	9,526	9,812
32303	Minister's Local Travel	-	11,400	5,199	5,461	5,719	5,890	6,067
32304	Transport Mileage	-	-	-	-	-	-	-
32305	Transport: Air and Sea fares	14,767	15,000	14,665	14,744	16,132	16,615	17,114
32401	Accomm. And Subs.Intern. Travel	2,009	3,500	4,000	3,970	6,046	6,227	6,414
32402	Airfare International Travel	1,352	5,000	1,878	1,250	2,066	2,128	2,192
32403	Minister's Airfare International Travel	-	7,800	7,100	7,037	6,586	6,783	6,987
32404	Minister's International Travel Allowance	-	10,000	10,500	7,735	15,718	16,189	16,675
32499	Other Cost on International Travel	-	2,000	84	-	92	95	98
32601	Electricity Charge	19,360	35,000	14,344	13,935	33,600	34,608	35,646
32602	Water Charge	-	3,000	84	63	3,090	3,183	3,278
32803	Communication Expenses	2,699	10,000	10,900	(852)	10,300	10,609	10,927
32806	Postage and Courier	20	100	26	20	500	515	530
33001	Office Supplies	8,831	9,000	11,495	8,752	9,720	10,012	10,312
33003	Computer Supplies	952	1,500	3,500	1,094	2,400	2,472	2,546
33399	Other Supplies Mat.& Equipment	2,749	3,000	5,000	4,492	3,090	3,183	3,278
33599	Other Operating Expenses	-	3,000	3,000	2,830	3,090	3,183	3,278
34243	Appeals Tribunal	26,659	35,000	48,250	48,127	36,050	37,132	38,245
34305	Professional and Consultancy	9,626	10,082	4,096	2,898	10,000	10,300	10,609
34701	Local Hosting and Entertainment	-	2,500	3,500	2,336	2,600	2,678	2,758
34703	Intern. Hosting and Entertainment	-	2,500	1,250	771	2,400	2,472	2,546
34704	Meetings and Conferences	3,350	4,500	4,500	4,289	4,800	4,944	5,092
35001	Local Training	1,978	2,500	1,300	-	4,800	4,944	5,092
35002	Overseas Training	-	1,200	1,200	-	4,800	4,944	5,092
35501	Advertising	1,500	1,700	300	-	1,750	1,803	1,857
38099	Other Sundry Expenses	27,200	10,000	10,000	9,238	10,000	10,300	10,609
	Operating Costs	127,264	196,782	174,579	144,991	204,597	210,734	217,057
	TOTAL COSTS	448,534	634,450	562,166	530,234	562,928	569,065	586,137

GOVERNMENT OF THE TURKS AND CAICOS ISLANDS

Estimate of Consolidated Fund Receipts and Payments for April 2014-March 2017

16 Ministry of Border Control and Labour

Code	Immigration Department 061 Description	2012/2013	2013/2014			2014/2015	2015/2016	2016/2017
		Actual	Original Estimate	Revised Estimate	Unaudited Actual	Estimate	Estimate	Estimate
16016	ID Card Fees	1,800	-	-	1,150	-	-	-
16066	Temporary Work Permits	790,095	800,000	800,000	629,500	800,010	828,010	856,991
18012	Overtime Cost Recovered	542,885	560,000	560,000	559,065	560,010	579,610	599,897
18030	Visas	194,225	200,000	200,000	256,805	200,010	207,010	214,256
TOTAL REVENUE		1,529,005	1,560,000	1,560,000	1,446,520	1,560,030	1,614,631	1,671,143
31001	Civil Servants - Salaries	1,053,729	1,630,424	1,240,217	1,267,812	1,628,820	1,628,820	1,677,685
31005	Civil Servants - Overtime	216,345	155,000	232,273	243,816	150,000	150,000	154,500
31008	Civil Servants - NI Cost	63,359	71,863	65,959	67,414	73,695	73,695	75,906
31010	Civil Servants - NHI Cost	48,503	61,153	52,093	53,187	59,193	59,193	60,969
31501	Civil Servants - Allowances	216,968	216,240	239,865	245,436	282,636	282,636	291,115
31505	Staff Housing Allowances	78,213	14,760	19,935	19,935	37,140	37,140	38,254
31506	Staff Telephone Allowance	6,498	6,936	9,759	9,819	12,000	12,000	12,360
31507	Staff Transport Allowance	10,557	15,060	13,380	13,380	17,820	17,820	18,355
Civil Servants Employment Costs		1,694,172	2,171,437	1,873,482	1,920,799	2,261,304	2,261,304	2,329,143
31101	Wages	383	-	-	-	-	-	-
31105	Wages - NI Cost	23	-	-	-	-	-	-
31108	Wages - NHI Cost	15	-	-	-	-	-	-
Waged Staff Employment Costs		421	-	-	-	-	-	-
32301	Accomm. And Subs.Local Travel	10,942	12,500	11,056	9,278	12,162	12,526	12,902
32305	Transport: Air and Sea fares	12,176	10,200	12,178	10,862	13,396	13,798	14,212
32401	Accomm. And Subs.Intern. Travel	1,818	2,000	1,370	800	1,507	1,552	1,599
32402	Airfare International Travel	-	1,500	528	471	251	258	266
32601	Electricity Charge	59,377	50,000	46,228	44,328	50,400	51,912	53,469
32602	Water Charge	311	700	184	156	1,800	1,854	1,910
32803	Communication Expenses	28,809	30,000	30,563	25,631	30,000	30,900	31,827
32806	Postage and Courier	25	75	-	-	1,200	1,236	1,273
33001	Office Supplies	3,680	3,700	10,500	7,791	3,720	3,832	3,947
33002	Printing and Binding	-	500	1,300	1,177	540	556	573
33003	Computer Supplies	942	1,000	1,400	1,253	1,020	1,051	1,082
33005	Security Expenses	7,920	15,000	12,500	12,259	19,992	20,592	21,210
33301	Purchase of Passports	118	-	-	-	-	-	-
33399	Other Supplies Mat. & Equipment	4,543	6,000	6,500	6,221	8,000	8,240	8,487
33529	Radar Operations Expenses	70,530	100,000	100,000	87,814	103,300	106,399	109,591
33718	Repair of Office Equipment	400	600	1,800	1,559	600	618	637
33801	Uniforms & Protective Clothing	3,512	10,320	10,320	3,443	24,996	25,746	26,518
33802	Cleaning Material	-	350	350	-	600	618	637
34005	Hire of Transport	850	850	850	263	1,200	1,236	1,273
34401	Maintenance of Software	3,374	14,000	14,800	-	15,000	15,450	15,914
34701	Local Hosting and Entertainment	64	250	300	266	600	618	637
35001	Local Training	8,517	15,000	15,000	9,183	15,000	15,450	15,914
35002	Overseas Training	-	750	750	-	5,400	5,562	5,729
38013	Repatriation & Detention Expenses	1,271,497	1,040,000	1,440,000	1,286,505	1,080,000	1,112,400	1,145,772
Operating Costs		1,489,403	1,315,295	1,718,477	1,509,259	1,390,683	1,432,404	1,475,376
TOTAL COSTS		3,183,996	3,486,732	3,591,958	3,430,058	3,651,987	3,693,708	3,804,519

GOVERNMENT OF THE TURKS AND CAICOS ISLANDS

Estimate of Consolidated Fund Receipts and Payments for April 2014-March 2017

16 Ministry of Border Control and Labour

Code	Employment Services Department 062 Description	2012/2013	2013/2014			2014/2015	2015/2016	2016/2017
		Actual	Original Estimate	Revised Estimate	Unaudited Actual	Estimate	Estimate	Estimate
16018	Labour Clearance Fees	569,405	575,000	575,000	663,944	550,000	569,250	589,174
16034	Work Permit Repatriation Program	425,730	420,000	420,000	1,130,285	500,000	517,500	535,613
16035	Work Permit and Residency Fees	10,912,994	11,639,000	11,639,000	13,319,670	13,950,000	14,438,250	14,943,589
	TOTAL REVENUE	11,908,129	12,634,000	12,634,000	15,113,899	15,000,000	15,525,000	16,068,375
31001	Civil Servants - Salaries	408,349	601,885	537,180	528,480	602,100	602,100	620,163
31005	Civil Servants - Overtime	5,700	-	-	-	-	-	-
31008	Civil Servants - NI Cost	16,733	24,226	23,375	22,973	27,050	27,050	27,862
31010	Civil Servants - NHI Cost	13,432	20,572	18,087	17,750	21,349	21,349	21,989
31501	Civil Servants - Allowances	56,101	61,260	68,829	68,079	83,952	83,952	86,471
31505	Staff Housing Allowances	2,385	-	-	-	-	-	-
31506	Telephone Allowance	4,428	4,680	4,680	4,680	4,680	4,680	4,820
31507	Staff Transport Allowance	13,223	17,916	20,173	20,173	20,904	20,904	21,531
	Civil Servants Employment Costs	520,351	730,539	672,324	662,134	760,035	760,035	782,836
32301	Accomm. And Subs.Local travel	4,394	4,500	2,493	2,295	2,742	2,825	2,909
32305	Transport: Air and Sea fares	8,425	7,800	5,160	5,035	5,126	5,280	5,438
32399	Transport Other	-	500	67	50	74	76	78
32401	Accomm. And Subs.Intern. Travel	690	3,090	-	-	-	-	-
32402	Airfare International Travel	3,924	3,090	-	-	-	-	-
32499	Other Cost on International Travel	-	-	-	-	-	-	-
32601	Electricity Charge	17,878	22,000	40,749	40,453	20,400	21,012	21,642
32602	Water Charge	2,073	3,500	4,113	3,892	3,500	3,605	3,713
32803	Communication Expenses	6,386	9,000	7,181	6,857	9,000	9,270	9,548
32806	Postage and Courier	-	252	100	20	252	260	267
33001	Office Supplies	6,825	8,240	12,840	10,280	8,000	8,240	8,487
33002	Printing and Binding	1,102	1,030	1,030	734	1,050	1,082	1,114
33003	Computer Supplies	-	-	-	-	-	-	-
33005	Security Expenses	2,075	2,200	1,700	1,638	-	-	-
33103	Purchase of Law Book	-	618	618	-	618	637	656
33399	Other Supplies Mat. & Equipment	1,359	1,500	1,500	648	1,500	1,545	1,591
33718	Repair of Office Equipment	-	-	-	-	-	-	-
33719	Repairs and Servicing of Vehicles	50	800	2,050	2,002	800	824	849
33801	Uniforms & Protective Clothing	2,200	1,133	1,133	979	1,600	1,648	1,697
33802	Cleaning Material	-	-	-	-	-	-	-
34207	Immigration Board Expenses	43,985	45,000	86,600	81,742	79,993	82,393	84,865
34704	Meetings and Conferences	3,337	3,084	3,084	1,174	3,084	3,177	3,272
35001	Local Training	472	2,000	2,000	1,340	1,998	2,058	2,120
35002	Overseas Training	-	2,000	2,000	-	2,000	2,060	2,122
35501	Advertising	-	325	325	-	320	330	339
38099	Other Sundry Expenses	357	500	2,500	1,265	500	515	530
	Operating Costs	105,532	122,162	177,243	160,402	142,557	146,834	151,239
	TOTAL COSTS	625,883	852,701	849,567	822,536	902,592	906,869	934,075

GOVERNMENT OF THE TURKS AND CAICOS ISLANDS

Estimate of Consolidated Fund Receipts and Payments for April 2014-March 2017

16 Ministry of Border Control and Labour

Code	Registration and Citizenship 073 Description	2012/2013	2013/2014			2014/2015	2015/2016	2016/2017
		Actual	Original Estimate	Revised Estimate	Unaudited Actual	Estimate	Estimate	Estimate
12001	Stamp Duty Miscellaneous	185,155	185,155	185,155	186,312	195,000	201,825	208,889
16024	Naturalisation Fees	444,869	445,000	445,000	275,080	230,400	238,464	246,810
16072	TCI Status	20,600	21,000	21,000	65,850	1,000,000	1,035,000	1,071,225
16073	Permanent Residency Fees	851,520	841,000	841,000	1,538,245	900,000	931,500	964,103
18008	Legal Fees Recovered	241,524	241,000	241,000	238,530	253,050	261,907	271,073
18029	Travel Documents (Passports)	292,545	311,000	311,000	228,820	210,000	217,350	224,957
18099	Other Receipts	1,550	1,400	1,400	2,220	1,470	1,521	1,575
18101	Immigration Refunds	(98,529)	(51,500)	(51,500)	(218,600)	-	-	-
TOTAL REVENUE		1,939,234	1,994,055	1,994,055	2,316,457	2,789,920	2,887,567	2,988,632
31001	Civil Servants - Salaries	202,317	223,800	211,920	211,920	253,440	253,440	261,043
31008	Civil Servants - NI Cost	6,453	9,008	9,510	9,463	10,802	10,802	11,126
31010	Civil Servants - NHI Cost	4,798	7,411	7,205	7,168	8,377	8,377	8,628
31501	Civil Servants - Allowances	12,144	9,588	23,680	22,680	14,340	14,340	14,770
31505	Staff Housing Allowance	5,196	9,960	4,580	2,835	7,380	7,380	7,601
31506	Staff Telephone Allowance	2,200	2,160	2,400	2,400	2,400	2,400	2,472
31507	Staff Transport Allowance	1,540	1,512	1,680	1,680	1,680	1,680	1,730
Civil Servants Employment Costs		234,648	263,439	260,975	258,146	298,419	298,419	307,372
31101	Wages	7,019	-	-	-	-	-	-
31105	Wages - NI Cost	111	-	-	-	-	-	-
31108	Wages - NHI Cost	73	-	-	-	-	-	-
Waged Staff Employment Costs		7,203	-	-	-	-	-	-
32301	Accomm. And Subs. Local Travel	1,853	3,090	1,587	1,225	1,746	1,798	1,852
32305	Transport: Air and Sea fares	5,945	5,150	4,500	4,389	4,180	4,305	4,435
32399	Transport Other	106	500	52	-	57	59	61
32401	Accomm. And Subs. International Travel	-	3,090	4,134	1,962	4,547	4,684	4,824
32402	Airfare International Travel	839	3,090	1,200	-	1,320	1,360	1,400
32499	Other Cost on International Travel	1,500	-	-	-	-	-	-
32601	Electricity Charge	6,350	17,000	22,032	21,463	14,400	14,832	15,277
32602	Water Charge	-	4,500	-	-	4,500	4,635	4,774
32803	Communication Expenses	6,994	7,000	6,050	6,037	7,008	7,218	7,435
32806	Postage and Courier	-	252	-	-	252	260	267
33001	Office Supplies	11,331	12,000	12,000	10,135	12,000	12,360	12,731
33002	Printing and Binding	-	2,500	2,500	-	2,496	2,571	2,648
33003	Computer Supplies	345	1,500	4,300	1,499	1,500	1,545	1,591
33005	Security Expenses	-	2,200	-	-	2,191	2,257	2,324
33301	Purchase of Passports	26,167	40,000	153,400	99,039	-	-	-
33399	Other Supplies Mat. & Equipment	242	1,854	1,854	-	1,860	1,916	1,973
33802	Cleaning Material	-	500	500	-	504	519	535
34401	Maintenance of Software	20,061	30,151	30,151	25,320	30,156	31,061	31,993
35001	Local Training	1,571	8,000	7,000	-	4,800	4,944	5,092
35002	Overseas Training	-	2,500	2,500	-	4,000	4,120	4,244
35501	Advertising	12,330	12,500	12,500	6,150	6,000	6,180	6,365
38099	Other Sundry Expenses	555	500	500	-	1,200	1,236	1,273
Operating Costs		96,189	157,877	266,760	177,218	104,717	107,859	111,095
TOTAL COSTS		338,040	421,316	527,735	435,364	403,136	406,278	418,466

GOVERNMENT OF THE TURKS AND CAICOS ISLANDS

Estimate of Consolidated Fund Receipts and Payments for April 2014-March 2017

16 Ministry of Border Control and Labour

Code	Labour Tribunal 087 Description	2012/2013	2013/2014			2014/2015	2015/2016	2016/2017
		Actual	Original Estimate	Revised Estimate	Unaudited Actual	Estimate	Estimate	Estimate
18099	Filing Fee/Misc	-	25,000	25,000		25,000	25,875	26,781
	TOTAL REVENUE	-	25,000	25,000	-	25,000	25,875	26,781
31001	Civil Servants - Salaries	147,480	194,940	151,175	178,275	181,560	181,560	187,007
31008	Civil Servants - NI Cost	5,707	7,846	5,497	6,056	6,702	6,702	6,903
31010	Civil Servants - NHI Cost	5,348	6,622	4,746	5,901	6,386	6,386	6,578
31501	Civil Servants - Allowances	13,375	13,080	14,800	16,800	16,200	16,200	16,686
31505	Housing Allowance	10,200	-	10,200	8,500	10,200	10,200	10,506
31506	Staff Telephone Allowance	1,890	7,200	1,655	1,755	1,620	1,620	1,669
31507	Staff Transport Allowance	2,908	5,520	2,640	2,760	2,760	2,760	2,843
	Civil Servants Employment Costs	186,908	235,209	190,713	220,047	225,428	225,428	232,191
31101	Wages	1,685	-	-	-	-	-	-
31105	Wages - NI Cost	78	-	-	-	-	-	-
31108	Wages - NHI Cost	(11)	-	-	403	-	-	-
	Waged Staff Employment Costs	1,752	-	-	403	-	-	-
32301	Accomm. And Subs. Local Travel	1,222	3,500	2,448	2,402	2,693	2,774	2,857
32305	Transport: Air and Sea fares	6,015	7,500	5,900	5,869	6,490	6,685	6,885
32399	Transport Other	455	300	260	230	11	11	12
32401	Accomm. And Subs. Int Travel	-	1,500	1,160	1,095	506	521	537
32402	Airfare International Travel	-	-	-	-	-	-	-
32601	Electricity Charge	12,535	15,054	14,289	13,696	15,506	15,971	16,450
32803	Communication Expenses	2,057	5,000	3,702	3,531	5,010	5,160	5,315
33001	Office Supplies	2,489	3,000	3,000	2,765	3,000	3,090	3,183
33002	Printing and Binding	202	800	800	638	850	876	902
33003	Computer Supplies	220	1,000	1,000	790	1,030	1,061	1,093
33005	Security Expenses	105	4,000	2,221	2,002	4,120	4,244	4,371
33103	Purchase of Law Books	-	1,000	1,000	537	1,030	1,061	1,093
33399	Other Supplies Mat. & Equipment	650	500	500	229	3,960	4,079	4,201
34225	Labour Tribunal Expenses	47,519	48,000	60,000	53,292	72,000	74,160	76,385
34704	Meetings and Conferences	1,062	8,000	7,000	6,970	8,280	8,528	8,784
35001	Local Training	-	3,000	3,000	3,000	4,680	4,820	4,965
35002	Overseas Training	673	5,000	2,800	2,732	5,200	5,356	5,517
35503	Public Relations	-	1,000	1,000	461	1,100	1,133	1,167
38099	Other Sundry Expenses	619	1,000	4,500	789	1,200	1,236	1,273
	Operating Costs	75,823	109,154	114,580	101,029	136,666	140,766	144,989
	TOTAL COSTS	264,483	344,363	305,293	321,479	362,094	366,194	377,180

GOVERNMENT OF THE TURKS AND CAICOS ISLANDS

Estimate of Consolidated Fund Receipts and Payments for April 2014-March 2017

51 Ministry of Environment & Home Affairs

Ministry of Environment & Home Affairs 109		2012/2013	2013/2014			2014/2015	2015/2016	2016/2017
Code	Description	Actual	Original Estimate	Revised Estimate	Unaudited Actual	Estimate	Estimate	Estimate
31001	Civil Servants - Salaries	285,862	390,638	355,749	353,931	278,518	278,518	286,874
31008	Civil Servants - NI Cost	7,439	8,700	12,776	11,178	7,983	7,983	8,222
31010	Civil Servants - NHI Cost	9,760	13,231	7,401	8,305	9,126	9,126	9,400
31501	Civil Servants - Allowances	30,221	25,272	29,188	29,641	23,892	23,892	24,609
31505	Staff Housing Allowances	12,200	16,000	7,200	7,200	-	-	-
31506	Staff Telephone Allowance	3,000	3,600	2,768	2,768	4,800	4,800	4,944
31507	Staff Transport Allowance	2,323	5,520	1,484	1,484	-	-	-
Civil Servants Employment Costs		350,805	462,962	416,566	414,507	324,319	324,319	334,049
31101	Wages	8,976	-	-	-	-	-	-
31105	Wages - NI Cost	413	-	-	-	-	-	-
31108	Wages - NHI Cost	269	-	-	-	-	-	-
Waged Staff Employment Costs		9,658	-	-	-	-	-	-
32301	Accomm. And Subs.Local travel	3,913	6,504	7,969	6,016	8,766	9,029	9,300
32303	Minister's Local Travel	-	20,895	7,192	11,164	7,911	8,149	8,393
32305	Transport: Air and Sea fares	16,089	15,000	10,781	8,881	11,859	12,215	12,581
32401	Accomm. And Subs.Intern. Travel	2,078	3,060	1,721	815	1,893	1,950	2,008
32402	Airfare International Travel	-	5,000	3,404	4,601	3,744	3,857	3,972
32403	Ministers Airfare International Travel	-	9,600	5,072	2,312	5,579	5,747	5,919
32404	Minister's Intern. Travel Allowance	-	16,815	13,885	6,328	15,274	15,732	16,204
32499	Other Cost on International Travel	-	510	106	-	117	120	124
32601	Electricity Charge	4,363	8,000	10,678	10,295	15,000	15,450	15,914
32602	Water Charge	268	2,040	336	322	2,040	2,101	2,164
32803	Communication Expenses	12,993	17,000	8,342	6,681	8,000	8,240	8,487
33001	Office Supplies	5,989	6,000	6,000	5,172	6,000	6,180	6,365
33003	Computer Supplies	383	400	400	893	400	412	424
33004	Office Cleaning	1,150	1,300	-	-	1,300	1,339	1,379
33005	Security Expense	461	500	-	-	500	515	530
33104	Technical References	250	-	-	-	-	-	-
33399	Other Supplies Mat.& Equipment	114	500	500	358	500	515	530
34305	Professional and Consultancy	4,189	2,500	2,500	2,243	2,500	2,575	2,652
34701	Local Hosting and Entertainment	-	5,090	2,090	1,668	5,090	5,243	5,400
34704	Meetings and Conferences	2,387	25,000	7,500	9,284	20,000	20,600	21,218
35001	Local Training	2,810	2,000	2,000	1,358	2,000	2,060	2,122
35002	Overseas Training	282	2,500	2,500	955	2,500	2,575	2,652
35799	Other Grants & Contributions	-	1,530	1,530	375	1,530	1,576	1,623
38099	Other Sundry Expenses	1,015	1,000	1,000	1,218	1,000	1,030	1,061
Operating Costs		58,734	152,744	95,506	80,938	123,503	127,208	131,024
TOTAL COSTS		419,197	615,706	512,072	495,445	447,822	451,527	465,073

GOVERNMENT OF THE TURKS AND CAICOS ISLANDS

Estimate of Consolidated Fund Receipts and Payments for April 2014-March 2017

51 Ministry of Environment & Home Affairs

District Administration 003		2012/2013	2013/2014			2014/2015	2015/2016	2016/2017
Code	Description	Actual	Original Estimate	Revised Estimate	Unaudited Actual	Estimate	Estimate	Estimate
31001	Civil Servants - Salaries	143,596	187,680	187,584	183,743	188,184	188,184	193,830
31008	Civil Servants - NI Cost	6,650	8,414	7,560	8,533	8,299	8,299	8,548
31010	Civil Servants - NHI Cost	4,643	6,271	3,434	4,369	6,186	6,186	6,372
31501	Civil Servants - Allowances	9,993	12,000	11,202	11,422	16,680	16,680	17,180
31505	Staff Housing Allowances	3,400	-	-	-	-	-	-
31506	Staff Telephone Allowance	2,664	4,800	5,373	4,963	4,800	4,800	4,944
31507	Staff Transport Allowance	2,369	4,560	2,240	2,660	1,680	1,680	1,730
Civil Servants Employment Costs		173,314	223,725	217,393	215,688	225,829	225,829	232,604
31101	Wages	17,782	-	8,112	8,736	-	-	-
31105	Wages - NI Cost	818	-	373	402	-	-	-
31108	Wages - NHI Cost	535	-	243	262	-	-	-
Waged Staff Employment Costs		19,135	-	8,728	9,400	-	-	-
32301	Accomm. And Subs.Local travel	7,476	8,000	14,694	14,569	16,163	16,648	17,148
32304	Transport Mileage	-	-	-	-	-	-	-
32305	Transport: Air and Sea fares	9,646	9,000	5,334	4,473	5,867	6,043	6,225
32399	Transport: Other	2,275	2,800	163	-	179	185	190
32601	Electricity Charge	41,651	39,000	21,401	20,720	39,000	40,170	41,375
32803	Communication Expenses	27,484	15,600	7,730	9,689	15,600	16,068	16,550
33001	Office Supplies	4,560	4,800	4,800	4,588	4,800	4,944	5,092
33003	Computer Supplies	402	400	400	-	1,000	1,030	1,061
33004	Office Cleaning	-	500	-	-	500	515	530
33399	Other Supplies Mat. & Equipment	325	1,900	1,900	512	1,900	1,957	2,016
34704	Meetings and Conferences	-	2,000	1,925	623	2,400	2,472	2,546
Operating Costs		93,819	84,000	58,347	55,174	87,410	90,032	92,733
TOTAL COSTS		286,268	307,725	284,468	280,262	313,239	315,861	325,337

GOVERNMENT OF THE TURKS AND CAICOS ISLANDS

Estimate of Consolidated Fund Receipts and Payments for April 2014-March 2017

51 Ministry of Environment and Home Affairs

Code	Road Safety Department 051 Description	2012/2013	2013/2014			2014/2015	2015/2016	2016/2017
		Actual	Original Estimate	Revised Estimate	Unaudited Actual	Estimate	Estimate	Estimate
13021	Vehicle Licences	2,992,326	3,330,000	3,330,000	2,873,833	3,330,000	3,446,550	3,567,179
13022	Drivers Licences	523,762	765,000	765,000	651,836	550,200	569,457	589,388
16063	Road Safety Fines	-	50,000	50,000	141	-	-	-
18028	Taxi Meters	498	-	-	360	-	-	-
	TOTAL REVENUE	3,516,586	4,145,000	4,145,000	3,526,170	3,880,200	4,016,007	4,156,567
31001	Civil Servants - Salaries	325,962	354,480	361,090	356,199	366,420	366,420	377,413
31005	Overtime on PE	2,520	-	-	-	-	-	-
31008	Civil Servants - NI Cost	16,386	16,552	16,855	16,697	15,908	15,908	16,385
31010	Civil Servants - NHI Cost	11,814	13,271	12,897	12,852	13,202	13,202	13,598
31501	Civil Servants - Allowances	42,236	46,440	43,817	42,917	43,632	43,632	44,941
31505	Staff Housing Allowances	34,640	31,140	30,096	29,481	23,760	23,760	24,473
31506	Staff Telephone Allowance	900	2,520	1,800	1,800	1,800	1,800	1,854
31507	Staff Transport Allowance	5,110	7,800	4,440	4,440	4,440	4,440	4,573
	Civil Servants Employment Costs	439,568	472,205	470,996	464,387	469,162	469,162	483,237
31101	Wages	4,315	-	-	-	-	-	-
31105	Wages - NI Cost	215	-	-	-	-	-	-
31108	Wages - NHI Cost	140	-	-	-	-	-	-
	Waged Staff Employment Costs	4,670	-	-	-	-	-	-
32301	Accomm. And Subs.Local travel	5,104	5,000	6,069	5,666	6,676	6,876	7,082
32305	Transport: Air and Sea fares	4,750	5,000	5,921	5,410	6,513	6,708	6,910
32601	Electricity Charge	21,129	20,000	22,181	22,284	19,700	20,291	20,900
32602	Water Charge	614	600	66	50	600	618	637
32803	Communication Expenses	14,299	10,000	11,375	11,322	8,000	8,240	8,487
32806	Postage and Courier	25	100	-	-	100	103	106
33001	Office Supplies	4,805	5,000	2,000	2,206	5,000	5,150	5,305
33002	Printing and Binding	661	-	-	-	-	-	-
33003	Computer Supplies	1,439	2,000	2,000	1,938	2,000	2,060	2,122
33005	Security Expenses	1,534	1,500	640	949	-	-	-
33801	Other Sundry Expenses	-	-	-	-	3,000	3,090	3,183
33103	Purchase of Law Books	-	200	200	161	200	206	212
33307	Drivers License Identification Cards	8,434	10,000	10,000	9,888	10,500	10,815	11,139
33399	Other Supplies Mat. & Equipment	24,928	25,000	18,000	23,176	25,000	25,750	26,523
33511	Port Charges Freight Handling Load	265	500	500	500	500	515	530
35001	Local Training	-	250	250	250	250	258	265
35503	Public Relations	-	200	200	125	200	206	212
38099	Other Sundry Expenses	-	200	200	150	-	-	-
	Operating Costs	87,986	85,550	79,602	84,075	88,239	90,886	93,613
	TOTAL COSTS	532,224	557,755	550,597	548,462	557,401	560,048	576,850

GOVERNMENT OF THE TURKS AND CAICOS ISLANDS

Estimate of Consolidated Fund Receipts and Payments for April 2014-March 2017

51 Ministry of Environment and Home Affairs

Code	Planning Department 055 Description	2012/2013	2013/2014			2014/2015	2015/2016	2016/2017
		Actual	Original Estimate	Revised Estimate	Unaudited Actual	Estimate	Estimate	Estimate
16026	PDA Application Fees	543,075	540,000	540,000	655,579	530,000	548,550	567,749
	TOTAL REVENUE	543,075	540,000	540,000	655,579	530,000	548,550	567,749
31001	Civil Servants - Salaries	272,528	402,422	401,874	361,561	408,780	408,780	421,043
31008	Civil Servants - NI Cost	12,594	18,078	17,305	15,179	18,807	18,807	19,371
31010	Civil Servants - NHI Cost	9,915	14,837	13,957	12,472	15,886	15,886	16,363
31501	Civil Servants - Allowances	53,057	61,710	66,420	64,644	76,356	76,356	78,647
31505	Staff Housing Allowances	17,668	16,920	31,687	26,574	26,520	26,520	27,316
31506	Staff Telephone Allowance	2,405	3,420	2,880	5,850	9,420	9,420	9,703
31507	Staff Transportation Allowance	6,286	10,080	6,300	7,650	9,000	9,000	9,270
	Civil Servants Employment Costs	374,453	527,465	540,422	493,929	564,768	564,769	581,712
31101	Wages	5,738	-	-	-	-	-	-
31105	Wages - NI Cost	233	-	-	-	-	-	-
31108	Wages - NHI Cost	152	-	-	-	-	-	-
	Waged Staff Employment Costs	6,123	-	-	-	-	-	-
32301	Accomm. And Subs.Local travel	7,030	6,900	4,398	4,011	4,838	4,983	5,132
32305	Transport: Air and Sea fares	8,847	9,000	8,023	10,080	8,825	9,090	9,363
32399	Transport Other	40	500	30	-	33	34	35
32401	Accomm. And Subs.Intern. Travel	-	1,500	-	-	-	-	-
32402	Airfare International Travel	-	1,500	76	57	84	86	89
32601	Electricity Charge	19,924	20,000	31,746	30,419	18,000	18,540	19,096
32602	Water Charge	279	250	395	341	250	258	265
32803	Communication Expenses	11,778	12,000	7,011	7,381	9,000	9,270	9,548
33001	Office Supplies	876	1,000	1,600	1,143	1,000	1,030	1,061
33002	Printing and Binding	1,661	2,000	1,400	388	2,000	2,060	2,122
33003	Computer Supplies	16	500	860	1,370	500	515	530
33004	Office Cleaning	982	1,000	114	328	1,000	1,030	1,061
33399	Other Supplies Mat. & Equipment	32	500	140	140	500	515	530
33719	Repairs and Servicing of Vehicles	-	100	100	-	100	103	106
33721	Repairs & Servicing Other Equipment	-	500	500	-	500	515	530
33801	Uniforms & Protective Clothing	-	1,500	1,500	-	1,500	1,545	1,591
34305	Professional and Consultancy	-	5,000	5,000	375	5,000	5,150	5,305
34704	Meetings and Conferences	7,810	8,000	11,800	9,405	8,000	8,240	8,487
	Operating Costs	59,275	71,750	74,693	65,438	61,130	62,964	64,852
	TOTAL COSTS	439,851	599,215	615,116	559,366	625,898	627,733	646,565

GOVERNMENT OF THE TURKS AND CAICOS ISLANDS

Estimate of Consolidated Fund Receipts and Payments for April 2014-March 2017

51 Ministry of Environment and Home Affairs

Code	Prison Service 060 Description	2012/2013	2013/2014			2014/2015	2015/2016	2016/2017
		Actual	Original Estimate	Revised Estimate	Unaudited Actual	Estimate	Estimate	Estimate
18039	Agricultural Sales	-	-	-	-	-	-	-
18047	Farm Sales	-	-	-	1,902	-	-	-
18099	Other Receipts	-	-	-	3,243	-	-	-
TOTAL REVENUE		-	-	-	5,145	-	-	-
31001	Civil Servants - Salaries	1,206,289	1,427,280	1,144,323	1,322,504	1,426,380	1,426,380	1,469,171
31008	Civil Servants - NI Cost	55,570	57,505	50,049	60,537	60,260	60,260	62,068
31010	Civil Servants - NHI Cost	38,719	46,602	36,268	42,770	46,641	46,641	48,040
31501	Civil Servants - Allowances	92,025	81,060	108,995	105,557	97,032	97,032	99,943
31505	Staff Housing Allowances	35,291	26,840	16,050	16,147	14,004	14,004	14,424
31506	Staff Telephone Allowance	5,310	7,320	6,120	6,220	6,120	6,120	6,304
31507	Staff Transport Allowance	-	10,884	-	-	12,840	12,840	13,225
Civil Servants Employment Costs		1,433,204	1,657,490	1,361,804	1,553,735	1,663,277	1,663,277	1,713,175
31101	Wages	62,162	46,946	64,139	66,550	61,123	61,123	62,957
31105	Wages - NI Cost	2,206	2,160	2,310	2,398	2,885	2,885	2,972
31108	Wages - NHI Cost	1,878	1,408	1,927	2,000	1,924	1,924	1,982
Waged Staff Employment Costs		66,246	50,514	68,376	70,948	65,932	65,932	67,910
32301	Accomm. And Subs. Local Travel	-	1,000	1,298	974	1,428	1,471	1,515
32305	Transport: Air and Sea fares	4,160	6,000	2,605	5,449	2,866	2,951	3,040
32401	Accomm. And Subs. Intern. Travel	1,033	2,500	1,067	1,354	1,174	1,209	1,245
32402	Airfare International Travel	1,363	2,500	655	387	721	742	764
32601	Electricity Charge	90,795	95,000	71,412	82,855	97,848	100,783	103,807
32602	Water Charge	7,741	8,000	5,835	6,060	4,992	5,142	5,296
32802	Facsimile International Cost	-	-	-	0	-	-	-
32803	Communication Expenses	14,820	17,848	14,221	16,527	12,808	13,192	13,588
32809	Line Rentals	2,160	-	-	-	-	-	-
33001	Office Supplies	1,271	2,000	2,000	2,497	2,060	2,122	2,185
33003	Computer supplies	254	1,000	1,000	305	1,030	1,061	1,093
33399	Other Supplies Mat. & Equipment	-	1,249	1,249	388	1,286	1,325	1,364
33508	Fuel	-	1,000	1,000	732	1,098	1,131	1,165
33512	Rations	227,542	225,000	225,000	224,911	231,750	238,703	245,864
33518	Transport of Prisoners	134,776	130,000	126,000	106,590	133,896	137,913	142,050
33701	Maint. Fixed Assets Air Cond.	1,500	5,000	5,000	1,500	5,150	5,305	5,464
33703	Maint. Fixed Assets Docks & Marine	2,157	-	-	-	-	-	-
33707	Maint. Fixed Assets Other Building	49,677	55,000	55,000	42,870	56,650	58,350	60,100
33708	Maintenance of Fixed Assets Misc.	490	-	-	-	-	-	-
33801	Uniforms & Protective Clothing	16,827	16,800	16,800	15,794	17,300	17,819	18,354
33802	Cleaning Material	2,137	1,200	1,200	3,235	1,236	1,273	1,311
34704	Meeting and Conferences	28,120	26,000	26,000	25,445	28,700	29,561	30,448
35001	Local Training	-	3,000	3,000	2,959	3,090	3,183	3,278
35002	Overseas Training	2,368	4,000	4,000	2,877	4,120	4,244	4,371
36005	Discharge Allowance	15,754	18,000	18,000	12,249	18,540	19,096	19,669
38099	Prisoner Interventions	-	15,000	15,000	15,035	15,450	15,914	16,391
38099	Other Sundry Expenses	5,755	-	-	-	-	-	-
Operating Costs		610,700	637,097	597,342	570,993	643,192	662,487	682,362
TOTAL COSTS		2,110,150	2,345,101	2,027,523	2,195,675	2,372,401	2,391,696	2,463,447

GOVERNMENT OF THE TURKS AND CAICOS ISLANDS

Estimate of Consolidated Fund Receipts and Payments for April 2014-March 2017

51 Ministry of Environment and Home Affairs

Protected Areas Department 069		2012/2013	2013/2014			2014/2015	2015/2016	2016/2017
Code	Description	Actual	Original Estimate	Revised Estimate	Unaudited Actual	Estimate	Estimate	Estimate
32301	Accomm. And Subs.Local travel	2,447	2,500	1,660	1,258	1,826	1,881	1,937
32305	Transport: Air and Sea fares	1,805	2,000	1,472	1,584	1,619	1,668	1,718
32601	Electricity Charge	23,495	25,000	20,277	17,632	25,000	25,750	26,523
32602	Water Charge	1,940	2,000	10,427	8,619	2,000	2,060	2,122
32803	Communication Expenses	5,134	5,200	5,447	4,085	5,200	5,356	5,517
32806	Postage and Courier	77	100	-	-	100	103	106
33001	Office Supplies	1,492	1,500	1,500	230	1,500	1,545	1,591
33002	Printing and Binding	1,417	996	996	1,140	996	1,026	1,057
33102	Purchase of Text Books	-	504	504	-	504	519	535
33302	Field Supplies	-	1,000	1,000	265	1,000	1,030	1,061
33304	Dive Equipment	1,350	996	996	-	996	1,026	1,057
33399	Other Supplies Mat. And Equipment	1,463	996	996	-	996	1,026	1,057
33508	Fuel	5,359	10,000	9,000	4,932	10,000	10,300	10,609
33514	Ship Stores	110	300	300	-	300	309	318
33599	Other Operating Expenses	1,761	996	249	-	996	1,026	1,057
33701	Maint. Fixed Assets Air Cond.	-	996	1,996	-	996	1,026	1,057
33709	Maintenance of Mooring Buoys	-	2,000	2,000	1,976	2,000	2,060	2,122
33711	Maintenance of Movable Assets	2,251	2,004	2,004	-	2,004	2,064	2,126
33718	Repair of Office Equipment	-	504	504	-	504	519	535
33719	Repairs and Servicing of Vehicles	275	-	-	-	-	-	-
33720	Confiscated Vessel Expenses	23,004	22,540	22,540	14,330	22,540	23,216	23,913
33721	Repairs & Servicing Other Equipment	4,380	3,000	3,000	-	3,000	3,090	3,183
33799	Other Maintenance Services	4,766	7,966	54,956	50,440	7,966	8,205	8,451
33802	Cleaning Material	295	300	300	-	300	309	318
34704	Meetings and Conferences	235	1,004	502	-	1,004	1,034	1,065
35710	Environmental Awareness week	-	1,400	1,400	-	1,400	1,442	1,485
35806	Subvention to National Trust	-	-	-	-	-	-	-
38099	Other Sundry Expenses	4,353	3,998	3,998	27	3,998	4,118	4,241
	Operating Costs	87,408	99,800	148,024	106,517	98,745	101,708	104,759
	TOTAL COSTS	87,408	99,800	148,024	106,517	98,745	101,708	104,759

GOVERNMENT OF THE TURKS AND CAICOS ISLANDS

Estimate of Consolidated Fund Receipts and Payments for April 2014-March 2017

51 Ministry of Environment and Home Affairs

Code	Fire Department (Domestic) 074 Description	2012/2013	2013/2014			2014/2015	2015/2016	2016/2017
		Actual	Original Estimate	Revised Estimate	Unaudited Actual	Estimate	Estimate	Estimate
31001	Civil Servants - Salaries	322,512	267,720	244,858	248,858	267,720	267,720	275,752
31005	Civil Servants - Call Out Allowance	81,785	30,600	14,000	-	-	-	-
31008	Civil Servants - NI Cost	17,340	12,411	9,600	9,811	12,358	12,358	12,729
31010	Civil Servants - NHI Cost	13,674	11,184	8,286	8,480	10,174	10,174	10,479
31501	Civil Servants - Allowances	45,013	55,400	32,453	45,654	70,584	70,584	72,702
31505	Staff Housing Allowances	18,675	9,000	-	-	-	-	-
31506	Staff Telephone Allowance	2,420	3,360	2,640	2,640	2,640	2,640	2,719
31507	Staff Transport Allowance	4,872	6,720	5,040	5,040	5,040	5,040	5,191
	Civil Servants Employment Costs	506,290	396,394	316,877	320,483	368,516	368,516	379,571
31101	Wages	9,750	-	-	-	-	-	-
31105	Wages - NI Cost	449	-	-	-	-	-	-
31108	Wages - NHI Cost	293	-	-	-	-	-	-
	Waged Staff Employment Costs	10,492	-	-	-	-	-	-
32301	Accomm. And Subs.Local Travel	885	2,500	3,304	100	3,634	3,743	3,856
32305	Transport: Air and Sea fares	10,264	2,500	3,304	795	3,634	3,743	3,856
32399	Transport: Other	-	500	661	182	727	749	771
32401	Accomm. And Subs.Intern. Travel	-	2,500	-	-	-	-	-
32402	Airfare International Travel	-	2,500	-	-	-	-	-
32499	Other Cost on International Travel	-	1,200	-	-	-	-	-
32601	Electricity Charge	29,027	20,000	18,211	20,880	18,000	18,540	19,096
32602	Water Charge	35,662	18,000	3,148	6,596	18,000	18,540	19,096
32604	Electrical Subsidy	-	-	-	-	-	-	-
32803	Communication Expenses	21,753	10,800	4,620	6,717	10,800	11,124	11,458
33001	Office Supplies	3,186	4,000	1,000	201	4,000	4,120	4,244
33002	Printing and Binding	-	540	540	-	540	556	573
33003	Computer Supplies	-	1,160	1,160	75	1,160	1,195	1,231
33399	Other Supplies Mat. & Equipment	-	10,000	10,000	8,838	10,000	10,300	10,609
33508	Fuel	-	5,000	1,250	50	5,000	5,150	5,305
33708	Maintenance of Fixed Assets Misc.	21,228	10,000	6,109	6,709	10,000	10,300	10,609
33719	Repairs and Servicing of Vehicle	9,210	30,000	36,346	28,302	30,000	30,900	31,827
33801	Uniforms & Protective Clothing	4,579	30,000	12,545	12,545	30,000	30,900	31,827
34704	Meetings and Conferences	-	2,508	1,254	1,181	2,508	2,583	2,661
	Operating Costs	135,794	153,708	103,452	93,170	148,004	152,444	157,017
	TOTAL COSTS	652,576	550,102	420,329	413,653	516,520	520,960	536,589

GOVERNMENT OF THE TURKS AND CAICOS ISLANDS

Estimate of Consolidated Fund Receipts and Payments for April 2014-March 2017

51 Ministry of Environment and Home Affairs

Code	Agriculture Department 086 Description	2012/2013	2013/2014			2014/2015	2015/2016	2016/2017
		Actual	Original Estimate	Revised Estimate	Unaudited Actual	Estimate	Estimate	Estimate
13026	Animal Licence	1,535	8,000	8,000	2,077	8,400	8,694	8,998
16058	Animal Importation Permit	18,370	31,000	31,000	27,445	21,000	21,735	22,496
18039	Agricultural Sales	2,030	9,000	9,000	-	17,850	18,475	19,121
18046	Clinical and Surgical Services	-	6,000	6,000	-	6,300	6,521	6,749
18047	Farm Sales	559	-	-	6,324	-	-	-
18099	Other Receipts	-	1,700	1,700	-	1,785	1,847	1,912
	TOTAL REVENUE	22,494	55,700	55,700	35,846	55,335	57,272	59,276
31001	Civil Servants - Salaries	195,444	306,380	224,693	228,922	304,000	304,000	313,120
31008	Civil Servants - NI Cost	7,651	11,883	7,832	7,951	11,703	11,703	12,054
31010	Civil Servants - NHI Cost	6,374	10,663	7,093	7,269	10,805	10,805	11,129
31501	Civil Servants Allowance	4,953	21,000	7,121	7,678	15,096	15,096	15,549
31505	Staff Housing Allowances	9,665	15,180	4,980	9,259	33,180	33,180	34,175
31506	Staff Telephone Allowance	896	2,880	2,907	3,057	5,400	5,400	5,562
31507	Staff Transport Allowance	1,288	10,000	1,981	1,981	5,640	5,640	5,809
	Civil Servants Employment Costs	226,271	377,986	256,607	266,117	385,824	385,824	397,399
31101	Wages	54,583	65,556	136,206	141,397	123,019	123,019	126,710
31105	Wages - NI Cost	2,511	3,016	6,135	6,374	5,532	5,532	5,698
31108	Wages - NHI Cost	1,653	1,967	4,086	4,242	3,696	3,696	3,807
	Waged Staff Employment Costs	58,747	70,538	146,427	152,012	132,247	132,247	136,214
32301	Accomm. And Subs, Local travel	5,445	5,000	4,128	5,622	4,541	4,677	4,817
32305	Transport: Air and Sea fares	10,392	6,000	5,216	5,686	5,738	5,910	6,087
32401	Accomm. And Subs. Intern. travel	-	3,000	-	-	-	-	-
32402	Airfare International Travel	-	2,000	-	3,334	3,000	3,090	3,183
32601	Electricity Charge	-	5,000	10,470	8,755	5,000	5,150	5,305
32803	Communication Expenses	-	2,000	9,237	6,186	2,000	2,060	2,122
33001	Office Supplies	3,023	2,000	2,000	1,918	3,000	3,090	3,183
33399	Other Supplies Mat. and Equipment	2,177	3,000	3,000	2,920	4,000	4,120	4,244
33508	Fuel	329	8,000	3,000	-	8,000	8,240	8,487
33516	Pest Control Services	1,905	5,000	5,000	2,606	5,000	5,150	5,305
33525	Farm Supplies	6,072	25,000	8,000	4,246	25,000	25,750	26,523
33526	Livestock Expense	2,212	15,000	8,500	5,896	15,000	15,450	15,914
33528	Veterinary Supplies	25,371	35,000	7,000	12,024	30,000	30,900	31,827
33719	Repairs and Servicing of Vehicles	220	300	300	218	300	309	318
33720	Repairs and Servicing of Vessels	1,842	-	-	-	-	-	-
33721	Repairs & Servicing Other Equipment	1,739	2,000	2,000	2,000	2,000	2,060	2,122
33802	Cleaning Material	544	2,500	2,500	1,567	2,500	2,575	2,652
34211	Operation of the Pound	6,544	-	-	-	-	-	-
34704	Meetings and Conferences	-	1,000	500	952	1,000	1,030	1,061
34707	Agricultural Show	418	5,000	2,500	990	6,000	6,180	6,365
35001	Local Training	1,410	2,500	2,500	2,438	2,500	2,575	2,652
35502	Promotions	3,046	3,000	3,000	2,956	3,000	3,090	3,183
38099	Other Sundry Expenses	-	1,000	1,000	740	1,000	1,030	1,061
	Operating Costs	72,689	133,300	79,851	71,054	128,578	132,436	136,409
	TOTAL COSTS	357,707	581,824	482,885	489,183	646,649	650,507	670,022

GOVERNMENT OF THE TURKS AND CAICOS ISLANDS

Estimate of Consolidated Fund Receipts and Payments for April 2014-March 2017

51 Ministry of Environment and Home Affairs

Code	DECR & Maritime Department 100 Description	2012/2013	2013/2014			2014/2015	2015/2016	2016/2017
		Actual	Original Estimate	Revised Estimate	Unaudited Actual	Estimate	Estimate	Estimate
13009	Fishing Licence	235,466	254,275	254,275	264,165	260,000	269,100	278,519
13017	Sand and Quarry Licences	9,747	12,996	12,996	11,120	12,000	12,420	12,855
16023	National Parks Fees	241,234	245,936	245,936	295,886	250,000	258,750	267,806
16036	Filming Permits	-	3,000	3,000	-	-	-	-
16037	Sand Royalty	41,423	50,000	50,000	138,501	168,000	173,880	179,966
16044	Scientific Research Permits	1,500	-	-	3,000	6,000	6,210	6,427
16045	National Parks Fines	-	50,000	50,000	-	-	-	-
18021	Sale of Confiscated Goods	480	5,500	5,500	-	13,200	13,662	14,140
18027	Ship Registration and Tonnage	67,729	76,176	76,176	76,637	80,000	82,800	85,698
18099	Other Receipts	2,055	3,000	3,000	13,650	6,000	6,210	6,427
	TOTAL REVENUE	599,633	700,883	700,883	802,958	795,200	823,032	851,838
31001	Civil Servants - Salaries	522,834	629,624	507,075	506,591	622,526	622,526	641,202
31008	Civil Servants - NI Cost	24,886	27,063	24,725	24,766	25,467	25,467	26,231
31010	Civil Servants - NHI Cost	18,527	21,987	18,501	18,510	20,893	20,893	21,520
31501	Civil Servants - Allowances	59,339	33,120	59,327	59,703	38,436	38,436	39,589
31505	Staff Housing Allowances	63,037	62,460	54,412	51,667	55,080	55,080	56,732
31506	Staff Telephone Allowance	2,410	4,320	3,120	3,220	3,120	3,120	3,214
31507	Staff Transportation Allowance	630	3,360	-	264	-	-	-
	Civil Servants Employment Costs	691,663	781,933	667,159	664,721	765,522	765,522	788,488
31101	Wages	151,530	86,122	137,260	142,596	77,584	77,584	79,912
31105	Wages - NI Cost	7,162	3,962	6,315	6,560	3,432	3,432	3,535
31108	Wages - NHI Cost	4,692	2,584	4,159	4,319	2,280	2,280	2,348
	Waged Staff Employment Costs	163,384	92,667	147,734	153,475	83,296	83,296	85,795
32301	Accomm. And Subs.Local travel	4,950	4,750	3,746	4,098	7,421	7,643	7,873
32305	Transport: Air and Sea fares	7,982	7,979	7,313	3,880	8,044	8,286	8,534
32401	Accomm. And Subs.Intern. travel	4,284	3,000	2,865	-	4,252	4,379	4,510
32402	Airfare International Travel	-	2,496	5,496	3,182	3,538	3,644	3,753
32601	Electricity Charge	24,013	24,000	22,094	21,620	24,000	24,720	25,462
32602	Water Charge	677	2,000	1,500	3,986	2,000	2,060	2,122
32803	Communication Expenses	18,932	18,600	11,103	16,627	17,600	18,128	18,672
32806	Postage and Courier	16	-	-	-	-	-	-
33001	Office Supplies	1,846	2,000	2,000	1,123	2,000	2,060	2,122
33002	Printing and Binding	870	900	900	337	900	927	955
33003	Computer Supplies	-	500	500	-	500	515	530
33302	Field Supplies	1,104	1,100	600	-	1,100	1,133	1,167
33304	Dive Equipment	2,776	2,496	2,496	2,239	2,496	2,571	2,648
33305	EIA Monitoring	534	500	500	-	500	515	530
33399	Other Supplies Mat. & Equipment	1,281	1,248	1,248	1,126	1,248	1,285	1,324
33501	Aircraft and Vessel Operating Cost	-	960	960	950	960	989	1,018
33508	Fuel	13,312	18,000	21,000	16,781	18,000	18,540	19,096
33514	Ship Stores	-	500	500	-	500	515	530
33599	Other Operating Expenses	190	600	600	210	600	618	637
33719	Repairs and Servicing of Vehicles	87	500	500	90	500	515	530
33720	Repairs and Servicing of Vessels	5,342	7,000	10,000	8,297	7,000	7,210	7,426
33721	Repairs and Servicing Other Equipment	-	300	1,600	1,260	300	309	318
33799	Other Maintenance Services	166	-	-	-	-	-	-

GOVERNMENT OF THE TURKS AND CAICOS ISLANDS

Estimate of Consolidated Fund Receipts and Payments for April 2014-March 2017

51 Ministry of Environment and Home Affairs

Code	DECR & Maritime Department 100 Description	2012/2013	2013/2014			2014/2015	2015/2016	2016/2017
		Actual	Original Estimate	Revised Estimate	Unaudited Actual	Estimate	Estimate	Estimate
33801	Uniforms & Protective Clothing	-	3,096	3,096	2,989	3,096	3,189	3,285
33802	Cleaning Material	164	-	-	-	-	-	-
34004	Hire of Heavy Equipment & Machiners	-	120	120	-	120	124	127
34305	Professional and Consultancy	-	500	500	-	500	515	530
34704	Meetings and Conferences	15,075	13,410	11,410	10,719	13,410	13,812	14,227
35001	Local Training	2,700	2,400	2,400	1,340	2,400	2,472	2,546
35002	Overseas Training	-	2,004	1,004	49	2,004	2,064	2,126
35501	Advertising	314	-	-	-	-	-	-
35706	Contributions to International Inst.	13,904	13,000	10,000	4,577	13,000	13,390	13,792
35707	Contributions to Regional Inst.	2,009	3,200	3,200	1,537	3,200	3,296	3,395
35710	Environmental Awareness week	-	996	416	-	996	1,026	1,057
38099	Other Sundry Expenses	120	500	500	272	500	515	530
	Operating Costs	122,648	138,655	130,167	107,289	142,684	146,965	151,373
	TOTAL COSTS	977,695	1,013,255	945,061	925,485	991,502	995,783	1,025,656

GOVERNMENT OF THE TURKS AND CAICOS ISLANDS

Estimate of Consolidated Fund Receipts and Payments for April 2014-March 2017

51 Ministry of Environment and Home Affairs

Social Development & Gender Affairs		2012/2013	2013/2014			2014/2015	2015/2016	2016/2017
Code	101 Description		Actual	Original Estimate	Revised Estimate	Unaudited Actual	Estimate	Estimate
31001	Civil Servants - Salaries	412,176	509,760	469,250	466,816	509,920	509,920	525,218
31008	Civil Servants - NI Cost	16,733	22,409	20,036	19,906	20,363	20,363	20,974
31010	Civil Servants NHI Cost	14,215	18,233	10,783	10,861	17,524	17,524	18,050
31501	Civil Servants - Allowances	34,251	38,760	32,956	35,657	37,536	37,536	38,662
31505	Staff Housing Allowances	32,250	33,780	36,300	33,530	36,300	36,300	37,389
31506	Staff Telephone Allowance	2,060	3,200	1,920	3,817	10,320	10,320	10,630
31507	Staff Transport Allowance	15,745	22,260	20,580	20,434	22,260	22,260	22,928
Civil Servants Employment Costs		527,429	648,402	591,825	591,019	654,223	654,223	673,850
31101	Wages	41,358	15,514	14,918	15,514	-	-	-
31105	Wages - NI Cost	1,560	714	686	714	-	-	-
31108	Wages - NHI Cost	1,307	465	448	465	-	-	-
Waged Staff Employment Costs		44,225	16,693	16,052	16,693	-	-	-
32301	Accomm. And Subs.Local travel	3,253	3,000	5,000	1,148	3,277	3,375	3,477
32305	Transport: Air and Sea fares	10,607	10,008	4,732	6,245	5,205	5,361	5,522
32401	Accomm. And Subs.Intern. Travel	1,972	3,000	4,136	1,066	4,550	4,686	4,827
32402	Airfare International Travel	731	3,504	3,000	2,388	1,757	1,809	1,864
32403	Minister's Airfare	-	-	-	-	-	-	-
32601	Electricity Charge	23,543	35,004	35,285	35,747	30,004	30,904	31,831
32602	Water Charge	3,613	5,004	5,000	3,481	5,004	5,154	5,309
32603	Other Utilities	-	708	-	-	708	729	751
32803	Communication Expenses	28,027	25,176	17,898	15,788	20,176	20,781	21,405
32806	Postage and Courier	-	300	-	-	300	309	318
33001	Office Supplies	1,974	2,000	2,000	1,957	2,000	2,060	2,122
33002	Printing and Binding	666	804	804	206	804	828	853
33003	Computer Supplies	1,783	2,000	4,000	3,170	2,000	2,060	2,122
33004	Office Cleaning	599	948	392	477	948	976	1,006
33102	Purchase of Text Books	1,502	2,000	2,000	1,214	2,000	2,060	2,122
33306	Teaching Aids	-	504	504	-	504	519	535
33399	Other Supplies Mat. & Equipment	646	996	996	-	1,026	1,057	1,088
33511	Port Charges Freight Handling Load	-	1,000	1,000	936	1,000	1,030	1,061
33527	Juvenile Centre	120,000	180,000	180,000	120,000	180,000	385,400	390,962
33801	Uniforms and Protective Clothing	836	2,004	2,004	1,156	2,004	2,064	2,126
33802	Cleaning Material	299	2,004	2,004	-	2,004	2,064	2,126
34201	Awards and Prizes	1,000	996	996	790	996	1,026	1,057
34305	Professional and Consultancy	-	5,000	5,000	-	5,000	5,150	5,305
34702	National Celebrations	1,648	2,004	2,004	1,488	2,004	2,064	2,126
35001	Local Training	20,092	3,000	500	202	3,000	3,090	3,183
35002	Overseas Training	170	3,000	300	-	3,000	3,090	3,183
35718	Continuous Education	52,964	60,000	58,000	55,900	60,000	61,800	63,654
35799	Other Grants & Contributions	5,000	70,000	70,924	4,900	20,000	20,600	21,218
36002	Care of Juveniles	118,382	180,000	180,000	109,914	180,000	185,400	190,962
36004	Disaster Assistance	3,038	5,000	5,000	1,929	5,000	5,150	5,305
36007	Early Childhood Development	-	3,000	3,000	-	3,000	3,090	3,183
36009	Funeral Expenses	5,200	10,000	20,000	14,650	20,000	20,600	21,218
36010	Home help services	275,140	280,000	330,400	340,598	378,400	389,752	401,445
36019	Welfare Benefits (Social Enhancement Aide)	71,060	100,000	109,600	87,182	109,600	112,888	116,275
36020	Welfare Grants	24,000	30,000	27,631	19,420	30,000	30,900	31,827
36099	Other Social Welfare	1,057	5,000	5,000	1,985	5,000	5,150	5,305
38099	Other Sundry Expenses	(184)	1,500	1,500	948	1,500	1,545	1,591
Operating Costs		778,618	1,038,464	1,090,610	834,883	1,091,771	1,324,524	1,358,259
TOTAL COSTS		1,350,272	1,703,559	1,698,487	1,442,595	1,745,994	1,978,747	2,032,109

GOVERNMENT OF THE TURKS AND CAICOS ISLANDS

Estimate of Consolidated Fund Receipts and Payments for April 2014-March 2017

52 Government Support Services

Government Support Services 110		2012/2013	2013/2014			2014/2015	2015/2016	2016/2017
Code	Description	Actual	Original Estimate	Revised Estimate	Unaudited Actual	Estimate	Estimate	Estimate
16031	Salt Cay Boat Fees	27,949	30,000	30,000	30,448	30,000	30,000	31,050
17005	Rent of Government Property	208,079	200,000	200,000	51,752	200,000	200,000	207,000
18099	Other Receipts	46,594	50,000	50,000	8,974	50,000	50,000	51,750
TOTAL REVENUE		282,622	280,000	280,000	91,174	280,000	280,000	289,800
31001	Civil Servants - Salaries	432,975	510,200	416,242	415,847	469,340	469,340	483,420
31005	Civil Servants - Overtime	485	-	-	-	-	-	-
31008	Civil Servants - NI Cost	12,499	16,002	11,823	13,528	13,209	13,209	13,605
31010	Civil Servants - NHI Cost	13,146	15,554	11,870	13,349	12,227	12,227	12,594
31501	Civil Servants - Allowances	11,855	7,080	27,055	32,155	5,640	5,640	5,809
31505	Staff Housing Allowances	120	-	-	-	-	-	-
31506	Staff Telephone Allowance	2,538	1,200	1,200	1,200	1,200	1,200	1,236
31507	Staff Transport Allowance	4,285	-	-	-	-	-	-
Civil Servants Employment Costs		477,903	550,036	468,190	476,079	501,616	501,616	516,664
31101	Wages	562,338	-	-	-	-	-	-
31103	Overtime on Wages	1,027	-	-	-	-	-	-
31105	Wages - NI Cost	25,606	-	-	-	-	-	-
31108	Wages - NHI Cost	16,679	-	-	-	-	-	-
Waged Staff Employment Costs		605,650	-	-	-	-	-	-
32301	Accomm. And Subs.Local travel	7,851	10,000	10,607	9,418	11,668	12,018	12,378
32303	Minister's Local Travel	-	10,500	5,724	7,766	6,296	6,485	6,680
32305	Transport: Air and Sea fares	21,802	22,650	17,105	17,401	16,390	16,882	17,388
32401	Accomm. And Subs.Intern. Travel	7,251	9,650	9,650	3,261	12,661	13,041	13,432
32402	Airfare International Travel	-	6,500	5,801	4,551	6,381	6,573	6,770
32403	Minister's Intern. Travel	-	12,500	8,927	5,098	9,820	10,114	10,418
32404	Minister's Intern. Travel Allowance	-	11,850	11,850	988	15,270	15,728	16,200
32601	Electricity Charge	28,056	22,000	23,721	21,515	24,000	24,720	25,462
32602	Water Charge	-	3,000	687	1,231	3,000	3,090	3,183
32803	Communication Expenses	130,363	100,000	249,277	248,427	30,000	30,900	31,827
33001	Office Supplies	8,060	6,000	6,000	4,550	6,000	6,180	6,365
33005	Security Expenses	880	-	-	-	-	-	-
34005	Hire of Transport	72,500	79,800	79,800	79,700	72,500	74,675	76,915
34704	Meetings and Conferences	-	1,000	1,000	975	11,000	11,330	11,670
35001	Local Training	1,096	3,000	-	-	2,000	2,060	2,122
35002	Overseas Training	250	2,000	-	-	-	-	-
35707	Contributions Regional Inst.	-	-	-	-	7,500	-	-
38099	Other Sundry Expenses	1,096	1,000	1,000	972	1,000	1,030	1,061
Operating Costs		279,205	301,450	431,149	405,854	235,486	234,826	241,870
TOTAL COSTS		1,362,758	851,486	899,339	881,932	737,102	736,442	758,535

GOVERNMENT OF THE TURKS AND CAICOS ISLANDS

Estimate of Consolidated Fund Receipts and Payments for April 2014-March 2017

52 Government Support Services

Disaster Management and Emergencies 008		2012/2013	2013/2014			2014/2015	2015/2016	2016/2017
Code	Description	Actual	Original Estimate	Revised Estimate	Unaudited Actual	Estimate	Estimate	Estimate
31001	Civil Servants - Salaries	196,782	225,400	220,120	220,120	246,440	246,440	253,833
31008	Civil Servants - NI Cost	7,020	7,962	7,838	7,838	9,660	9,660	9,950
31010	Civil Servants - NHI Cost	6,365	7,950	7,247	7,293	8,740	8,740	9,002
31501	Civil Servants - Allowances	10,569	12,240	12,440	12,440	15,960	15,960	16,439
31505	Staff Housing Allowances	10,877	17,210	13,485	12,720	17,100	17,100	17,613
31506	Staff Telephone Allowance	2,310	4,040	3,420	3,420	4,500	4,500	4,635
31507	Staff Transport Allowance	3,253	6,120	3,010	2,640	5,500	5,500	5,665
Civil Servants Employment Costs		237,176	280,922	267,560	266,471	307,900	307,900	317,137
31101	Wages	1,250	-	-	-	-	-	-
31105	Wages - NI Cost	58	-	-	-	-	-	-
31108	Wages - NHI Cost	38	-	-	-	-	-	-
Waged Staff Employment Costs		1,346	-	-	-	-	-	-
32301	Accomm. And Subs. Local Travel	7,498	8,000	8,020	6,203	8,822	9,087	9,359
32305	Transport: Air and Sea fares	8,639	8,000	8,000	9,150	10,920	11,247	11,585
32399	Transport: Other	-	500	744	512	818	843	868
32401	Accomm. And Subs. Intern. Travel	4,029	8,392	10,000	8,339	14,518	14,953	15,402
32402	Airfare International Travel	2,786	4,403	4,113	2,065	3,424	3,527	3,633
32601	Electricity Charge	16,506	16,700	18,721	17,433	19,000	19,570	20,157
32602	Water Charge	111	500	2,327	197	500	515	530
32803	Communication Expenses	16,831	18,173	13,440	15,315	14,400	14,832	15,277
32806	Postage and Courier	25	250	67	50	250	258	265
32808	Rental of Communication Equipment	-	500	-	-	500	515	530
33001	Office Supplies	1,757	2,000	2,425	2,188	2,000	2,060	2,122
33002	Printing and Binding	818	1,000	1,000	767	1,000	1,030	1,061
33004	Office Cleaning	-	875	-	-	875	901	928
33104	Technical References	-	425	-	-	425	438	451
33399	Other Supplies Mat. & Equipment	11,278	44,500	9,130	8,621	44,000	45,320	46,680
33718	Repair of Office Equipment	163	325	40	20	325	335	345
33801	Uniforms & Protective Clothing	-	2,000	2,000	1,655	2,000	2,060	2,122
34305	Professional and Consultancy	485	4,000	1,000	1,055	2,000	2,060	2,122
34704	Meetings and Conferences	324	1,125	1,410	513	1,000	1,030	1,061
35001	Local Training	13,369	11,500	5,500	3,532	10,000	10,300	10,609
35002	Overseas Training	-	3,000	6,000	6,195	3,000	3,090	3,183
35503	Public Information and Education	9,934	20,000	14,000	13,446	14,000	14,420	14,853
35707	Contributions Regional Inst.	23,600	23,600	23,600	23,599	23,600	24,308	25,037
35712	Grants and Contributions	174	250	250	250	250	258	265
36004	Emergency Assistance	628	10,878	10,878	10,249	10,878	11,204	11,540
36021	Emergency Expenses	-	10,250	10,250	9,126	10,250	10,558	10,874
Operating Costs		118,955	201,146	152,915	140,478	198,755	204,718	210,859
TOTAL COSTS		357,477	482,068	420,475	406,949	506,655	512,618	527,996

GOVERNMENT OF THE TURKS AND CAICOS ISLANDS

Estimate of Consolidated Fund Receipts and Payments for April 2014-March 2017

52 Government Support Services

Code	Department of Engineering and Maint. Services 043 Description	2012/2013	2013/2014			2014/2015	2015/2016	2016/2017
		Actual	Original Estimate	Revised Estimate	Unaudited Actual	Estimate	Estimate	Estimate
16038	Tender Document Fees	2,741	3,000	3,000	721	-	-	-
TOTAL REVENUE		2,741	3,000	3,000	721	-	-	-
31001	Civil Servants - Salaries	132,029	192,240	179,050	179,050	300,900	300,900	309,927
31008	Civil Servants - NI Cost	2,189	4,265	2,780	2,810	9,407	9,407	9,689
31010	Civil Servants - NHI Cost	3,643	6,404	6,931	6,931	10,092	10,092	10,395
31501	Civil Servants - Allowances	300	600	3,840	4,600	25,852	25,852	26,628
31505	Staff Housing Allowances	-	12,000	12,000	12,000	12,000	12,000	12,360
31506	Staff Telephone Allowance	1,950	3,120	2,820	2,820	4,980	4,980	5,129
31507	Staff Transport Allowance	1,288	5,520	2,760	2,760	2,760	2,760	2,843
Civil Servants Employment Costs		141,399	224,150	210,181	210,971	365,991	365,991	376,971
31101	Wages	78,268	-	-	-	13,973	13,973	14,392
31105	Wages - NI Cost	2,982	-	-	-	656	656	676
31108	Wages - NHI Cost	2,096	-	-	-	437	437	450
Waged Staff Employment Costs		83,346	-	-	-	15,066	15,066	15,518
32301	Accomm. And Subs.Local travel	1,213	2,350	1,573	1,044	1,730	1,782	1,836
32305	Transport: Air and Sea fares	5,468	6,910	3,864	3,270	4,250	4,378	4,509
32399	Transport Other	-	500	38	-	42	43	44
32401	Accomm. And Subs.Intern. Travel	625	2,150	2,292	850	2,521	2,597	2,675
32402	Airfare International Travel	4,574	1,500	856	856	889	915	943
32499	Other Cost on International Travel	355	500	269	-	296	305	314
32601	Electricity Charge	50,062	60,000	48,275	41,912	50,000	51,500	53,045
32602	Water Charge	785	2,400	7,022	4,114	2,880	2,966	3,055
32803	Communication Expenses	14,116	15,000	20,550	20,521	18,000	18,540	19,096
33001	Office Supplies	1,654	20,500	21,500	19,561	13,000	13,390	13,792
33399	Other Supplies Mat. & Equipment	453	1,000	727	317	500	515	530
33707	Maint. Fixed Assets Other Building	29,107	-	-	-	-	-	-
33801	Uniforms and Protective Clothing	-	4,000	2,949	-	1,000	1,030	1,061
Operating Costs		108,412	116,811	109,915	92,444	95,108	97,962	100,901
TOTAL COSTS		333,157	340,961	320,096	303,416	476,165	479,019	493,389

GOVERNMENT OF THE TURKS AND CAICOS ISLANDS

Estimate of Consolidated Fund Receipts and Payments for April 2014-March 2017

52 Government Support Services

Code	Water Undertaking 044 Description	2012/2013	2013/2014			2014/2015	2015/2016	2016/2017
		Actual	Original Estimate	Revised Estimate	Unaudited Actual	Estimate	Estimate	Estimate
18026	Sale of Water	611,858	900,000	900,000	694,674	1,000,000	1,035,000	1,071,225
18099	Other Receipts		-	-	3,853	100	104	107
TOTAL REVENUE		611,858	900,000	900,000	698,527	1,000,100	1,035,104	1,071,332
31001	Civil Servants - Salaries	146,039	240,600	210,869	193,469	249,180	222,180	219,575
31005	Civil Servants - Overtime	459	6,000	-	1,316	-	-	-
31008	Civil Servants - NI Cost	10,539	10,376	12,332	12,239	9,085	9,085	9,358
31010	Civil Servants - NHI Cost	-	8,428	2,579	2,481	7,619	7,619	7,848
31501	Civil Servants - Allowances	5,940	11,400	20,180	12,280	25,680	16,680	26,450
31505	Staff Housing Allowances	-	12,000	4,000	10,000	7,000	12,000	12,360
31506	Staff Telephone Allowance	1,322	4,080	3,120	2,720	3,360	3,360	3,461
31507	Staff Transport Allowance	4,728	6,840	6,810	5,890	6,660	6,660	6,860
Civil Servants Employment Costs		169,027	299,723	259,890	240,395	308,584	277,584	285,912
31101	Wages	96,696	132,753	134,222	139,944	154,502	154,502	159,137
31103	Overtime	711	4,800	-	-	3,600	3,600	3,708
31105	Wages - NI Cost	4,641	6,550	6,125	6,400	6,948	6,948	7,156
31108	Wages - NHI Cost	3,112	4,835	4,019	4,198	4,632	4,632	4,771
Waged Staff Employment Costs		105,160	148,937	144,366	150,542	169,682	169,682	174,772
32301	Accomm. And Subs.Local travel	302	1,000	714	450	785	809	833
32305	Transport: Air and Sea fares	8,255	4,940	3,039	3,843	3,343	3,443	3,546
32399	Transport Other Cost	-	-	-	-	-	-	-
32401	Accomm. And Subs.Intern. Travel	767	2,000	-	-	1,600	1,648	1,697
32402	Airfare International Travel	640	6,100	4,891	3,858	2,800	2,884	2,971
32601	Electricity Charge	645,787	650,000	691,663	705,430	685,000	705,550	726,717
33001	Office Supplies	1,223	-	-	-	-	-	-
33708	Maintenance of Fixed Assets Misc.	30,906	-	-	-	4,000	4,120	4,244
33799	Other Maintenance Services	175,019	110,000	110,000	108,467	100,000	103,000	106,090
33801	Uniforms & Protective Clothing	-	1,500	1,500	-	-	-	-
35799	Other Grants & Contributions	14,374	13,500	13,500	10,661	7,000	7,210	7,426
38099	Other Sundry Expenses	3,784	5,100	5,100	4,930	2,000	2,060	2,122
Operating Costs		881,057	794,140	830,407	837,639	806,528	830,724	855,646
TOTAL COSTS		1,155,244	1,242,800	1,234,663	1,228,576	1,284,794	1,277,990	1,316,330

GOVERNMENT OF THE TURKS AND CAICOS ISLANDS

Estimate of Consolidated Fund Receipts and Payments for April 2014-March 2017

52 Government Support Services

EMS - Mechanical Services Division 045		2012/2013	2013/2014			2014/2015	2015/2016	2016/2017
Code	Description	Actual	Original Estimate	Revised Estimate	Unaudited Actual	Estimate	Estimate	Estimate
31001	Civil Servants - Salaries	73,512	88,440	88,440	88,440	95,160	95,160	98,015
31005	Civil Servants - Overtime	-	-	-	413	-	-	-
31008	Civil Servants - NI Cost	3,245	3,535	3,716	3,716	4,067	4,067	4,189
31010	Civil Servants - NHI Cost	2,454	3,127	3,024	3,036	3,653	3,653	3,763
31501	Civil Servants - Allowances	2,360	3,120	3,360	3,360	9,760	9,760	10,053
31505	Staff Housing Allowances	6,000	9,000	9,000	9,000	9,000	16,000	16,480
31506	Staff Telephone Allowance	984	2,160	1,440	1,440	1,440	1,440	1,483
31507	Staff Transport Allowance	1,414	1,512	1,680	1,680	2,220	2,220	2,287
Civil Servants Employment Costs		89,969	110,894	110,660	111,085	125,300	132,300	136,269
31101	Wages	25,540	174,364	171,067	183,383	186,212	186,212	191,798
31103	Overtime	-	-	-	551	-	-	-
31105	Wages - NI Cost	1,200	8,021	7,869	8,379	8,568	8,568	8,825
31108	Wages - NHI Cost	785	5,231	5,132	5,518	5,712	5,712	5,883
Waged Staff Employment Costs		27,525	187,615	184,068	197,831	200,492	200,492	206,507
32301	Accomm. And Subs. Local travel	45	1,000	900	1,005	990	1,020	1,050
32305	Transport: Air and Sea fares	1,636	2,000	2,680	1,704	1,848	1,903	1,961
32399	Transport Other	2,305	2,500	3,239	2,504	3,563	3,670	3,780
32401	Accomm. and Subs. Intern. Travel	-	-	-	-	-	-	-
32402	Airfare International Travel	-	-	-	-	-	-	-
32601	Electricity Charge	7,236	8,400	652	489	8,400	8,652	8,912
32602	Water Charge	1,648	-	-	-	-	-	-
33001	Office Supplies	3,333	-	-	-	-	-	-
33399	Other Supplies Mat. & Equipment	11,689	6,600	5,600	6,486	7,000	7,210	7,426
33509	Lubricants	13,955	9,600	9,600	8,737	12,600	12,978	13,367
33719	Repairs and Servicing of Vehicles	108,516	108,000	128,000	124,839	108,000	111,240	114,577
33723	Third Party cost	24,002	38,152	38,152	36,966	38,500	39,655	40,845
34505	Accidental Death	48,666	70,000	50,000	49,919	54,000	55,620	57,289
Operating Costs		223,031	246,252	238,823	232,648	234,901	241,948	249,206
TOTAL COSTS		340,525	544,761	533,551	541,564	560,693	574,740	591,982

GOVERNMENT OF THE TURKS AND CAICOS ISLANDS

Estimate of Consolidated Fund Receipts and Payments for April 2014-March 2017

52 *Government Support Services*

Code	TCIG Publishing Department 047 Description	2012/2013	2013/2014			2014/2015	2015/2016	2016/2017
		Actual	Original Estimate	Revised Estimate	Unaudited Actual	Estimate	Estimate	Estimate
18017 18099	Printing for Third Parties Other Receipts	115,807	115,807 -	115,807 -	111,568 -	75,000 -	77,625 -	80,342 -
TOTAL REVENUE		115,807	115,807	115,807	111,568	75,000	77,625	80,342
31001	Civil Servants - Salaries	89,960	96,720	96,963	96,363	98,160	98,160	101,105
31005	Civil Servants - Overtime	277	-	-	-	-	-	-
31008	Civil Servants - NI Cost	3,656	3,998	3,861	3,861	4,489	4,489	4,624
31010	Civil Servants - NHI Cost	2,697	3,065	2,956	2,956	3,530	3,530	3,636
31501	Civil Servants - Allowances	2,191	1,800	1,800	1,800	2,160	2,160	2,225
31506	Staff Telephone Allowance	-	1,440	1,440	600	1,200	1,200	1,236
31507	Staff Transport Allowance	2,035	2,220	2,220	2,220	2,220	2,220	2,287
Civil Servants Employment Costs		100,816	109,243	109,240	107,799	111,759	111,759	115,112
32301	Accommodation and Subsistence	-	-	-	-	-	-	-
32305	Transport Airfare & Sea fare	-	-	-	-	-	-	-
32401	Accomm. and Subs. Intern. Travel	-	2,500	-	1,540	-	-	-
32402	Airfare International Travel	-	1,000	800	-	-	-	-
32601	Electricity Charge	3,554	8,400	8,400	8,740	9,600	9,888	10,185
32602	Water Charge	-	600	1,200	353	600	618	637
32802	Facsimile International Cost	-	-	-	-	-	-	-
32803	Communication Expenses	2,316	2,400	2,400	2,471	3,400	3,502	3,607
33001	Office Supplies	2,137	5,000	5,000	4,050	5,000	5,150	5,305
33003	Computer Supplies	-	500	-	-	500	515	530
33399	Other Supplies Mat. & Equipment	16,859	10,000	10,000	5,797	20,000	20,600	21,218
33799	Other Maintenance Services	-	30,000	6,474	2,254	10,000	10,300	10,609
38099	Other Sundry Expenses	-	1,000	500	-	500	515	530
Operating Costs		24,866	61,400	34,774	25,204	49,600	51,088	52,621
TOTAL COSTS		125,682	170,643	144,014	133,004	161,359	162,847	167,732

GOVERNMENT OF THE TURKS AND CAICOS ISLANDS

Estimate of Consolidated Fund Receipts and Payments for April 2014-March 2017

52 Government Support Services

Code	Postal Services 048 Description	2012/2013	2013/2014			2014/2015	2015/2016	2016/2017
		Actual	Original Estimate	Revised Estimate	Unaudited Actual	Estimate	Estimate	Estimate
17004	Mail Box Rentals	62,798	90,000	90,000	33,520	60,000	62,100	64,274
18025	Sale of Stamps	122,547	125,000	125,000	110,535	125,000	129,375	133,903
18035	Other Postal Services	37,825	60,000	60,000	33,036	30,000	31,050	32,137
	TOTAL REVENUE	223,170	275,000	275,000	177,091	215,000	222,525	230,313
31001	Civil Servants - Salaries	242,673	268,320	264,780	264,780	262,080	262,080	269,942
31008	Civil Servants - NI Cost	10,920	12,052	11,692	11,696	11,459	11,459	11,803
31010	Civil Servants - NHI Cost	8,115	9,468	8,846	8,849	8,840	8,840	9,105
31501	Civil Servants - Allowances	27,830	36,000	33,234	32,884	29,100	29,100	29,973
31505	Staff Housing Allowances	-	7,800	-	-	2,500	2,500	2,575
31506	Staff Telephone Allowance	660	720	720	720	720	720	742
31507	Staff Transport Allowance	2,530	2,760	2,760	2,760	2,760	2,760	2,843
	Civil Servants Employment Costs	292,728	337,120	322,032	321,689	317,459	317,459	326,983
31101	Wages	7,011	-	-	-	-	-	-
31105	Wages - NI Cost	339	-	-	-	-	-	-
31108	Wages - NHI Cost	221	-	-	-	-	-	-
	Waged Staff Employment Costs	7,571	-	-	-	-	-	-
32301	Accomm. And Subs.Local travel	2,845	1,000	-	-	426	438	452
32305	Transport: Air and Sea fares	3,085	1,940	1,665	1,525	990	1,020	1,050
32401	Accomm. And Subs.Intern. Travel	1,300	1,000	-	-	-	-	-
32402	Airfare International Travel	-	1,300	-	-	-	-	-
32499	Other Cost on International Travel	1,657	-	-	-	-	-	-
32601	Electricity Charge	14,799	16,400	11,386	8,555	16,500	16,995	17,505
32803	Communication Expenses	3,401	3,500	1,615	1,786	3,500	3,605	3,713
33001	Office Supplies	1,854	2,800	2,800	2,419	3,000	3,090	3,183
33002	Printing and Binding	-	400	-	315	500	515	530
33399	Other Supplies Mat. & Equipment	9,860	20,000	14,547	13,937	10,000	10,300	10,609
33505	Carriage of Mail	20,432	20,400	20,400	20,472	23,430	24,133	24,857
33799	Other Maintenance Services	-	-	-	-	250	258	265
33801	Uniforms & Protective Clothing	-	-	-	-	1,500	1,545	1,591
34002	Rental of Building	4,072	6,000	5,622	3,910	6,000	6,180	6,365
34305	Professional and Consultancy Services	-	-	-	-	3,000	3,090	3,183
35001	Local Training	-	-	-	-	2,100	2,163	2,228
35501	Advertising	-	800	-	-	800	824	849
35502	Promotions	-	2,000	-	-	2,000	2,060	2,122
35706	Contributions International Inst.	-	6,000	6,000	-	6,000	6,180	6,365
35707	Contributions Regional Inst.	18,485	6,000	8,000	7,832	5,000	5,150	5,305
	Operating Costs	81,790	89,540	72,035	60,751	84,996	87,546	90,172
	TOTAL COSTS	382,089	426,660	394,067	382,440	402,455	405,005	417,155

GOVERNMENT OF THE TURKS AND CAICOS ISLANDS

Estimate of Consolidated Fund Receipts and Payments for April 2014-March 2017

52 Government Support Services

Estate Management Department 056		2012/2013	2013/2014			2014/2015	2015/2016	2016/2017
Code	Description	Actual	Original Estimate	Revised Estimate	Unaudited Actual	Estimate	Estimate	Estimate
31001	Civil Servants - Salaries	154,322	82,480	17,660	15,415	110,320	110,320	113,630
31008	Civil Servants - NI Cost	5,482	2,556	676	572	4,014	4,014	4,134
31010	Civil Servants - NHI Cost	4,497	3,003	353	286	3,824	3,824	3,939
31501	Civil Servants - Allowances	10,090	900	-	(142)	1,907	14,267	14,695
31505	Housing Allowance	4,500	10,410	-	-	-	10,200	10,506
31506	Staff Telephone Allowance	2,317	2,100	15	15	2,520	2,520	2,596
31507	Staff Transport Allowance	3,604	4,200	-	-	4,440	4,440	4,573
Civil Servants Employment Costs		184,812	105,649	18,704	16,146	127,025	149,585	154,073
31101	Wages	1,042,191	1,145,149	1,280,485	1,273,381	1,309,242	1,309,242	1,348,519
31103	Overtime on Wages	-	2,000	668	227	2,000	2,000	2,060
31105	Wages - NI Cost	46,102	52,769	57,096	58,366	61,347	61,347	63,187
31108	Wages - NHI Cost	30,971	34,414	37,530	38,384	40,898	40,898	42,125
Waged Staff Employment Costs		1,119,264	1,234,332	1,375,779	1,370,358	1,413,487	1,413,487	1,455,892
32301	Accomm. And Subs. Local travel	624	540	-	-	-	-	-
32305	Transport: Air and Sea fares	2,883	740	-	-	-	-	-
32399	Transport Other	-	-	-	-	-	-	-
32401	Accomm. And Subs. Intern. Travel	-	1,500	-	-	-	-	-
32402	Airfare International Travel	-	1,500	-	-	-	-	-
32601	Electricity Charge	242,825	316,200	320,937	263,311	205,000	211,150	217,485
32602	Water Charge	-	300	-	-	1,060	1,092	1,125
32803	Communication Expenses	-	600	-	-	2,640	2,719	2,801
33001	Office Supplies	894	620	-	400	1,540	1,586	1,634
33005	Security Expenses	302,788	550,000	400,925	399,513	550,000	566,500	583,495
33399	Other Supplies Mat. & Equipment	-	500	-	-	2,000	2,060	2,122
33749	Reinstatement Costs	219,251	150,000	53,000	52,551	25,000	25,750	26,523
34002	Rental of Building	3,346,422	3,480,000	3,255,000	3,211,613	3,490,000	3,594,700	3,702,541
38099	Other Sundry Expenses	350	-	-	-	-	-	-
Operating Costs		4,116,037	4,502,501	4,029,862	3,927,388	4,277,240	4,405,557	4,537,724
TOTAL COSTS		5,420,113	5,842,481	5,424,345	5,313,891	5,817,752	5,968,629	6,147,688

GOVERNMENT OF THE TURKS AND CAICOS ISLANDS

Estimate of Consolidated Fund Receipts and Payments for April 2014-March 2017

52 Government Support Services

Code	Energy and Utilities Department 077 Description	2012/2013	2013/2014			2014/2015	2015/2016	2016/2017
		Actual	Original Estimate	Revised Estimate	Unaudited Actual	Estimate	Estimate	Estimate
13027	Petroleum Licences	-	81,500	81,500	-	81,500	84,353	87,305
18040	Water Related Operations	200	3,000	3,000	300	-	-	-
18042	Water and Sewage Related Operations	-	3,300	3,300	12,200	-	-	-
	TOTAL REVENUE	200	87,800	87,800	12,500	81,500	84,353	87,305
31001	Civil Servants - Salaries	88,394	86,680	86,680	68,624	86,800	86,800	89,404
31008	Civil Servants - NI Cost	3,753	2,512	2,344	1,699	3,039	3,039	3,130
31010	Civil Servants - NHI Cost	2,952	3,326	2,659	1,941	3,174	3,174	3,269
31501	Civil Servants - Allowances	3,047	9,000	15,901	13,754	7,800	7,800	8,034
31505	Staff Housing Allowances	7,380	7,800	4,240	750	5,532	5,532	5,698
31506	Staff Telephone Allowance	1,265	2,400	1,640	1,400	2,016	2,016	2,076
31507	Staff Transport Allowance	3,565	4,980	3,500	2,760	3,660	3,660	3,770
	Civil Servants Employment Costs	110,356	116,698	116,964	90,928	112,021	112,021	115,382
32301	Accomm. And Subs.Local travel	825	1,000	1,153	885	440	453	467
32305	Transport: Air and Sea fares	2,675	2,400	1,127	1,910	1,240	1,277	1,315
32401	Accomm. And Subs.Intern. Travel	2,690	3,000	3,000	2,412	4,128	4,252	4,380
32402	Airfare International Travel	1,463	3,000	3,753	2,808	4,128	4,252	4,380
32601	Electricity Charge	(9,885)	4,800	3,904	2,314	1,500	1,545	1,591
32602	Water Charge	-	480	147	84	480	494	509
32803	Communication Expenses	1,066	2,400	320	165	1,000	1,030	1,061
33001	Office Supplies	1,196	1,000	1,000	805	1,530	1,576	1,623
33002	Printing & Binding	-	1,020	1,020	-	1,200	1,236	1,273
33003	Computer Supplies	-	1,000	800	775	1,100	1,133	1,167
33104	Technical References	1,472	600	600	574	1,600	1,648	1,697
33302	Field Supplies	-	500	500	-	1,550	1,597	1,644
33399	Other Supplies Mat. & Equipment	503	5,300	10,800	10,466	3,000	3,090	3,183
34207	Water and Sewerage Board Expenditure	-	4,050	4,050	3,150	8,750	9,013	9,283
34305	Professional and Consultancy	45,184	5,500	-	-	5,500	5,665	5,835
35001	Local Training	396	1,700	1,700	100	2,500	2,575	2,652
35002	Overseas Training	999	2,600	2,600	1,489	2,600	2,678	2,758
38099	Other Sundry Expenses	-	1,500	-	-	1,250	1,288	1,326
38402	Cost of Electricity Review	9,667	-	-	-	-	-	-
	Operating Costs	58,251	41,850	36,474	27,937	43,496	44,801	46,145
	TOTAL COSTS	168,607	158,548	153,438	118,865	155,517	156,822	161,527

GOVERNMENT OF THE TURKS AND CAICOS ISLANDS

Estimate of Consolidated Fund Receipts and Payments for April 2014-March 2017

52 *Government Support Services*

Code	EMS Project Management Division 081 Description	2012/2013	2013/2014			2014/2015	2015/2016	2016/2017
		Actual	Original Estimate	Revised Estimate	Unaudited Actual	Estimate	Estimate	Estimate
31001	Civil Servants - Salaries	236,612	310,050	282,990	282,990	271,200	271,200	279,336
31005	Civil Servants - Overtime	435	-	-	3,626	-	-	-
31008	Civil Servants - NI Cost	9,933	13,722	8,003	8,023	12,364	12,364	12,735
31010	Civil Servants - NHI Cost	7,230	10,354	9,078	9,180	9,682	9,682	9,972
31501	Civil Servants - Allowances	1,601	6,750	9,097	9,530	27,894	27,894	28,731
31505	Staff Housing Allowances	5,644	16,640	9,623	9,135	-	-	-
31506	Staff Telephone Allowance	2,792	4,440	3,000	3,000	6,960	6,960	7,169
31507	Staff Transport Allowance	1,348	7,260	4,100	4,100	12,840	12,840	13,225
	Civil Servants Employment Costs	265,595	369,216	325,891	329,583	340,940	340,940	351,168
32301	Accomm. and Subs. Local Travel	4,322	3,840	1,300	1,426	1,241	1,278	1,316
32305	Transport: Air and Sea fares	7,819	8,196	5,075	5,826	5,583	5,750	5,922
32401	Accomm. and Subs. Intern Travel	-	600	-	-	1,000	1,030	1,061
32402	Airfare - International Travel	160	1,200	-	-	1,200	1,236	1,273
32499	Other cost on international Travel	-	600	-	-	-	-	-
33001	Office Supplies	2,175	-	-	-	-	-	-
34304	Consultancy Services	-	-	-	-	10,000	10,300	10,609
	Operating Costs	14,476	14,436	6,375	7,252	19,023	19,594	20,182
	TOTAL COSTS	280,071	383,652	332,266	336,835	359,963	360,534	371,350

GOVERNMENT OF THE TURKS AND CAICOS ISLANDS

Estimate of Consolidated Fund Receipts and Payments for April 2014-March 2017

52 Government Support Services

EMS Maintenance Division 082		2012/2013	2013/2014			2014/2015	2015/2016	2016/2017
Code	Description	Actual	Original Estimate	Revised Estimate	Unaudited Actual	Estimate	Estimate	Estimate
31001	Civil Servants - Salaries	103,256	199,380	156,686	157,212	180,780	180,780	186,203
31005	Civil Servants - Overtime	-	-	-	2,014	-	-	-
31008	Civil Servants - NI Cost	5,727	8,388	6,994	7,131	8,170	8,170	8,415
31010	Civil Servants - NHI Cost	4,836	6,457	5,320	5,459	6,523	6,523	6,719
31501	Civil Servants - Allowances	3,185	7,051	11,549	10,926	28,727	28,727	29,589
31505	Staff Housing Allowances	-	2,750	941	2,073	-	-	-
31506	Staff Telephone Allowance	-	2,160	1,219	1,429	4,080	4,080	4,202
31507	Staff Transport Allowance	1,868	3,900	2,220	2,220	3,900	3,900	4,017
Civil Servants Employment Costs		118,872	230,086	184,929	188,463	232,180	232,180	239,145
31101	Wages	359,958	875,350	818,347	837,856	898,326	898,326	925,276
31103	Overtime	94	-	-	4,088	-	-	-
31105	Wages - NI Cost	16,174	40,266	36,393	37,978	40,760	40,760	41,983
31108	Wages - NHI Cost	11,053	26,260	24,598	25,318	26,833	26,833	27,638
Waged Staff Employment Costs		387,279	941,877	879,338	905,241	965,919	965,919	994,897
32301	Accomm. and Subs. Local Travel	725	1,500	571	1,081	628	647	666
32305	Transport: Air and Sea fares	1,678	2,500	2,112	2,500	2,323	2,393	2,465
32401	Accomm. and Subs. Intern. Travel	800	1,000	-	-	-	-	-
32402	Airfare International Travel	-	-	-	-	-	-	-
32499	Other Cost on International Travel	-	1,500	-	-	-	-	-
33001	Office Supplies	926	-	-	-	-	-	-
33701	Maint. Fixed Assets Air Cond	94,745	95,000	96,000	94,682	110,000	113,300	116,699
33703	Maint. Fixed Assets Docks & Marine	10,781	18,000	18,000	6,830	20,000	20,600	21,218
33704	Maint. Fixed Assets Schools Build.	227,606	350,000	350,000	338,778	350,000	360,500	371,315
33705	Maint. Fixed Assets Medical Build.	37,651	55,000	70,000	58,494	50,000	51,500	53,045
33707	Maint. Fixed Assets Other Building	212,444	270,000	295,000	292,069	240,000	247,200	254,616
33708	Maintenance of Fixed Assets Misc.	2,571	1,000	1,000	1,146	-	-	-
33713	Maintenance of Roads and Drains	997,489	550,000	506,000	500,824	470,000	484,100	498,623
33716	Maintenance Street Lighting	548,319	634,992	653,492	696,188	710,000	731,300	753,239
33728	Maintenance of Coastal Structures	21,116	40,000	40,000	760	20,000	20,600	21,218
33745	Street Cleaning	42,495	50,500	45,500	44,460	40,000	41,200	42,436
33750	Maintenance of Generators	26,044	43,000	40,000	36,375	40,000	41,200	42,436
33751	Procure. & Erect Road Signs	18,074	30,000	20,000	5,000	20,000	20,600	21,218
33752	Fire Safety Maintenance	9,599	20,000	17,000	14,400	25,000	25,750	26,523
33799	Other Maintenance Services	49,874	17,000	37,500	36,371	20,000	20,600	21,218
34305	Consultancy Fees	-	40,000	25,000	15,300	15,000	15,450	15,914
Operating Costs		2,302,937	2,220,992	2,217,175	2,145,257	2,132,951	2,196,940	2,262,848
TOTAL COSTS		2,809,088	3,392,955	3,281,442	3,238,961	3,331,050	3,395,039	3,496,890

GOVERNMENT OF THE TURKS AND CAICOS ISLANDS

Estimate of Consolidated Fund Receipts and Payments for April 2014-March 2017

52 *Government Support Services*

Code	Central Purchasing Unit 094 Description	2012/2013	2013/2014			2014/2015	2015/2016	2016/2017
		Actual	Original Estimate	Revised Estimate	Unaudited Actual	Estimate	Estimate	Estimate
31001	Civil Servants - Salaries	58,999	111,540	86,280	86,280	87,960	87,960	90,599
31008	Civil Servants - NI Cost	2,270	4,126	3,279	3,279	4,419	3,544	3,650
31010	Civil Servants - NHI Cost	1,849	3,495	2,606	2,606	3,449	2,797	2,881
31501	Civil Servants - Allowances	2,175	1,000	900	900	3,624	5,064	5,216
31505	Staff Housing Allowances	4,200	-	-	-	-	-	-
31506	Staff Telephone Allowance	465	1,200	1,200	1,200	1,200	1,200	1,236
31507	Transport Allowance	140	2,760	2,760	2,760	2,140	2,140	2,204
Civil Servants Employment Costs		70,098	124,122	97,025	97,025	102,792	102,705	105,786
31101	Wages	62,288	62,040	62,180	65,383	62,038	62,038	63,899
31105	Wages - NI Cost	2,739	2,854	2,830	2,950	2,808	2,808	2,892
31108	Wages - NHI Cost	1,849	1,861	1,865	1,962	1,872	1,872	1,928
Waged Staff Employment Costs		66,876	66,755	66,875	70,294	66,718	66,718	68,720
32301	Accom. And Subs. Local Travel	-	550	-	100	-	-	-
32305	Transport: Air and Sea Fares	145	1,080	327	565	360	370	382
32401	Accom. And Subs. Intern. Travel	-	1,500	-	50	-	-	-
32402	Airfare International Travel	-	1,500	-	-	-	-	-
32601	Electricity Charge	2,593	7,536	9,016	7,702	9,000	9,270	9,548
32803	Communication Expenses	-	1,500	1,500	902	1,800	1,854	1,910
33001	Office Supplies	4,457	2,500	2,500	2,457	3,000	3,090	3,183
33508	Fuel	264,260	358,000	378,000	377,517	403,000	415,090	427,543
33516	Pest Control Services	-	1,000	422	-	1,000	1,030	1,061
33725	Upkeep of Grounds	-	1,000	1,000	1,000	1,000	1,030	1,061
38018	Unallocated Stores	407,140	433,000	433,000	432,926	480,000	494,400	509,232
38021	Suspense Adjustment	(320,121)	(360,000)	(360,000)	(405,178)	(420,000)	(432,600)	(445,578)
38099	Other Sundry Expenses	-	1,000	1,000	934	500	515	530
Operating Costs		358,474	450,166	466,765	418,974	479,660	494,049	508,871
TOTAL COSTS		495,448	641,043	630,665	586,294	649,170	663,472	683,377

GOVERNMENT OF THE TURKS AND CAICOS ISLANDS

Estimate of Consolidated Fund Receipts and Payments for April 2014-March 2017

52 Government Support Services

Code	Radio Turks and Caicos 115 Description	2012/2013	2013/2014			2014/2015	2015/2016	2016/2017
		Actual	Original Estimate	Revised Estimate	Unaudited Actual	Estimate	Estimate	Estimate
18052	Radio Commercials	-	100,000	100,000	66,556	100,000	103,500	107,123
	TOTAL REVENUE	-	100,000	100,000	66,556	100,000	103,500	107,123
31001	Civil Servants - Salaries	-	216,240	224,480	223,270	235,920	235,920	242,998
31008	Civil Servants - NI Cost	-	6,257	8,141	8,122	9,332	9,332	9,612
31010	Civil Servants - NHI Cost	-	7,402	6,954	6,979	7,713	7,713	7,944
31501	Civil Servants - Allowances	-	3,480	11,612	5,561	13,380	13,380	13,781
31505	Staff Housing Allowances	-	14,400	6,000	7,200	-	-	-
31506	Staff Telephone Allowance	-	5,400	5,400	3,230	3,600	3,600	3,708
31507	Transport Allowance	-	7,200	7,690	7,690	9,000	9,000	9,270
	Civil Servants Employment Costs	-	260,379	270,277	262,052	278,945	278,945	287,313
31101	Wages	-	47,260	45,102	50,302	43,320	43,320	44,620
31105	Wages - NI Cost	-	2,174	2,048	2,277	2,592	2,592	2,670
31108	Wages - NHI Cost	-	1,418	1,359	1,509	1,728	1,728	1,780
	Waged Staff Employment Costs	-	50,852	48,509	54,088	47,640	47,640	49,069
32301	Accom. And Subs. Local Travel	-	6,000	900	561	618	637	656
32305	Transport: Air and Sea Fares	-	6,960	1,140	860	1,254	1,292	1,330
32401	Accom. And Subs. Intern. Travel	-	2,000	-	-	-	-	-
32402	Airfare International Travel	-	2,000	-	-	-	-	-
32601	Electricity Charge	-	3,500	-	-	3,500	3,605	3,713
32803	Communication Expenses	-	25,000	24,500	24,022	35,000	36,050	37,132
32806	Postage and Courier	-	300	-	-	300	309	318
32807	Tower	-	24,000	17,042	17,309	-	-	-
33001	Office Supplies	-	4,000	4,000	3,731	5,000	5,150	5,305
33101	Subscriptions	-	40,880	29,880	16,568	40,880	42,106	43,370
33399	Other Supplies Mat. and Equipment	-	3,000	3,000	2,665	3,500	3,605	3,713
33599	Other Operating Costs	-	2,000	2,000	1,714	2,000	2,060	2,122
33799	Other Maintenance Services	-	-	-	-	3,000	3,090	3,183
34002	Rental of Building	-	21,600	21,600	21,152	21,153	21,788	22,441
34207	Board Fees & Expenses	-	9,000	3,000	1,050	9,000	9,270	9,548
34401	Maintenance of Software	-	-	-	-	2,000	2,060	2,122
34503	Insurance	-	-	-	-	10,000	10,300	10,609
34704	Meetings and Conferences	-	1,000	1,000	-	1,000	1,030	1,061
35001	Local Training	-	-	-	-	3,500	3,605	3,713
35501	Advertising	-	500	500	-	500	515	530
35707	Contributions Regional Inst.	-	2,200	2,200	-	2,200	2,266	2,334
35816	Broadcasting Commission	-	-	-	-	-	-	-
38099	Other Sundry Expenses	-	-	-	-	1,500	1,545	1,591
	Operating Costs	-	153,939	110,761	89,631	145,905	150,282	154,791
	TOTAL COSTS	-	465,169	429,548	405,771	472,490	476,867	491,173

GOVERNMENT OF THE TURKS AND CAICOS ISLANDS

Estimate of Consolidated Fund Receipts and Payments for April 2014-March 2017

54 Ministry of Finance, Trade & Investment

Ministry of Finance, Trade & Investment 111		2012/2013	2013/2014			2014/2015	2015/2016	2016/2017
Code	Description	Actual	Original Estimate	Revised Estimate	Unaudited Actual	Estimate	Estimate	Estimate
31001	Civil Servants - Salaries	372,287	502,540	387,320	387,320	346,810	346,810	357,214
31008	Civil Servants - NI Cost	10,572	21,301	10,501	10,500	13,494	13,494	13,899
31010	Civil Servants - NHI Cost	11,772	15,876	12,446	12,407	15,410	15,410	15,872
31501	Civil Servants - Allowances	43,907	26,660	36,412	35,718	34,596	34,596	35,634
31506	Staff Telephone Allowance	3,119	-	-	-	1,200	1,200	1,236
31507	Staff Transportation Allowance	1,969	-	-	-	2,220	2,220	2,287
	Civil Servants Employment Costs	443,626	566,376	446,678	445,944	413,730	413,730	426,142
31101	Wages	-	-	-	-	-	-	-
31105	Wages - NI Cost	886	-	-	-	-	-	-
31108	Wages - NHI Cost	578	-	-	-	-	-	-
	Waged Staff Employment Costs	1,464	-	-	-	-	-	-
32003	Incentives/Honoraria	16,100	17,100	14,500	14,500	18,000	18,540	19,096
32301	Accomm. And Subs.Local travel	59,485	33,000	21,312	22,406	23,443	24,146	24,871
32303	Minister's Domestic Travel	-	9,173	7,018	7,071	7,720	7,951	8,190
32305	Transport: Air and Sea fares	27,274	30,520	17,458	18,829	19,204	19,780	20,373
32401	Accomm. And Subs.Intern. Travel	11,881	12,500	16,289	12,280	17,918	18,455	19,009
32402	Airfare International Travel	9,842	10,000	8,386	9,474	9,225	9,501	9,786
32403	Ministers Airfare International Travel	-	30,000	13,546	11,087	14,901	15,348	15,808
32404	Minister's Intern. Travel Allowance	-	20,000	12,453	7,415	13,698	14,109	14,533
32601	Electricity Charge	117,402	136,411	73,682	63,586	60,000	61,800	63,654
32803	Communication Expenses	80,545	93,000	22,119	22,785	68,200	70,246	72,353
32806	Postage and Courier	-	754	-	250	2,124	2,188	2,253
33001	Office Supplies	15,230	14,000	14,000	10,920	12,400	12,772	13,155
33003	Computer Supplies	-	4,900	4,900	2,379	2,500	2,575	2,652
33004	Office Cleaning	55	-	-	-	-	-	-
33399	Other Supplies Mat. & Equipment	1,801	2,000	2,000	1,728	500	515	530
34305	Professional and Consultancy	25,330	95,000	42,198	20,244	75,000	77,250	79,568
34701	Local Hosting and Entertainment	48	11,000	5,000	55	24,000	24,720	25,462
34704	Meeting and Conferences	4,558	10,000	11,000	11,564	11,496	11,841	12,196
35001	Local Training	-	2,000	2,000	1,977	3,300	3,399	3,501
35002	Overseas Training	-	2,000	2,000	-	11,000	11,330	11,670
35707	Contributions to Regional Inst.	30,077	100,000	142,352	142,689	100,000	103,000	106,090
35723	Airline Subsidy	364,800	250,000	250,000	250,800	250,000	257,500	265,225
35799	Other Grants and Contributions	10,000	20,500	12,900	10,200	114,200	117,626	121,155
35805	Subvention to TCIInvest Agency	167,650	-	-	-	-	-	-
35812	Subvention to Civil Aviation Authority	843,750	843,750	843,750	843,750	1,143,750	869,063	895,134
38099	Other Sundry Expenses	3,378	7,000	4,000	2,040	22,100	22,763	23,446
	Operating Costs	1,789,206	1,754,608	1,542,863	1,488,028	2,024,678	1,776,419	1,829,711
	TOTAL COSTS	2,234,296	2,320,984	1,989,542	1,933,972	2,438,408	2,190,149	2,255,853

GOVERNMENT OF THE TURKS AND CAICOS ISLANDS

Estimate of Consolidated Fund Receipts and Payments for April 2014-March 2017

54 Ministry of Finance, Trade & Investment

Code	Budget Office 017 Description	2012/2013	2013/2014			2014/2015	2015/2016	2016/2017
		Actual	Original Estimate	Revised Estimate	Unaudited Actual	Estimate	Estimate	Estimate
31001	Civil Servants - Salaries	89,872	213,240	140,436	174,665	197,900	197,900	203,837
31008	Civil Servants - NI Cost	2,257	5,800	4,126	4,126	5,800	5,800	5,974
31010	Civil Servants - NHI Cost	2,653	7,121	5,307	5,208	7,121	7,121	7,335
31501	Civil Servants - Allowances	450	9,000	9,000	145	1,000	1,000	1,270
31505	Staff Housing Allowance	1,000	12,000	12,000	823	12,000	12,000	12,360
31506	Staff Telephone Allowance	-	900	789	75	1,800	1,800	1,854
31507	Staff Transportation Allowance	1,203	2,220	3,225	2,182	2,760	2,760	2,843
	Civil Servants Employment Costs	97,435	250,281	174,883	187,225	228,381	228,381	235,472
32301	Accomm. And Subs. Local travel	601	1,500	3,913	3,530	5,081	5,114	5,147
32305	Transport: Air and Sea fares	960	1,500	852	971	426	438	452
32399	Transport Other	85	125	66	50	73	75	77
32401	Accomm. And Subs. Intern. Travel	-	5,000	1,100	1,100	4,210	4,246	4,283
32402	Airfare International Travel	-	5,004	3,254	3,253	3,369	3,470	3,574
32601	Electricity	-	-	-	-	8,000	8,240	8,487
32803	Communication Expenses	781	3,000	1,735	1,694	3,000	3,090	3,183
33001	Office Supplies	1,435	2,935	5,235	4,822	3,935	4,023	4,114
33002	Printing and Binding	153	2,000	629	575	2,000	2,060	2,122
33003	Computer Supplies	-	250	-	-	250	258	265
33101	Subscriptions	-	1,000	620	507	1,000	1,030	1,061
34701	Local Hosting and Entertainment	-	1,000	650	143	1,000	1,030	1,061
35002	Overseas Training	-	5,004	804	650	5,004	5,154	5,309
38099	Other Sundry Expenses	-	2,000	2,000	1,663	2,000	2,060	2,122
	Operating Costs	4,015	30,318	20,858	18,958	39,348	40,288	41,256
	TOTAL COSTS	101,450	280,599	195,741	206,183	267,729	268,669	276,729

GOVERNMENT OF THE TURKS AND CAICOS ISLANDS

Estimate of Consolidated Fund Receipts and Payments for April 2014-March 2017

54 Ministry of Finance, Trade & Investment

Strategic Policy and Planning Department 018		2012/2013	2013/2014			2014/2015	2015/2016	2016/2017
		Actual	Original Estimate	Revised Estimate	Unaudited Actual	Estimate	Estimate	Estimate
Code	Description							
31001	Civil Servants - Salaries	271,064	337,020	333,361	342,008	397,320	397,320	409,240
31008	Civil Servants - NI Cost	8,117	10,920	9,540	9,499	11,370	11,370	11,711
31010	Civil Servants - NHI Cost	8,271	11,800	10,759	10,759	12,033	12,033	12,394
31501	Civil Servants - Allowances	18,119	21,180	21,360	21,360	21,360	21,360	22,001
31505	Staff Housing Allowances	5,887	24,000	8,648	-	24,000	24,000	24,720
31506	Staff Telephone Allowance	2,790	5,400	5,400	5,400	5,400	5,400	5,562
31507	Staff Transportation Allowance	3,198	11,700	8,880	8,880	13,320	13,320	13,720
Civil Servants Employment Costs		317,446	422,020	397,948	397,905	484,803	484,803	499,347
32301	Accomm. And Subs.Local travel	4,636	5,000	4,811	5,226	4,476	4,610	4,748
32304	Transport: Mileage	-	100	85	85	6	6	6
32305	Transport: Air and Sea fares	11,985	9,996	3,885	3,885	3,838	3,953	4,072
32399	Transport Other	1,053	1,200	81	-	89	92	95
32401	Accomm. And Subs.Intern. Travel	3,118	4,000	4,000	4,000	2,500	2,575	2,652
32402	Airfare International Travel	1,171	5,000	5,127	5,127	7,000	7,210	7,426
32601	Electricity Charge	24,163	35,000	22,770	21,618	35,000	36,050	37,132
32602	Water Charge	-	200	-	-	200	206	212
32803	Communication Expenses	6,909	9,996	6,606	6,606	10,000	10,300	10,609
32806	Postage and Courier	118	150	-	-	195	201	207
33001	Office Supplies	2,198	2,000	2,000	1,409	2,000	2,060	2,122
33003	Computer Supplies	300	300	300	59	600	618	637
33004	Office Cleaning	342	100	-	-	-	-	-
33101	Subscriptions	-	1,000	110	110	600	618	637
33399	Other Supplies Mat. & Equipment	-	100	100	-	-	-	-
34305	Professional and Consultancy	46,471	20,000	34,018	34,018	12,500	12,875	13,261
35001	Local Training	300	-	-	-	-	-	-
35002	Overseas Training	1,025	3,500	-	-	3,500	3,605	3,713
38016	Statistical Surveys	1,000	30,000	30,000	28,388	32,838	33,823	34,838
Operating Costs		104,789	127,642	113,893	110,530	115,341	118,802	122,366
TOTAL COSTS		422,235	549,662	511,841	508,435	600,144	603,605	621,713

GOVERNMENT OF THE TURKS AND CAICOS ISLANDS

Estimate of Consolidated Fund Receipts and Payments for April 2014-March 2017

54 Ministry of Finance, Trade & Investment

Code	Customs Department 019 Description	2012/2013	2013/2014			2014/2015	2015/2016	2016/2017
		Actual	Original Estimate	Revised Estimate	Unaudited Actual	Estimate	Estimate	Estimate
15001	Aviation Fuel Royalty	357,394	399,189	399,189	470,268	393,644	407,422	421,682
15002	Duty Free Shops Royalties	1,323,937	1,345,478	1,345,478	1,443,851	1,919,076	1,986,244	2,055,762
15003	Export Duty	4,675	5,000	5,000	181	-	-	-
15004	Import Duty	48,581,744	50,735,000	50,735,000	52,699,085	53,659,033	55,537,099	57,480,898
15005	Fuel Tax	6,917,250	7,254,245	7,254,245	7,681,224	8,321,135	8,550,275	8,849,535
15006	Customs Processing Fee	18,967,088	19,823,514	19,823,514	22,572,546	26,619,038	27,550,704	28,514,979
15007	Freight and Insurance Tax	-	4,684,491	4,684,491	2,394,719	1,775,000	1,837,125	1,901,424
16008	Berthing Fees	105	-	-	6	-	-	-
16027	Penalties	88,159	88,203	88,203	35,374	57,666	59,684	61,803
17007	Warehouse Rents	47,875	47,843	47,843	32,699	40,694	42,118	43,592
18001	Cargo Dues	24	-	-	-	-	-	-
18012	Overtime Cost Recovered	1,329,496	1,500,000	1,500,000	1,626,639	1,530,861	1,584,441	1,639,896
18021	Sale of Confiscated Goods	69,528	22,250	22,250	4,848	17,486	18,098	18,731
18099	Other Receipts	-	200	200	115	104	108	112
18102	Customs Refunds	(125,025)	(120,000)	(120,000)	(130,847)	(120,000)	(120,000)	(120,000)
	TOTAL REVENUE	77,562,250	85,785,413	85,785,413	88,830,708	94,213,737	97,453,318	100,868,414
31001	Civil Servants - Salaries	1,347,390	1,460,536	1,470,246	1,464,580	1,495,460	1,495,460	1,540,324
31005	Civil Servants - Overtime	299,089	200,000	258,638	273,504	225,000	225,000	231,750
31008	Civil Servants - NI Cost	64,342	86,631	74,635	74,652	66,839	66,839	68,844
31010	Civil Servants - NHI Cost	55,029	62,512	62,640	62,973	53,240	53,240	54,837
31501	Civil Servants - Allowances	241,038	307,884	315,699	303,529	261,840	261,840	269,695
31505	Staff Housing Allowances	61,083	59,820	67,505	67,505	45,060	45,060	46,412
31506	Staff Telephone Allowance	8,680	22,920	10,279	9,979	8,760	8,760	9,023
31507	Staff Transportation Allowance	17,710	32,580	34,787	30,047	22,680	22,680	23,360
	Civil Servants Employment Costs	2,094,361	2,232,883	2,294,429	2,286,770	2,178,879	2,178,879	2,244,245
31101	Wages	25,347	16,224	26,200	27,248	16,224	16,224	16,711
31103	Overtime	-	-	-	-	-	-	-
31105	Wages - NI Cost	1,166	746	1,205	1,253	732	732	754
31108	Wages - NHI Cost	763	487	409	440	492	492	507
	Waged Staff Employment Costs	27,276	17,457	27,814	28,941	17,448	17,448	17,971
32301	Accomm. And Subs.Local travel	5,541	6,000	8,720	8,720	8,939	9,207	9,483
32304	Transport: Mileage	-	2,000	-	-	-	-	-
32305	Transport: Air and Sea fares	12,923	12,000	15,723	14,135	13,995	14,415	14,848
32399	Transport Other	-	2,000	-	-	-	-	-
32401	Accomm. And Subs.Intern. Travel	4,550	8,000	2,842	2,132	3,126	3,220	3,317
32402	Airfare International Travel	7,758	10,000	3,993	2,995	4,392	4,524	4,660
32601	Electricity Charge	87,612	99,603	88,063	78,922	102,588	105,666	108,836
32602	Water Charge	5,389	6,600	7,480	7,026	6,237	6,424	6,617
32803	Communication Expenses	107,614	90,000	80,178	79,488	70,000	72,100	74,263
33001	Office Supplies	18,638	18,000	18,000	15,063	18,456	19,010	19,580
33002	Printing and Binding	285	1,000	1,000	336	-	-	-
33004	Office Cleaning	856	1,200	-	-	-	-	-
33399	Other Supplies Mat. & Equipment	250	1,000	1,225	1,225	2,004	2,064	2,126
33508	Fuel	1,040	1,800	1,800	60	-	-	-
33718	Repair of Office Equipment	767	-	-	-	-	-	-
33719	Repairs and Servicing of Vehicles	3,657	-	-	(284)	3,996	4,116	4,239
33721	Repairs and Servicing Other Equipment	781	1,000	1,000	836	2,004	2,064	2,126
33801	Uniforms & Protective Clothing	29,317	35,000	35,000	34,697	36,048	37,129	38,243
33802	Cleaning Material	919	1,500	1,500	1,275	2,004	2,064	2,126
34004	Hire of Heavy Equip & Machinery	81,382	82,000	83,515	83,515	84,456	86,990	89,599
34202	Business Licensing Board	50	-	-	-	-	-	-
34204	Drug Dogs costs	30,865	36,000	36,957	36,957	37,080	38,192	39,338

GOVERNMENT OF THE TURKS AND CAICOS ISLANDS

Estimate of Consolidated Fund Receipts and Payments for April 2014-March 2017

54 Ministry of Finance, Trade & Investment

Customs Department 019		2012/2013	2013/2014			2014/2015	2015/2016	2016/2017
Code	Description	Actual	Original Estimate	Revised Estimate	Unaudited Actual	Estimate	Estimate	Estimate
34304	Pathology Fees	-	2,000	2,000	90	-	-	-
34305	Professional and Consultancy	46,377	40,000	55,939	55,939	41,196	42,432	43,705
34401	Maintenance of Software	8,370	24,000	21,771	21,525	24,720	25,462	26,225
34405	Intelligence Computer System	13,953	60,000	55,000	53,629	61,800	63,654	65,564
34701	Local Hosting and Entertainment	1,971	2,000	1,575	1,575	2,496	2,571	2,648
35001	Local Training	-	2,000	2,000	-	8,004	8,244	8,491
35002	Overseas Training	-	10,000	10,000	7,550	12,000	12,360	12,731
35707	Contributions Regional Inst.	-	10,000	-	-	10,296	10,605	10,923
36006	Drug Prevention	-	2,500	-	-	2,580	2,657	2,737
37503	Compensation	-	5,000	5,000	3,660	5,148	5,302	5,462
38099	Other Sundry Expenses	9,359	9,000	9,000	8,113	9,504	9,789	10,083
Operating Costs		480,224	581,203	549,281	519,177	573,069	590,261	607,969
TOTAL COSTS		2,601,861	2,831,543	2,871,524	2,834,889	2,769,396	2,786,588	2,870,186

Financial Services Commission 020		2012/2013	2013/2014			2014/2015	2015/2016	2016/2017
Code	Description	Actual	Original Estimate	Revised Estimate	Unaudited Actual	Estimate	Estimate	Estimate
16056	Financial Services Commission Net Revenue	1,734,698	2,500,000	2,500,000	2,384,966	2,678,258	981,639	1,015,996
TOTAL REVENUE		1,734,698	2,500,000	2,500,000	2,384,966	2,678,258	981,639	1,015,996

GOVERNMENT OF THE TURKS AND CAICOS ISLANDS

Estimate of Consolidated Fund Receipts and Payments for April 2014-March 2017

54 Ministry of Finance, Trade & Investment

Code	Accountant General Department 021 Description	2012/2013	2013/2014			2014/2015	2015/2016	2016/2017
		Actual	Original Estimate	Revised Estimate	Unaudited Actual	Estimate	Estimate	Estimate
17001	Interest Income	527,029	898,400	898,400	835,677	750,000	550,000	350,000
17009	Bond Interest	265,583	250,584	250,584	533,641	246,300	326,000	126,000
18099	Other Receipts	-	-	-	-	-	-	-
	TOTAL REVENUE	792,612	1,148,984	1,148,984	1,369,318	996,300	876,000	476,000
31001	Civil Servants - Salaries	441,667	777,805	733,054	702,007	1,072,680	1,072,680	1,104,860
31005	Civil Servants - Overtime	13,747	-	-	-	-	-	-
31008	Civil Servants - NI Cost	19,624	28,502	25,938	14,588	40,928	40,928	42,156
31010	Civil Servants - NHI Cost	15,109	25,117	26,541	26,963	34,943	34,943	35,991
31501	Civil Servants - Allowances	36,131	39,147	49,950	49,332	34,164	34,164	35,189
31505	Staff Housing Allowances	-	12,000	5,000	-	41,400	41,400	42,642
31506	Staff Telephone Allowance	1,905	3,240	2,970	2,970	7,200	7,200	7,416
31507	Staff Transportation Allowance	5,502	5,040	9,830	10,070	16,680	16,680	17,180
	Civil Servants Employment Costs	533,685	890,852	853,284	805,932	1,247,995	1,247,995	1,285,435
31101	Wages	37,447	22,680	20,925	21,730	-	-	-
31105	Wages - NI Cost	1,242	1,043	955	992	-	-	-
31108	Wages - NHI Cost	799	680	628	652	-	-	-
	Waged Staff Employment Costs	39,488	24,404	22,508	23,374	-	-	-
32301	Accomm. And Subs.Local travel	19,899	15,000	4,991	3,366	8,515	8,771	9,034
32305	Transport: Air and Sea fares	6,721	8,000	6,967	5,572	7,664	7,894	8,130
32401	Accomm. And Subs.Intern. Travel	2,410	10,000	7,075	4,708	7,783	8,016	8,256
32402	Airfare International Travel	1,426	10,000	1,285	-	1,414	1,456	1,500
32601	Electricity Charge	12,746	5,000	10,928	12,633	9,600	9,888	10,185
32803	Communication Expenses	30,361	26,200	30,913	33,127	28,800	29,664	30,554
32806	Postage and Courier	-	732	725	594	780	803	828
33001	Office Supplies	33,201	30,000	30,000	30,426	32,400	33,372	34,373
33005	Security Expenses	31,439	30,757	24,529	23,829	30,000	30,900	31,827
33503	Bank Charges	209,648	968	258,468	1,024	240,000	247,200	254,616
33508	Fuel	-	-	-	-	-	-	-
33512	Supplies	-	-	-	1,410	-	-	-
33599	Other Operating Expenses	23,827	1,560	1,560	-	1,800	1,854	1,910
34002	Rental of Building	12,000	12,000	12,000	12,000	12,000	12,360	12,731
34305	Professional and Consultancy	3,840	30,000	20,000	17,108	30,000	30,900	31,827
34401	Maintenance of Software	56,207	24,140	24,900	18,623	24,860	25,606	26,374
34599	Other Insurance	-	167,289	118,244	-	170,400	175,512	180,777
35001	Local Training	3,225	5,000	2,000	-	4,800	4,944	5,092
35002	Overseas Training	-	10,000	5,000	2,405	10,000	10,300	10,609
38003	Gain or Loss on Exchange	842	-	-	-	-	-	-
38099	Other Sundry Expenses	6,255	1,800	1,800	1,324	-	-	-
39801	Prior Year Adjustment	(1,180)	-	-	43,362	-	-	-
	Operating Costs	452,867	388,446	561,385	211,511	620,815	639,439	658,622
	TOTAL COSTS	1,026,040	1,303,702	1,437,176	1,040,817	1,868,810	1,887,434	1,944,057

GOVERNMENT OF THE TURKS AND CAICOS ISLANDS

Estimate of Consolidated Fund Receipts and Payments for April 2014-March 2017

54 Ministry of Finance, Trade & Investment

Code	Revenue Control Unit 025 Description	2012/2013	2013/2014			2014/2015	2015/2016	2016/2017
		Actual	Original Estimate	Revised Estimate	Unaudited Actual	Estimate	Estimate	Estimate
11001	Accommodation Tax	34,025,085	37,869,450	37,869,450	40,948,130	43,125,183	45,071,442	47,325,014
11005	Communications Tax	2,428,541	3,305,980	3,305,980	1,860,521	3,834,008	3,968,198	4,107,085
11013	Seaport Departure Tax	1,320,778	1,350,776	1,350,776	1,685,761	1,685,000	2,238,975	2,630,014
11018	Domestic Financial Services Tax	1,980,103	1,996,676	1,996,676	2,031,765	2,097,276	2,202,140	2,312,247
11019	Insurance Premiums Tax	760,394	792,542	792,542	809,711	832,791	874,431	918,153
11020	General Services Tax	-	900,000	900,000	-	-	-	-
12004	Stamp Duty - Vehicle Hire	761,019	793,021	793,021	912,632	832,369	873,987	917,687
13005	Business Licence Application	231,766	250,030	250,030	261,260	724,000	760,200	798,210
13006	Business Licence Renewal	2,545,367	2,958,000	2,958,000	1,879,100	2,890,000	2,902,733	3,080,500
13007	Telecommunications Licences	3,172,532	3,250,000	3,250,000	2,417,939	3,400,000	3,400,000	3,400,000
14001	Broad based tax	-	-	-	-	-	-	-
16039	Hotel Inspection Fees	13,255	13,910	13,910	12,680	14,614	15,344	16,111
16047	Administration of Business Licence	10,340	10,340	10,340	4,730	4,800	5,040	5,292
16049	Customs Service Charge	2,495	-	-	-	-	-	-
16062	Telecommunication Net Revenue	-	-	-	-	1,050,000	377,750	509,971
16101	Sand Mining	-	350,000	350,000	-	100	104	107
18002	Circulatory Coins	932	1,000	1,000	1,061	1,071	1,125	1,181
18003	Commemorative Coins	846	1,000	1,000	1,380	1,205	1,265	1,329
18004	Dishonoured Revenue Cheques	-	-	-	6,409	-	-	-
18009	Map Sales	1,306	-	-	13,993	-	-	-
18054	NIB Revenue	-	1,000,000	1,000,000	-	-	-	-
18055	Grants	-	4,000,000	4,000,000	8,259	4,000,000	5,000,000	4,000,000
18058	NFF Contribution	-	1,280,936	1,280,936	-	-	-	-
18059	Dormant Accounts Receipts	-	-	-	-	1,000,000	400,000	200,000
18099	Other Receipts	691,373	66,001	66,001	436,346	66,912	70,258	73,770
	TOTAL REVENUE	47,946,132	60,189,661	60,189,662	53,291,677	65,559,329	68,162,992	70,296,671
31001	Civil Servants - Salaries	550,625	784,560	769,254	769,254	901,760	901,760	928,813
31008	Civil Servants - NI Cost	17,770	31,328	27,359	27,359	35,052	35,052	36,104
31010	Civil Servants - NHI Cost	17,843	27,108	25,165	25,165	29,413	29,413	30,295
31501	Civil Servants - Allowances	46,920	41,640	41,661	43,545	44,040	44,040	45,361
31505	Staff Housing Allowances	17,554	36,000	37,500	37,500	37,500	37,500	38,625
31506	Staff Telephone Allowance	1,866	2,520	2,606	2,876	2,520	2,520	2,596
31507	Staff Transportation Allowance	2,835	38,880	22,420	24,640	15,000	15,000	15,450
	Civil Servants Employment Costs	655,413	962,036	925,965	930,338	1,065,285	1,065,285	1,097,244
32301	Accomm. And Subs.Local travel	4,198	5,688	18,452	15,539	20,297	20,906	21,533
32305	Transport: Air and Sea fares	3,400	6,348	10,598	9,319	11,658	12,008	12,368
32401	Accomm. And Subs.Intern. Travel	4,810	5,916	1,175	2,432	1,293	1,331	1,371
32402	Airfare International Travel	8,192	5,000	1,533	4,192	1,686	1,737	1,789
32601	Electricity Charge	8,835	23,952	34,990	25,634	28,956	29,825	30,719
32602	Water Charge	-	756	-	660	3,504	3,609	3,717
32803	Communication Expenses	10,453	19,560	16,929	14,553	18,000	18,540	19,096
33001	Office Supplies	4,216	8,868	8,868	8,032	15,000	15,450	15,914
33002	Printing and Binding	-	1,500	1,500	1,327	3,600	3,708	3,819
33003	Computer Supplies	-	1,500	1,500	1,484	5,004	5,154	5,309
33005	Security Expenses	5,328	3,324	3,000	3,504	3,324	3,424	3,526
33101	Subscriptions	-	660	660	369	1,200	1,236	1,273
34401	Maintenance of Software	28,800	54,792	54,792	54,778	60,000	61,800	63,654
35001	Local Training	650	2,500	2,500	2,362	6,000	6,180	6,365
35002	Overseas Training	5,463	6,000	6,000	585	7,200	7,416	7,638
35501	Advertising	400	1,500	16,500	2,540	2,400	2,472	2,546
35799	Other Grants & Contributions	3,068	-	-	-	-	-	-
	Operating Costs	87,813	147,864	178,997	147,309	189,122	194,795	200,639
	TOTAL COSTS	743,226	1,109,900	1,104,962	1,077,647	1,254,407	1,260,080	1,297,883

GOVERNMENT OF THE TURKS AND CAICOS ISLANDS

Estimate of Consolidated Fund Receipts and Payments for April 2014-March 2017

54 Ministry of Finance, Trade & Investment

Code	TCI Airports Authority 049 Description	2012/2013	2013/2014			2014/2015	2015/2016	2016/2017
		Actual	Original Estimate	Revised Estimate	Unaudited Actual	Estimate	Estimate	Estimate
11015	Airports Authority Excess Revenue	1,500,000	-	-	-	1,900,000	3,000,000	3,000,000
	TOTAL REVENUE	1,500,000	-	-	-	1,900,000	3,000,000	3,000,000

Code	Port Authority 078 Description	2012/2013	2013/2014			2014/2015	2015/2016	2016/2017
		Actual	Original Estimate	Revised Estimate	Unaudited Actual	Estimate	Estimate	Estimate
16100	Port Authority Excess Revenue	1,013,739	1,074,450	1,074,450	1,428,884	1,074,450	1,112,056	1,150,978
	TOTAL REVENUE	1,013,739	1,074,450	1,074,450	1,428,884	1,074,450	1,112,056	1,150,978
35815	Port Authority Expenditure	6,746	-	-	-			
	Operating Costs	6,746	-	-	-	-	-	-
	TOTAL COSTS	6,746	-	-	-	-	-	-

GOVERNMENT OF THE TURKS AND CAICOS ISLANDS

Estimate of Consolidated Fund Receipts and Payments for April 2014-March 2017

54 Ministry of Finance, Trade & Investment

Code	Investment Unit 116 Description	2012/2013	2013/2014			2014/2015	2015/2016	2016/2017
		Actual	Original Estimate	Revised Estimate	Unaudited Actual	Estimate	Estimate	Estimate
31001	Civil Servants - Salaries	80,038	190,540	147,285	147,285	190,540	190,540	196,256
31008	Civil Servants - NI Cost	-	5,361	3,571	3,571	5,361	5,361	5,522
31010	Civil Servants - NHI Cost	-	5,974	4,001	4,011	5,974	5,974	6,153
31501	Civil Servants - Allowances	760	8,580	5,035	5,674	22,980	22,980	23,669
	Civil Servants Employment Costs	80,798	210,455	159,892	160,541	224,855	224,855	231,601
32301	Accomm. And Subs.Local travel	3,422	3,600	193	145	212	219	225
32305	Transport: Air and Sea fares	4,856	6,000	3,961	3,251	4,357	4,488	4,622
32399	Transport Other	1,358	1,000	102	76	112	116	119
32401	Accomm. And Subs.Intern. Travel	2,096	5,000	14,807	7,797	16,288	16,776	17,280
32402	Airfare International Travel	4,590	10,000	3,050	3,224	3,355	3,456	3,559
32601	Electricity Charge	8,674	12,000	7,628	12,246	12,000	12,360	12,731
32803	Communication Expenses	850	12,000	4,000	-	12,000	12,360	12,731
32806	Postage and Courier	-	1,800	-	339	1,800	1,854	1,910
33001	Office Supplies	1,464	5,000	5,000	2,981	5,000	5,150	5,305
33003	Computer supplies	1,693	2,000	2,000	297	2,000	2,060	2,122
34305	Professional & Consultancy	-	50,000	50,000	-	50,000	51,500	53,045
34701	Local Hosting and Entertainment	-	3,600	3,600	-	3,600	3,708	3,819
34704	Meetings and Conferences	-	24,000	12,000	10,475	24,000	24,720	25,462
35002	Overseas Training	-	30,000	10,000	2,650	30,000	30,900	31,827
35501	Advertising	31,741	190,000	171,000	98,885	90,000	92,700	95,481
35502	Promotions	-	78,455	78,455	34,339	90,000	92,700	95,481
35503	Public Relations	-	15,000	5,000	120	-	-	-
35801	Subvention to InvestTCI	-	-	-	-	-	854,600	880,238
38099	Other Sundry Expenses	-	5,000	2,000	767	5,000	5,150	5,305
	Operating Costs	60,744	454,455	372,796	177,593	349,724	1,214,816	1,251,261
	TOTAL COSTS	141,542	664,910	532,688	338,134	574,579	1,439,671	1,482,861

GOVERNMENT OF THE TURKS AND CAICOS ISLANDS

Estimate of Consolidated Fund Receipts and Payments for April 2014-March 2017

54 Ministry of Finance, Trade & Investment

Code	Exchange of Information Unit 120 Description	2012/2013	2013/2014			2014/2015	2015/2016	2016/2017
		Actual	Original Estimate	Revised Estimate	Unaudited Actual	Estimate	Estimate	Estimate
31001	Civil Servants - Salaries	-	95,400	63,615	70,665	95,400	95,400	98,262
31008	Civil Servants - NI Cost	-	4,149	2,506	2,798	3,381	3,381	3,482
31010	Civil Servants - NHI Cost	-	3,092	1,419	1,419	3,586	3,586	3,694
31501	Allowances	-	-	6,090	1,130	11,400	11,400	11,742
31506	Staff Telephone Allowance	-	3,240	1,825	2,245	2,520	2,520	2,596
31507	Staff Transportation Allowance	-	4,440	2,365	2,370	3,360	3,360	3,461
	Civil Servants Employment Costs	-	110,321	77,820	80,627	119,647	119,647	123,236
32301	Accomm. & Subs. Local Travel	-	2,500	2,207	1,838	2,428	2,501	2,576
32305	Transport: Air and Sea fares	-	2,004	2,127	2,155	2,340	2,410	2,482
32401	Accomm. Travel & Sub for International Travel	-	15,000	25,000	9,925	27,500	28,325	29,175
32402	Airfare International Travel	-	12,000	17,000	10,726	18,700	19,261	19,839
32803	Communication Expenses	-	2,700	-	1,365	2,781	2,864	2,950
32804	Telephones International Cost	-	-	-	1,100	-	-	-
32806	Postage and Courier	-	240	-	-	247	254	262
33001	Office Supplies	-	1,500	1,500	1,062	1,500	1,545	1,591
33002	Printing and Binding	-	240	240	-	247	254	262
33003	Computer supplies	-	1,200	1,200	-	1,236	1,273	1,311
34402	Maintenance of hardware	-	-	-	-	15,000	15,450	15,914
34305	Professional and consultancy	-	20,000	-	-	10,000	10,300	10,609
35002	Overseas Training	-	10,000	5,000	374	5,300	5,459	5,623
35707	Contributions to regional institutions	-	-	-	-	22,000	22,660	23,340
	Operating Costs	-	67,384	54,274	28,545	109,278	112,557	115,933
	TOTAL COSTS	-	177,705	132,094	109,172	228,925	232,204	239,170

GOVERNMENT OF THE TURKS AND CAICOS ISLANDS

Estimate of Consolidated Fund Receipts and Payments for April 2014-March 2017

54 Ministry of Finance, Trade & Investment

Central Information Technology Unit 093		2012/2013	2013/2014			2014/2015	2015/2016	2016/2017
Code	Description	Actual	Original Estimate	Revised Estimate	Unaudited Actual	Estimate	Estimate	Estimate
31001	Civil Servants - Salaries	439,426	575,300	441,793	441,793	465,300	465,300	479,259
31005	Overtime on PE	10,602	2,197	2,197	2,197	2,197	2,197	2,263
31008	Civil Servants - NI Cost	15,005	18,992	9,738	9,738	18,992	18,992	19,562
31010	Civil Servants - NHI Cost	13,431	18,484	14,115	14,124	18,484	18,484	19,039
31501	Civil Servants - Allowances	18,394	1,200	22,910	24,410	26,200	26,200	26,986
31505	Staff Housing Allowances	-	11,700	2,700	2,700	11,700	11,700	12,051
31506	Staff Telephone Allowance	8,160	8,235	7,425	7,425	8,235	8,235	8,482
31507	Transport Allowance	9,301	17,495	14,400	14,400	17,495	17,495	18,020
Civil Servants Employment Costs		514,319	653,603	515,278	516,788	568,603	568,603	585,661
32301	Accom. And Subs. Local Travel	23,329	12,144	21,889	18,764	24,078	24,800	25,544
32305	Transport: Air and Sea Fares	15,046	17,244	6,894	9,458	7,583	7,811	8,045
32401	Accom. And Subs. Intern. Travel	-	3,060	2,036	1,200	2,240	2,307	2,376
32402	Airfare International Travel	-	3,060	2,104	751	2,314	2,384	2,455
32601	Electricity Charge	-	7,140	22,880	25,052	7,140	7,354	7,575
32803	Communication Expenses	99,735	99,492	86,520	79,047	99,492	102,477	105,551
33001	Office Supplies	2,734	7,650	7,650	6,431	7,650	7,880	8,116
33003	Computer supplies	817	3,060	3,060	2,250	3,060	3,152	3,246
33530	Data Communication Cost	16,228	580,000	692,500	686,088	1,897,500	1,650,000	1,699,500
34305	Professional and Consultancy	67,500	87,000	87,000	86,682	45,000	46,350	47,741
34401	Maintenance of Software	322,644	270,760	270,760	271,446	270,760	278,883	287,249
34402	Maintenance of Hardware	5,200	-	-	-	-	-	-
34403	Computer Software - Licence Fees	248,450	473,003	473,003	348,074	473,003	487,193	501,809
35001	Local Training	405	1,530	6,000	6,000	1,530	1,576	1,623
38099	Other Sundry Expenses	798	2,040	-	1,101	2,040	2,101	2,164
Operating Costs		802,886	1,567,183	1,682,296	1,542,343	2,843,390	2,624,267	2,702,995
TOTAL COSTS		1,317,205	2,220,786	2,197,574	2,059,130	3,411,993	3,192,870	3,288,656

GOVERNMENT OF THE TURKS AND CAICOS ISLANDS

Estimate of Consolidated Fund Receipts and Payments for April 2014-March 2017

55 Ministry of Health & Human Services

Code	Health 072 Description	2012/2013	2013/2014			2014/2015	2015/2016	2016/2017
		Actual	Original Estimate	Revised Estimate	Unaudited Actual	Estimate	Estimate	Estimate
31001	Civil Servants - Salaries	601,439	976,888	763,510	756,035	910,052	910,052	937,354
31005	Civil Servants - Overtime	4,600	-	-	-	-	-	-
31008	Civil Servants - NI Cost	21,023	29,935	23,100	22,794	32,838	32,838	33,823
31010	Civil Servants - NHI Cost	19,887	33,562	24,621	24,466	30,323	30,323	31,233
31501	Civil Servants - Allowances	40,712	63,740	55,002	55,551	66,000	66,000	67,980
31505	Staff Housing Allowances	51,140	48,180	29,592	33,906	49,500	49,500	50,985
31506	Staff Telephone Allowance	7,041	9,960	9,323	9,563	16,440	16,440	16,933
31507	Staff Transportation Allowance	13,432	19,980	15,160	14,975	29,460	29,460	30,344
Civil Servants Employment Costs		759,274	1,182,244	920,307	917,289	1,134,613	1,134,613	1,168,651
31101	Wages	75,070	-	-	-	15,756	15,756	16,229
31103	Overtime on Wages	787	-	-	-	-	-	-
31105	Wages - NI Cost	3,196	-	-	-	708	708	729
31108	Wages - NHI Cost	2,663	-	-	-	468	468	482
Waged Staff Employment Costs		81,716	-	-	-	16,932	16,932	17,440
32301	Accomm. And Subs.Local travel	17,335	18,656	13,311	14,886	14,642	15,081	15,534
32303	Minister's Local Travel	-	21,600	5,311	6,860	5,842	6,017	6,198
32305	Transport: Air and Sea fares	22,458	20,108	14,536	21,105	15,990	16,469	16,963
32399	Transport Other	648	144	1,073	805	1,180	1,216	1,252
32401	Accomm. And Subs.Intern. Travel	884	5,000	6,014	3,885	6,615	6,814	7,018
32402	Airfare International Travel	-	8,000	16,297	12,223	17,927	18,465	19,018
32403	Minister's Intern. Travel Airfares	-	30,000	13,772	15,130	15,149	15,604	16,072
32404	Minister's Intern. Travel Allowance	-	18,500	17,766	12,867	19,543	20,129	20,733
32499	Other Cost on International Travel	-	-	-	-	-	-	-
32601	Electricity Charge	55,325	53,196	49,490	54,754	53,196	54,792	56,436
32602	Water Charge	3,327	4,560	2,736	2,406	4,560	4,697	4,838
32803	Communication Expenses	34,031	21,684	23,527	23,410	22,335	23,005	23,695
33001	Office Supplies	7,515	6,444	6,444	5,992	6,444	6,637	6,836
33399	Other Supplies Mat. & Equipment	6,617	2,388	2,388	2,209	2,388	2,460	2,533
33511	Port Charges Freight Handling Load	3,124	648	648	579	648	667	687
34002	Rental of Building	1,575	-	-	-	-	-	-
34201	Awards and Prizes	86	-	-	-	-	-	-
34207	Board Expenses	12,687	14,700	14,700	12,155	25,141	25,895	26,672
34236	Facilities Management	6,000	-	-	280	-	-	-
34238	National Epidemiology and Research Unit	9,581	16,428	16,428	14,058	16,428	16,921	17,428
34239	Health Emergency Management Unit	13,665	16,272	16,272	16,287	56,272	57,960	59,699
34240	Health Planning and Promotion Unit	18,353	17,100	17,100	11,998	17,100	17,613	18,141
34241	Health Regulatory Agency	12,377	10,800	10,800	8,518	205,620	211,789	218,142
34305	Professional and Consultancy	167,042	228,208	388,208	172,715	303,828	312,943	322,331
34702	National Celebrations	1,034	3,000	2,500	1,698	3,090	3,183	3,278
34704	Meeting and Conferences	3,246	2,592	3,092	2,595	2,592	2,670	2,750
35001	Local Training	-	1,404	1,404	1,310	5,000	5,150	5,305
35502	Promotions	494	-	-	-	-	-	-
35707	Contributions to Regional Inst.	3,175	15,092	15,092	14,991	15,092	15,545	16,011
36104	Transfer to National Health Insurance Board	18,000,000	18,000,000	20,448,000	20,377,908	19,500,000	18,025,000	18,565,750
36204	EMS - Ambulatory Services	10,322	10,320	10,320	1,549	10,320	10,630	10,948
38027	Outstanding Medical Bills	-	-	-	-	30,000	30,900	31,827
38099	Other Sundry Expenses	3,007	2,304	2,304	2,202	2,304	2,373	2,444
39201	Infraco Unitary Payment	18,326,112	18,468,060	19,220,060	19,217,020	18,468,060	19,022,102	19,592,765
39202	Reconciliation and Windstorm Insurance	5,968,895	5,500,000	5,500,000	5,312,133	5,245,400	5,441,902	5,605,159
Operating Costs		42,708,915	42,517,208	45,839,593	45,344,529	44,092,706	43,394,627	44,696,466
TOTAL COSTS		43,549,905	43,699,452	46,759,901	46,261,818	45,244,251	44,546,172	45,882,557

GOVERNMENT OF THE TURKS AND CAICOS ISLANDS

Estimate of Consolidated Fund Receipts and Payments for April 2014-March 2017

55 Ministry of Health & Human Services

Code	Dental Department 029 Description	2012/2013	2013/2014			2014/2015	2015/2016	2016/2017
		Actual	Original Estimate	Revised Estimate	Unaudited Actual	Estimate	Estimate	Estimate
16011	Dental Fees	21,384	24,338	24,338	34,166	38,000	39,330	40,707
	TOTAL REVENUE	21,384	24,338	24,338	34,166	38,000	39,330	40,707
31001	Civil Servants - Salaries	257,954	308,072	294,648	292,062	360,720	360,720	371,542
31008	Civil Servants - NI Cost	10,479	12,865	12,390	12,345	14,319	14,319	14,749
31010	Civil Servants - NHI Cost	9,073	12,374	10,330	10,269	13,954	13,954	14,373
31501	Civil Servants - Allowances	9,029	29,160	19,863	10,706	30,360	30,360	31,271
31505	Staff Housing Allowances	42,860	64,300	53,437	53,964	74,340	74,340	76,570
31506	Staff Telephone Allowance	2,210	2,640	1,901	2,036	3,600	3,600	3,708
31507	Staff Transportation Allowance	3,565	8,280	4,845	5,341	8,280	8,280	8,528
	Civil Servants Employment Costs	335,170	437,691	397,414	386,724	505,573	505,573	520,740
31101	Wages	20,013	29,256	30,218	31,426	15,514	15,514	15,979
31105	Wages - NI Cost	919	1,346	1,390	1,446	696	696	717
31108	Wages - NHI Cost	602	878	907	943	468	468	482
	Waged Staff Employment Costs	21,534	31,479	32,515	33,814	16,678	16,678	17,178
32301	Accomm. And Subs. Local travel	15,512	7,200	16,700	16,165	16,646	17,146	17,660
32305	Transport: Air and Sea fares	9,608	12,000	7,146	7,281	7,861	8,096	8,339
32401	Accom and Subs. International Travel	1,828	2,000	1,092	472	1,201	1,237	1,274
32402	Airfare International Travel	-	5,000	6,452	5,960	8,821	9,086	9,358
32499	Other Cost on International Travel	-	3,000	694	349	763	786	810
32601	Electricity Charge	9,303	15,000	3,000	2,900	3,600	3,708	3,819
32602	Water Charge	103	2,000	42	63	2,400	2,472	2,546
32803	Communication Expenses	1,937	2,500	834	1,529	3,000	3,090	3,183
33001	Office Supplies	544	1,500	1,500	986	1,800	1,854	1,910
33102	Purchase of Text Books	-	300	300	-	600	618	637
33399	Other Supplies Mat. & Equipment	35,490	45,000	45,000	45,032	48,000	49,440	50,923
33511	Port Charges Freight Handling Load	345	3,501	3,650	3,636	6,000	6,180	6,365
33718	Repair of Office Equipment	1,350	1,500	1,500	1,030	1,800	1,854	1,910
33721	Repairs and Servicing Other Equipment	65	2,500	2,500	2,997	3,600	3,708	3,819
33801	Uniforms & Protective Clothing	5,050	6,550	6,257	3,550	4,000	4,120	4,244
35002	Overseas Training	-	1,500	1,500	1,042	8,000	8,240	8,487
35399	Other Medical Supplies	-	2,700	2,700	2,684	900	927	955
35501	Advertising	-	-	-	-	-	-	-
	Operating Costs	81,135	113,751	100,867	95,676	118,992	122,562	126,239
	TOTAL COSTS	437,839	582,921	530,796	516,214	641,243	644,813	664,158

GOVERNMENT OF THE TURKS AND CAICOS ISLANDS

Estimate of Consolidated Fund Receipts and Payments for April 2014-March 2017

55 Ministry of Health & Human Services

Code	Primary Health Care 030 Description	2012/2013	2013/2014			2014/2015	2015/2016	2016/2017
		Actual	Original Estimate	Revised Estimate	Unaudited Actual	Estimate	Estimate	Estimate
16020	Medical Fees and Charges	82,806	68,053	68,053	74,110	63,541	65,765	68,067
16055	Migrant Health Processing Fee	-	80,000	80,000	237,391	76,600	79,281	82,056
	TOTAL REVENUE	82,806	148,053	148,053	311,501	140,141	145,046	150,123
31001	Civil Servants - Salaries	731,373	1,060,765	905,919	905,942	982,200	982,200	1,011,666
31008	Civil Servants - NI Cost	32,770	45,772	39,746	39,750	39,659	39,659	40,849
31010	Civil Servants - NHI Cost	25,255	36,682	31,917	31,937	43,440	43,440	44,743
31501	Civil Servants - Allowances	73,032	86,066	73,253	73,853	193,008	193,008	198,798
31505	Staff Housing Allowances	62,808	165,105	103,228	106,628	119,880	119,880	123,476
31506	Staff Telephone Allowance	3,508	16,560	5,167	5,047	5,760	5,760	5,933
31507	Staff Transportation Allowance	17,794	59,330	18,620	22,197	21,120	21,120	21,754
	Civil Servants Employment Costs	946,540	1,470,279	1,177,849	1,185,353	1,405,067	1,405,067	1,447,219
31101	Wages	54,317	29,472	66,424	66,732	28,283	28,283	29,131
31105	Wages - NI Cost	2,328	1,356	2,876	2,883	1,272	1,272	1,310
31108	Wages - NHI Cost	1,524	884	1,926	1,931	852	852	878
	Waged Staff Employment Costs	58,169	31,712	71,226	71,545	30,407	30,407	31,319
32301	Accomm. And Subs.Local travel	58,229	40,000	39,199	37,621	43,119	44,412	45,745
32305	Transport: Air and Sea fares	8,428	6,000	7,653	7,346	8,418	8,671	8,931
32399	Transport Other	2,047	1,980	3,153	2,285	3,468	3,572	3,680
32401	Accomm. And Subs.Intern. Travel	-	4,404	2,316	3,341	2,548	2,624	2,703
32402	Airfare International Travel	11,266	9,600	5,912	5,573	6,503	6,698	6,899
32403	Minister's Airfare	-	-	-	-	-	-	-
32601	Electricity Charge	22,500	30,000	46,168	45,558	33,000	33,990	35,010
32602	Water Charge	3,990	3,564	5,318	4,199	5,040	5,191	5,347
32801	Facsimile International Cost	-	-	-	290	-	-	-
32802	Facsimile International Cost	240	-	-	-	-	-	-
32803	Communication Expenses	31,233	30,330	33,980	29,542	30,324	31,234	32,171
33001	Office Supplies	6,277	6,000	6,000	5,692	6,000	6,180	6,365
33003	Computer Supplies	400	-	-	-	-	-	-
33399	Other Supplies Mat. & Equipment	3,447	3,444	3,444	3,389	3,444	3,547	3,654
33511	Port Charges Freight Handling Load	6,857	9,600	12,500	9,820	9,600	9,888	10,185
33801	Uniforms & Protective Clothing	10,100	13,600	13,600	11,200	13,596	14,004	14,424
34002	Rental of Building	10,400	12,000	12,000	11,874	12,000	12,360	12,731
34305	Professional and Consultancy	10,003	6,000	6,000	5,964	3,000	3,090	3,183
35301	Drugs and Medicines	30,765	53,296	53,296	37,534	54,895	56,542	58,238
35399	Other Medical Supplies	30,143	49,992	49,992	49,255	51,492	53,037	54,628
36004	Disaster Assistance	1,000	8,800	8,800	8,714	8,796	9,060	9,332
	Operating Costs	247,325	288,610	309,331	279,196	295,243	304,101	313,224
	TOTAL COSTS	1,252,034	1,790,601	1,558,407	1,536,094	1,730,717	1,739,574	1,791,762

GOVERNMENT OF THE TURKS AND CAICOS ISLANDS

Estimate of Consolidated Fund Receipts and Payments for April 2014-March 2017

55 Ministry of Health & Human Services

Code	National HIV Prevention Unit 032 Description	2012/2013	2013/2014			2014/2015	2015/2016	2016/2017
		Actual	Original Estimate	Revised Estimate	Unaudited Actual	Estimate	Estimate	Estimate
31001	Civil Servants - Salaries	97,887	144,060	106,660	114,143	144,060	144,060	148,382
31008	Civil Servants - NI Cost	4,007	6,123	4,164	4,449	6,223	6,223	6,410
31010	Civil Servants - NHI Cost	2,983	5,004	3,236	3,407	4,888	4,888	5,035
31501	Civil Servants - Allowances	2,229	5,760	3,900	4,410	10,356	10,356	10,667
31505	Staff Housing Allowances	415	9,000	-	5,423	-	-	-
31506	Telephone Allowance	-	2,400	-	-	2,400	2,400	2,472
31507	Transport Allowance	2,693	5,580	3,900	4,740	6,120	6,120	6,304
Civil Servants Employment Costs		110,214	177,926	121,860	136,573	174,047	174,047	179,268
31101	Wages	5,370	-	-	-	-	-	-
31105	Wages - NI Cost	247	-	-	-	-	-	-
31108	Wages - NHI Cost	161	-	-	-	-	-	-
Waged Staff Employment Costs		5,778	-	-	-	-	-	-
32301	Accomm. And Subs.Local travel	2,561	3,000	967	795	1,064	1,096	1,128
32305	Transport: Air and Sea fares	5,875	5,655	7,380	5,917	8,118	8,362	8,612
32401	Accomm. And Subs.Intern. Travel	-	3,000	4,736	3,217	5,210	5,366	5,527
32402	Airfare International Travel	-	2,500	3,036	3,036	3,340	3,440	3,543
32601	Electricity Charge	8,914	12,000	18,118	17,616	15,000	15,450	15,914
32602	Water Charge	852	3,000	194	218	600	618	637
32803	Communication Expenses	6,204	8,000	6,761	6,508	8,244	8,491	8,746
32806	Postage and Courier	-	125	13	10	132	136	140
33001	Office Supplies	1,674	3,000	3,000	2,887	3,090	3,183	3,278
33002	Printing and Binding	-	250	250	-	257	265	273
33004	Office Cleaning	-	-	-	-	-	-	-
33399	Other Supplies Mat. & Equipment	-	500	500	120	516	531	547
33801	Uniforms and Protective Clothing	400	900	900	400	927	955	983
34218	Treatment and Care (Aids)	84,623	96,000	93,000	91,499	100,000	103,000	106,090
34222	Youth Activities	8,522	8,000	8,000	7,539	8,240	8,487	8,742
34702	National Celebrations	7,228	10,000	10,000	9,685	10,300	10,609	10,927
34704	Meetings and Conferences	583	2,500	2,500	2,459	2,575	2,652	2,732
35501	Advertising	1,800	3,000	3,000	7,302	5,790	5,964	6,143
35502	Promotions	2,650	5,000	1,000	95	5,150	5,305	5,464
Operating Costs		131,886	166,430	163,355	159,303	178,552	183,908	189,426
TOTAL COSTS		247,878	344,356	285,215	295,876	352,599	357,955	368,694

GOVERNMENT OF THE TURKS AND CAICOS ISLANDS

Estimate of Consolidated Fund Receipts and Payments for April 2014-March 2017

55 Ministry of Health & Human Services

Code	Drug and Mental Health Unit 063 Description	2012/2013	2013/2014			2014/2015	2015/2016	2016/2017
		Actual	Original Estimate	Revised Estimate	Unaudited Actual	Estimate	Estimate	Estimate
31001	Civil Servants - Salaries	345,615	449,181	397,974	398,181	444,300	444,300	457,629
31008	Civil Servants - NI Cost	12,111	19,051	13,166	13,561	16,193	16,193	16,679
31010	Civil Servants - NHI Cost	10,290	15,902	12,131	12,381	18,494	18,494	19,049
31501	Civil Servants - Allowances	8,800	40,160	17,298	16,762	48,800	48,800	50,264
31505	Staff Housing Allowances	-	20,400	7,296	5,735	30,600	30,600	31,518
31506	Staff Telephone Allowance	3,680	5,520	3,977	4,441	12,000	12,000	12,360
31507	Staff Transport Allowance	7,474	14,820	9,278	10,102	21,060	21,060	21,692
	Civil Servants Employment Costs	387,970	565,034	461,120	461,162	591,447	591,447	609,190
32301	Accomm. And Subs.Local travel	9,058	15,000	13,522	13,637	21,960	22,619	23,297
32305	Transport: Air and Sea fares	10,025	10,000	10,755	11,930	11,831	12,185	12,551
32401	Accomm. And Subs.Intern. Travel	925	2,000	3,500	2,557	9,000	9,270	9,548
32402	Airfare International Travel	3,195	8,000	6,500	5,359	8,775	9,038	9,309
32601	Electricity Charge	146	3,330	2,764	3,455	6,000	6,180	6,365
32602	Water Charge	1,732	2,220	1,436	1,239	2,280	2,348	2,419
32803	Communication Expenses	6,254	6,000	4,378	4,356	7,332	7,552	7,779
32809	Line Rentals	247	-	-	-	-	-	-
33001	Office Supplies	98	330	330	315	1,800	1,854	1,910
33003	Computer Supplies	657	555	555	546	3,396	3,498	3,603
33004	Office Cleaning	826	880	454	711	2,400	2,472	2,546
33399	Other Supplies Mat. & Equipment	2,102	1,110	1,110	1,055	2,280	2,348	2,419
33511	Port Charges Freight Handling Load	-	-	-	-	-	-	-
34702	National Celebrations	1,800	2,500	2,500	2,335	4,980	5,129	5,283
34704	Meetings and Conferences	1,303	1,800	1,800	1,095	3,000	3,090	3,183
35004	Continuing Medical Training	-	2,400	2,400	-	2,472	2,546	2,623
35301	Drugs and Medicines	1,912	5,000	5,000	4,991	5,772	5,945	6,124
35399	Other Medical Supplies	2,736	-	-	-	-	-	-
35501	Advertising	876	-	-	-	-	-	-
36006	Drug Prevention	2,061	1,555	1,555	1,526	18,706	19,267	19,845
36101	Medical Treatment Overseas	206,818	270,000	270,000	247,371	188,323	193,973	199,792
38099	Other Sundry Expenses	3,228	3,000	1,000	2,190	2,196	2,262	2,330
	Operating Costs	255,999	335,680	329,559	304,666	302,503	311,578	320,925
	TOTAL COSTS	643,969	900,714	790,679	765,829	893,950	903,025	930,115

GOVERNMENT OF THE TURKS AND CAICOS ISLANDS

Estimate of Consolidated Fund Receipts and Payments for April 2014-March 2017

55 Ministry of Health & Human Services

Code	Special Needs Unit 089 Description	2012/2013	2013/2014			2014/2015	2015/2016	2016/2017
		Actual	Original Estimate	Revised Estimate	Unaudited Actual	Estimate	Estimate	Estimate
31001	Civil Servants - Salaries	389,620	512,546	511,168	500,250	640,472	640,472	659,686
31005	Overtime on PE	2,172	21,339	5,598	7,057	21,339	21,339	21,979
31008	Civil Servants - NI Cost	20,340	25,473	24,026	23,482	19,455	19,455	20,039
31009	Special Assistants	21,649	16,715	-	-	-	-	-
31010	Civil Servants - NHI Cost	12,890	17,985	15,825	15,793	25,059	25,059	25,811
31501	Civil Servants - Allowances	23,876	17,160	14,580	15,889	37,584	37,584	38,712
31505	Staff Housing Allowances	7,470	18,960	7,480	8,022	9,960	9,960	10,259
31506	Staff Telephone Allowance	1,970	3,360	3,214	3,244	5,280	5,280	5,438
31507	Staff Transportation Allowance	4,611	9,420	6,901	6,481	8,340	8,340	8,590
	Civil Servants Employment Costs	484,598	642,958	588,792	580,217	767,489	767,489	790,514
31101	Wages	183,271	258,600	211,138	234,710	248,710	248,710	256,171
31102	Leave Pay or Holiday Pay on Wages	-	17,600	-	-	17,600	17,600	18,128
31103	Overtime on Wages	3,070	3,300	2,200	-	3,300	3,300	3,399
31105	Wages - NI Cost	8,400	12,857	7,877	9,585	11,040	11,040	11,371
31108	Wages - NHI Cost	5,533	8,385	5,208	6,217	7,356	7,356	7,577
	Waged Staff Employment Costs	200,274	300,742	226,423	250,512	288,006	288,006	296,646
32301	Accomm. And Subs.Local travel	2,050	3,000	1,333	3,000	1,466	1,510	1,556
32305	Transport: Air and Sea fares	420	2,000	1,393	2,620	1,532	1,578	1,626
32399	Transport: Other	350	1,500	855	881	941	969	998
32401	Accom and Subs. International Travel	-	2,000	-	-	2,000	2,060	2,122
32402	Airfare International Travel	-	3,000	-	-	2,500	2,575	2,652
32499	Other Cost on International Travel	-	1,000	-	-	500	515	530
32601	Electricity Charge	87,424	95,000	90,096	88,764	95,004	97,854	100,790
32602	Water Charge	10,136	12,000	10,399	12,065	12,000	12,360	12,731
32803	Communication Expenses	745	8,500	8,093	7,790	8,500	8,755	9,018
33001	Office Supplies	1,560	2,500	2,500	3,025	2,500	2,575	2,652
33004	Office Cleaning	185	800	-	-	800	824	849
33399	Other Supplies Mat. and Equipment	31,814	30,000	30,000	29,851	27,000	27,810	28,644
33508	Fuel	-	1,000	250	-	1,000	1,030	1,061
33511	Port Charges Freight Handling Load	4,019	7,500	7,985	7,651	7,500	7,725	7,957
33512	Supplies	80,362	110,000	107,148	110,418	110,000	113,300	116,699
33599	Other Operating Expenses	1,528	7,500	9,867	7,468	7,500	7,725	7,957
33721	Repairs & Servicing Other Equipment	3,000	3,000	3,000	2,382	3,000	3,090	3,183
33801	Uniforms & Protective Clothing	14,724	16,000	16,000	15,157	11,000	11,330	11,670
34305	Professional and Consultancy	1,256	8,000	5,800	5,295	6,000	6,180	6,365
34702	National Celebrations	270	1,500	1,500	1,290	1,500	1,545	1,591
34704	Meetings and Conferences	-	1,500	1,500	1,384	1,500	1,545	1,591
35001	Local Training	-	2,496	2,496	2,470	4,490	4,625	4,763
35399	Other Medical Supplies	13,246	20,000	20,000	19,774	18,000	18,540	19,096
35501	Advertising	-	1,000	1,000	900	2,000	2,060	2,122
36016	Social Needs for the Handicap	104,000	110,000	110,000	109,203	110,000	113,300	116,699
	Operating Costs	357,089	450,796	431,215	431,386	438,233	451,380	464,921
	TOTAL COSTS	1,041,961	1,394,496	1,246,430	1,262,115	1,493,728	1,506,875	1,552,081

GOVERNMENT OF THE TURKS AND CAICOS ISLANDS

Estimate of Consolidated Fund Receipts and Payments for April 2014-March 2017

55 Ministry of Health & Human Services

National Public Health Laboratory 097		2012/2013	2013/2014			2014/2015	2015/2016	2016/2017
Code	Description	Actual	Original Estimate	Revised Estimate	Unaudited Actual	Estimate	Estimate	Estimate
31001	Civil Servants - Salaries	24,256	80,586	44,400	44,400	79,248	79,248	81,625
31008	Civil Servants - NI Cost	1,152	3,543	1,983	2,004	3,295	3,295	3,394
31010	Civil Servants - NHI Cost	757	3,181	1,467	1,467	3,697	3,697	3,808
31501	Civil Servants - Allowances	405	2,400	5,150	5,150	10,560	10,560	10,877
31505	Staff Housing Allowances	615	18,000	-	-	-	-	-
31506	Staff Telephone Allowance	-	600	600	600	2,400	2,400	2,472
31507	Staff Transportation Allowance	126	4,440	1,400	1,400	4,560	4,560	4,697
Civil Servants Employment Costs		27,311	112,750	55,000	55,021	103,760	103,760	106,873
31101	Wages	16,891	24,752	-	7,253	28,181	28,181	29,026
31103	Overtime on Wages	124	-	-	-	-	-	-
31105	Wages - NI Cost	783	1,139	-	319	1,272	1,272	1,310
31108	Wages - NHI Cost	512	743	-	211	840	840	865
Waged Staff Employment Costs		18,310	26,633	-	7,783	30,293	30,293	31,202
32301	Accomm. And Subs. Local travel	-	2,220	-	1,500	3,000	3,000	3,090
32305	Transport: Air and Sea fares	50	3,330	380	285	418	431	443
32401	Accom and Subs. International Travel	-	2,220	4,000	3,000	4,400	4,532	4,668
32402	Airfare International Travel	599	3,330	-	1,300	4,500	4,500	4,635
32601	Electricity Charge	2,180	6,000	1,298	2,371	6,000	6,180	6,365
32602	Water Charge	-	1,500	-	-	1,548	1,594	1,642
32803	Communication Expenses	-	3,500	2,909	3,139	3,612	3,720	3,832
32806	Postage and Courier	1,600	2,500	191	536	2,580	2,657	2,737
33001	Office Supplies	-	2,000	2,000	718	2,064	2,126	2,190
33003	Computer Supplies	-	1,110	1,110	-	1,140	1,174	1,209
33399	Other Supplies Mat. and Equipment	5,868	6,000	6,000	3,878	6,000	6,180	6,365
33511	Port Charges Freight Handling Load	3,520	5,550	5,550	4,313	5,712	5,883	6,060
33721	Repairs & Servicing Other Equipment	-	5,000	5,000	-	5,148	5,302	5,462
33801	Uniforms & Protective Clothing	-	17,760	17,760	15,759	1,596	1,644	1,693
34304	Pathology Fees	-	4,440	4,440	3,943	-	-	-
34309	Laboratory Services Abroad	-	4,440	4,440	-	2,400	2,472	2,546
34704	Meetings and Conferences	-	1,665	833	802	4,416	4,467	4,601
35302	Reagents and Chemicals	11,765	20,000	5,000	2,015	20,604	21,222	21,859
35399	Other Medical Supplies	16,316	20,000	35,000	34,596	39,996	41,196	42,432
Operating Costs		41,898	112,565	95,911	78,154	115,134	118,282	121,830
TOTAL COSTS		87,519	251,948	150,911	140,958	249,187	252,335	259,905

GOVERNMENT OF THE TURKS AND CAICOS ISLANDS

Estimate of Consolidated Fund Receipts and Payments for April 2014-March 2017

55 Ministry of Health & Human Services

Code	Emergency Medical Services (Ambulance) 107 Description	2012/2013	2013/2014			2014/2015	2015/2016	2016/2017
		Actual	Original Estimate	Revised Estimate	Unaudited Actual	Estimate	Estimate	Estimate
31001	Civil Servants - Salaries	127,411	298,100	232,721	226,814	255,413	255,413	263,075
31005	Overtime on PE	4,158	15,000	22,473	40,463	15,000	15,000	15,450
31008	Civil Servants - NI Cost	6,192	13,659	10,418	10,747	10,359	10,359	10,670
31010	Civil Servants - NHI Cost	4,429	11,021	8,087	8,863	11,268	11,268	11,606
31501	Civil Servants - Allowances	5,216	23,760	12,800	26,859	29,640	29,640	30,529
31505	Staff Housing Allowances	16,215	28,000	18,232	18,232	44,640	44,640	45,979
31506	Staff Telephone Allowance	650	2,500	1,200	1,000	1,800	1,800	1,854
31507	Transport Allowance				460	4,440	4,440	4,573
	Civil Servants Employment Costs	164,271	392,040	305,931	333,439	372,560	372,560	383,737
31101	Wages	59,840	134,462	120,701	128,961	139,065	139,065	143,237
31103	Overtime on Wages	966	-	-	-	-	-	-
31105	Wages - NI Cost	2,685	6,185	5,726	6,042	6,516	6,516	6,711
31108	Wages - NHI Cost	1,765	4,034	3,694	3,887	4,344	4,344	4,474
	Waged Staff Employment Costs	65,256	144,681	130,121	138,890	149,925	149,925	154,423
32301	Accomm. And Subs. Local travel	10,763	8,650	11,314	9,291	12,445	12,819	13,203
32305	Transport: Air and Sea fares	280	3,670	947	1,690	1,042	1,073	1,105
32399	Transport Other Cost	-	-	-	-	-	-	-
32401	Accom and Subs. International Travel	-	400	-	-	2,500	2,575	2,652
32402	Airfare International Travel	1,209	1,000	1,211	908	1,332	1,372	1,413
32499	Other Cost on International Travel	-	-	-	-	800	824	849
32601	Electricity Charge	-	3,000	-	-	59,600	22,248	22,915
32602	Water Charge	-	1,200	-	-	1,200	1,236	1,273
32803	Communication Expenses	-	2,000	6,666	6,246	5,000	5,150	5,305
33001	Office Supplies	462	1,500	1,500	1,453	1,560	1,607	1,655
33003	Computer Supplies	-	1,000	1,000	653	1,440	1,483	1,528
33399	Other Supplies Mat. and Equipment	15,367	20,000	20,000	19,923	30,000	30,900	31,827
33508	Fuel	-	12,000	-	-	9,060	9,332	9,612
33511	Port Charges Freight Handling Load	1,501	3,765	3,765	3,322	3,876	3,992	4,112
33719	Repairs and Servicing of Vehicles	19,998	24,000	24,000	18,775	21,600	22,248	22,915
33801	Uniforms & Protective Clothing	11,005	8,479	6,479	7,858	7,200	7,416	7,638
34005	Hire of Transport	-	1,096	96	89	1,200	1,236	1,273
34704	Meetings and Conferences	-	1,500	750	459	-	-	-
35001	Local Training	-	3,000	1,000	2,476	3,960	4,079	4,201
35002	Overseas Training	240	4,000	4,000	-	4,920	5,068	5,220
	Operating Costs	60,825	100,260	82,728	73,143	168,735	134,657	138,697
	TOTAL COSTS	290,352	636,981	518,780	545,471	691,220	657,142	676,857

GOVERNMENT OF THE TURKS AND CAICOS ISLANDS

Estimate of Consolidated Fund Receipts and Payments for April 2014-March 2017

55 Ministry of Health & Human Services

Code	Environmental Health Department 057 Description	2012/2013	2013/2014			2014/2015	2015/2016	2016/2017
		Actual	Original Estimate	Revised Estimate	Unaudited Actual	Estimate	Estimate	Estimate
16020	Medical Fees & Charges	861	-	-	-	-	-	-
16058	Animal Importation Permit	-	-	-	-	-	-	-
18005	Garbage Collection	5,780	10,000	10,000	5,180	5,740	5,941	6,149
	TOTAL REVENUE	6,641	10,000	10,000	5,180	5,740	5,941	6,149
31001	Civil Servants - Salaries	344,729	543,379	395,015	397,584	582,864	582,864	600,350
31005	Overtime on PE	3,424	-	-	-	-	-	-
31008	Civil Servants - NI Cost	15,737	24,483	17,575	17,958	19,383	19,383	19,964
31010	Civil Servants - NHI Cost	11,665	21,313	13,445	13,456	23,277	23,277	23,975
31501	Civil Servants - Allowances	32,866	78,360	34,050	54,268	93,420	93,420	96,223
31505	Staff Housing Allowances	20,554	69,720	21,060	20,060	37,980	37,980	39,119
31506	Staff Telephone Allowance	54	10,680	1,920	1,920	3,120	3,120	3,214
31507	Transport Allowance	-	8,280	1,680	1,680	2,760	2,760	2,843
	Civil Servants Employment Costs	429,029	756,215	484,745	506,925	762,804	762,804	785,688
31101	Wages	416,190	295,640	264,575	266,914	250,234	250,234	257,741
31103	Overtime	7,391	10,000	10,067	9,783	10,000	10,000	10,300
31105	Wages - NI Cost	19,438	13,599	12,282	12,429	13,308	13,308	13,707
31108	Wages - NHI Cost	12,734	8,869	8,132	8,228	8,868	8,868	9,134
	Waged Staff Employment Costs	455,753	328,109	295,056	297,354	282,410	282,410	290,882
32301	Accomm. And Subs. Local travel	8,234	7,080	7,007	5,555	7,708	7,939	8,177
32305	Transport: Air and Sea fares	10,895	5,610	6,722	8,671	7,394	7,616	7,845
32399	Transport: Other	1,743	1,020	1,647	1,235	1,812	1,866	1,922
32401	Accomm. And Subs. Intern. Travel	1,589	3,060	3,060	2,925	3,366	3,467	3,571
32402	Airfare International Travel	4,973	6,120	6,120	5,811	6,732	6,934	7,142
32499	Other Cost on International Travel	100	610	610	-	671	691	712
32601	Electricity Charge	24,658	21,400	24,553	22,241	22,042	22,703	23,384
32602	Water Charge	566	1,040	990	948	1,071	1,103	1,136
32803	Communication Expenses	13,668	12,750	6,640	7,517	13,133	13,527	13,933
33001	Office Supplies	4,230	5,080	5,080	4,408	5,080	5,232	5,389
33002	Printing and Binding	1,013	1,000	1,000	277	1,000	1,030	1,061
33003	Computer Supplies	920	1,020	1,020	771	1,020	1,051	1,082
33004	Office Cleaning	349	510	195	146	510	525	541
33399	Other Supplies Mat. & Equipment	14,171	14,566	14,566	4,727	7,000	7,210	7,426
33513	Refuse Collection and Sites	5,946	10,000	12,760	9,750	10,000	10,300	10,609
33516	Pest Control Services	62,709	61,200	55,797	57,843	61,000	62,830	64,715
33517	Removal of Public Health Nuisances	5,855	5,100	7,743	5,807	5,100	5,253	5,411
33726	Upkeep of Cemetery	4,700	5,100	5,100	2,800	7,000	7,210	7,426
33727	Waste Disposal Services	911,458	1,600,000	1,470,000	1,500,306	1,533,402	1,579,404	1,626,786
33748	Waste Management Services	2,160,973	1,850,000	1,980,000	1,854,919	1,850,000	1,905,500	1,962,665
33799	Other Maintenance Services	-	3,000	3,000	2,983	2,500	2,575	2,652
33801	Uniforms & Protective Clothing	2,975	3,060	3,060	2,648	3,060	3,152	3,246
34002	Rental of Building	9,790	10,200	10,200	7,916	10,200	10,506	10,821
34005	Hire of Transport	545	2,000	2,000	1,925	2,000	2,060	2,122
34704	Meetings and Conferences	208	2,000	2,000	337	2,000	2,060	2,122
35501	Advertising	-	800	800	395	828	853	878
35799	Other Grants & Contributions	2,000	25,000	25,000	11,000	25,752	26,525	27,320
36022	Burial of Unclaimed Bodies	1,866	3,060	3,060	3,100	5,000	5,150	5,305
38099	Other Sundry Expenses	435	2,000	2,000	1,859	2,064	2,126	2,190
	Operating Costs	3,256,569	3,663,386	3,661,730	3,528,820	3,598,445	3,706,398	3,817,590
	TOTAL COSTS	4,141,351	4,747,710	4,441,531	4,333,099	4,643,659	4,751,612	4,894,160

GOVERNMENT OF THE TURKS AND CAICOS ISLANDS

Estimate of Consolidated Fund Receipts and Payments for April 2014-March 2017

57 Ministry of Education, Youth, Sports and Library Services

Code	Education 033 Description	2012/2013	2013/2014			2014/2015	2015/2016	2016/2017
		Actual	Original Estimate	Revised Estimate	Unaudited Actual	Estimate	Estimate	Estimate
18038	Contributions to Education	0			36,750			
18099	Other Receipts	12,043	-	-	5,336	-	-	-
	TOTAL REVENUE	12,043	-	-	42,086	-	-	-
31001	Civil Servants - Salaries	269,343	402,480	361,828	371,145	358,080	358,080	368,822
31005	Overtime on PE	2,781	-	-	-	-	-	-
31008	Civil Servants - NI Cost	9,050	11,980	9,886	10,221	11,060	11,060	11,392
31010	Civil Servants - NHI Cost	8,133	12,610	11,295	11,593	11,446	11,446	11,789
31501	Civil Servants - Allowances	20,098	960	8,677	7,703	7,440	7,440	7,663
31505	Staff Housing Allowances	-	10,200	11,352	12,610	-	-	-
31506	Staff Telephone Allowance	494	720	1,200	1,484	1,440	1,440	1,483
31507	Staff Transport Allowance	3,672	5,965	830	658	-	-	-
	Civil Servants Employment Costs	313,571	444,914	405,067	415,414	389,466	389,466	401,150
31101	Wages	78,425	-	-	-	-	-	-
31105	Wages - NI Cost	3,929	-	-	-	-	-	-
31108	Wages - NHI Cost	2,557	-	-	-	-	-	-
	Waged Staff Employment Costs	84,911	-	-	-	-	-	-
32301	Accomm. And Subs.Local travel	4,801	2,500	4,075	3,056	4,483	4,617	4,755
32303	Minister's Local Travel	-	8,000	4,927	6,215	7,420	7,642	7,872
32305	Transport: Air and Sea fares	14,650	15,000	18,301	17,329	20,131	20,735	21,357
32399	Transport: Other	868	-	-	-	-	-	-
32401	Accomm. And Subs.Intern. Travel	1,409	3,000	4,000	3,226	4,400	4,532	4,668
32402	Airfare International Travel	2,652	3,000	3,000	2,694	3,300	3,399	3,501
32403	Minister's Airfare International Travel	-	30,000	30,000	24,592	35,200	36,256	37,344
32404	Minister's Intern. Travel Allowance	-	10,000	7,500	5,435	13,250	13,648	14,057
32499	Other Cost on International Travel	-	1,500	1,000	511	1,100	1,133	1,167
32601	Electricity Charge	24,972	24,000	24,232	21,183	14,400	14,832	15,277
32602	Water	11,593	12,000	9,744	11,858	6,000	6,180	6,365
32803	Communication Expenses	10,340	12,000	15,271	13,314	13,200	13,596	14,004
32806	Postage and Courier	2,248	3,000	3,534	2,913	2,000	2,060	2,122
33001	Office Supplies	696	2,000	5,487	5,487	6,500	6,695	6,896
33002	Printing and Binding	165	-	-	420	-	-	-
33003	Computer Supplies	467	-	-	-	-	-	-
33005	Security Expenses	112,359	120,000	122,850	119,563	120,000	123,600	127,308
33399	Other Supplies Mat. And Equipment	689	-	-	-	-	-	-
34002	Rental of Building	-	22,000	22,000	19,315	-	-	-
34201	Awards and Prizes	1,677	3,000	3,000	1,376	3,000	3,090	3,183
34207	Board Expenses	10,101	15,500	15,500	15,355	22,000	22,660	23,340
34222	Youth Activities	3,421	3,000	3,000	980	3,000	3,090	3,183
34236	Facilities Management	57,941	60,000	60,000	61,886	20,000	20,600	21,218
34305	Professional and Consultancy	-	20,000	20,000	18,841	50,000	51,500	53,045
34704	Meetings and Conferences	898	500	500	487	2,040	2,101	2,164
35001	Local Training	800	1,000	1,000	100	2,000	2,060	2,122
35002	Overseas Training	-	1,000	1,000	270	2,000	2,060	2,122
35501	Advertising	300	500	500	173	600	618	637
35705	Continuing Students Scholarships	-	-	-	140	-	-	-
35712	Grants and Contributions	600	1,000	1,000	883	50,000	51,500	53,045
35713	Grants to Private Schools	47,406	70,000	198,000	196,337	200,000	206,000	212,180
35799	Other Grants & Contributions	12,683	10,000	10,000	9,768	50,000	51,500	53,045
35803	Subvention to Culture	218,147	-	-	-	-	-	-
35807	Subvention to Library Board	102,316	-	-	-	-	-	-
35808	Subvention to Sports Commission	539,970	-	-	-	-	-	-
38099	Other Sundry Expenses	1,876	2,000	2,000	1,878	-	-	-
	Operating Costs	1,186,045	455,500	591,421	565,584	656,023	675,704	695,975
	TOTAL COSTS	1,584,527	900,414	996,489	980,999	1,045,489	1,065,170	1,097,125

GOVERNMENT OF THE TURKS AND CAICOS ISLANDS

Estimate of Consolidated Fund Receipts and Payments for April 2014-March 2017

57 Ministry of Education, Youth, Sports and Library Services

Code	Education Department - Zone 1 034 Description	2012/2013	2013/2014			2014/2015	2015/2016	2016/2017
		Actual	Original Estimate	Revised Estimate	Unaudited Actual	Estimate	Estimate	Estimate
16012	Examination Fees	44,177	44,177	44,177	38,122	44,177	45,723	47,324
16043	School Fees	-	-	-	190	-	-	-
18020	Sale of Books	133,379	150,654	150,654	58,763	150,654	155,927	161,384
18033	Sale of Text Books	20,406	-	-	81,390	-	-	-
18034	Sale of Past Papers	181	-	-	312	-	-	-
TOTAL REVENUE		198,142	194,831	194,831	178,777	194,831	201,650	208,708
31001	Civil Servants - Salaries	1,549,435	1,499,820	1,673,688	1,672,720	1,517,820	1,517,820	1,563,355
31008	Civil Servants - NI Cost	70,956	64,397	74,051	74,018	49,676	49,676	51,166
31010	Civil Servants - NHI Cost	48,343	49,407	52,161	52,167	64,988	64,988	66,938
31501	Civil Servants - Allowances	28,038	87,360	27,369	27,549	85,680	85,680	88,250
31505	Staff Housing Allowances	66,992	46,980	58,836	58,836	41,280	41,280	42,518
31506	Staff Telephone Allowance	2,358	2,160	2,160	2,160	2,160	2,160	2,225
31507	Staff Transport Allowance	7,570	10,596	8,940	8,940	8,940	8,940	9,208
Civil Servants Employment Costs		1,773,690	1,760,720	1,897,204	1,896,388	1,770,544	1,770,544	1,823,660
31101	Wages	206,829	101,353	173,221	180,158	101,352	101,352	104,393
31105	Wages - NI Cost	9,556	4,662	7,968	8,288	3,096	3,096	3,189
31108	Wages - NHI Cost	6,282	3,041	5,196	5,404	2,064	2,064	2,126
Waged Staff Employment Costs		222,667	109,056	186,385	193,850	106,512	106,512	109,707
32301	Accomm. And Subs.Local travel	8,807	8,000	9,580	11,662	10,538	10,854	11,180
32304	Transport : Mileage	-	-	-	-	-	-	-
32305	Transport: Air and Sea fares	42,040	19,438	23,277	22,313	25,605	26,373	27,164
32401	Accomm. And Subs.Intern. Travel	-	-	-	-	-	-	-
32402	Airfare International Travel	23,048	25,000	23,500	17,072	25,850	26,626	27,424
32403	Ministers Airfare International Travel	1,710	-	-	-	-	-	-
32499	Other Cost on International Travel	1,162	1,500	3,000	2,556	3,300	3,399	3,501
32601	Electricity Charge	91,435	95,000	106,448	98,465	73,200	75,396	77,658
32602	Water Charge	19,110	19,000	11,887	14,321	5,400	5,562	5,729
32803	Communication Expenses	32,348	14,000	19,098	17,423	23,400	24,102	24,825
32806	Postage and Courier	324	-	-	-	-	-	-
33001	Office Supplies	15,193	18,000	18,000	16,408	20,000	20,600	21,218
33102	Purchase of Text Books	116,883	100,000	100,000	105,755	85,000	87,550	90,177
33399	Other Supplies Mat. & Equipment	7,091	-	-	-	-	-	-
33801	Uniforms & Protective Clothing	-	-	-	-	-	-	-
34002	Rental of Building	4,000	4,000	4,000	2,283	4,500	4,635	4,774
34201	Awards and Prizes	2,350	2,500	2,500	1,555	3,250	3,348	3,448
34203	Curriculum Development Activities	6,980	16,500	16,500	17,380	-	-	-
34209	Literacy Programme	3,546	3,500	3,500	4,191	-	-	-
34213	Primary school transfer test	23,883	24,000	24,000	21,121	24,000	24,720	25,462
34222	Youth Activities	561	1,000	1,000	1,914	1,500	1,545	1,591
34702	National Celebrations	800	1,000	1,000	569	1,500	1,545	1,591
35001	Local Training	39	-	-	-	-	-	-
35707	Contributions Regional Inst.	4,218	4,740	4,740	1,220	-	-	-
35709	CXC Examinations	137,518	120,000	120,000	102,503	-	-	-
38099	Other Sundry Expenses	961	1,000	1,000	1,216	-	-	-
Operating Costs		544,007	478,178	493,030	459,926	307,043	316,254	325,742
TOTAL COSTS		2,540,364	2,347,954	2,576,620	2,550,164	2,184,099	2,193,310	2,259,109

GOVERNMENT OF THE TURKS AND CAICOS ISLANDS

Estimate of Consolidated Fund Receipts and Payments for April 2014-March 2017

57 Ministry of Education, Youth, Sports and Library Services

Code	Tertiary and Further Education 035 Description	2012/2013	2013/2014			2014/2015	2015/2016	2016/2017
		Actual	Original Estimate	Revised Estimate	Unaudited Actual	Estimate	Estimate	Estimate
18037	Contributions to Special Scholarships	221,332	250,000	250,000	499,187	250,000	258,750	267,806
TOTAL REVENUE		221,332	250,000	250,000	499,187	250,000	258,750	267,806
35705	Students Scholarships	2,650,377	2,650,000	2,569,628	2,511,774	2,650,000	2,729,500	2,811,385
35707	Contributions Regional Inst.	897	-	-	-	-	-	-
35801	Subvention to Community College	1,650,000	1,667,001	1,667,001	1,667,001	1,667,001	1,717,011	1,768,521
Operating Costs		4,301,274	4,317,001	4,236,629	4,178,775	4,317,001	4,446,511	4,579,906
TOTAL COSTS		4,301,274	4,317,001	4,236,629	4,178,775	4,317,001	4,446,511	4,579,906

GOVERNMENT OF THE TURKS AND CAICOS ISLANDS

Estimate of Consolidated Fund Receipts and Payments for April 2014-March 2017

57 Ministry of Education, Youth, Sports and Library Services

Code	Education Administration - Zone 1 036 Description	2012/2013	2013/2014			2014/2015	2015/2016	2016/2017
		Actual	Original Estimate	Revised Estimate	Unaudited Actual	Estimate	Estimate	Estimate
31001	Civil Servants - Salaries	253,837	314,820	279,780	279,780	314,820	314,820	324,265
31008	Civil Servants - NI Cost	10,248	14,387	10,716	10,733	13,819	13,819	14,234
31010	Civil Servants - NHI Cost	8,376	10,975	9,225	9,225	10,836	10,836	11,161
31501	Civil Servants - Allowances	26,047	29,400	27,720	28,562	27,720	27,720	28,552
31506	Staff Telephone Allowance	3,686	5,520	4,080	5,280	4,800	4,800	4,944
31507	Staff Transport Allowance	14,126	16,080	11,640	13,860	13,860	13,860	14,276
	Civil Servants Employment Costs	316,320	391,182	343,161	347,440	385,855	385,855	397,431
	Waged Staff Employment Costs	-	-	-	-	-	-	-
32301	Accommodation and Subsistence	-	-	-	-	-	-	-
32305	Transport Airfare & Sea fare	-	-	-	-	-	-	-
32399	Transport Other Cost	-	-	-	-	-	-	-
32601	Electricity Charge	-	-	-	-	15,000	15,450	15,914
32803	Communication Costs	-	-	-	-	12,000	12,360	12,731
33001	Office Supplies	-	-	-	-	4,000	4,120	4,244
33399	Other Supplies, Materials and Equipment	-	-	-	-	1,000	1,030	1,061
34203	Curriculum Development Activities	-	-	-	-	16,500	16,995	17,505
34209	Literacy Programme	-	-	-	-	7,500	7,725	7,957
35003	Academic Training	-	-	-	-	20,000	-	-
35709	CXC Examination	-	-	-	-	120,000	-	-
	Operating Costs	-	-	-	-	196,000	57,680	59,410
	TOTAL COSTS	316,320	391,182	343,161	347,440	581,855	443,535	456,841

GOVERNMENT OF THE TURKS AND CAICOS ISLANDS

Estimate of Consolidated Fund Receipts and Payments for April 2014-March 2017

57 Ministry of Education, Youth, Sports and Library Services

Code	Helena J Robinson High 037 Description	2012/2013	2013/2014			2014/2015	2015/2016	2016/2017
		Actual	Original Estimate	Revised Estimate	Unaudited Actual	Estimate	Estimate	Estimate
31001	Civil Servants - Salaries	1,240,122	1,437,660	1,384,673	1,385,033	1,454,760	1,454,760	1,498,403
31008	Civil Servants - NI Cost	61,890	61,371	85,688	85,625	60,682	60,682	62,502
31010	Civil Servants - NHI Cost	43,119	46,151	26,620	26,620	48,935	48,935	50,403
31501	Civil Servants - Allowances	68,406	81,156	80,512	80,542	79,440	79,440	81,823
31505	Staff Housing Allowances	144,101	93,300	115,205	110,885	88,080	88,080	90,722
31506	Staff Telephone Allowance	1,320	2,880	1,440	1,440	2,160	2,160	2,225
31507	Staff Transport Allowance	4,620	4,536	5,040	5,040	6,720	6,720	6,922
	Civil Servants Employment Costs	1,563,578	1,727,054	1,699,178	1,695,184	1,740,777	1,740,777	1,793,000
31101	Wages	84,333	95,762	93,582	97,512	95,760	95,760	98,633
31105	Wages - NI Cost	3,780	4,405	4,305	4,486	4,308	4,308	4,437
31108	Wages - NHI Cost	2,429	2,873	2,807	2,925	2,868	2,868	2,954
	Waged Staff Employment Costs	90,542	103,040	100,694	104,923	102,936	102,936	106,024
32301	Accomm. And Subs.Local travel	180	600	4,120	2,360	4,532	4,668	4,808
32305	Transport: Air and Sea fares	4,773	3,000	50	2,228	55	57	58
32401	Accomm. And Subs.Intern. Travel	1,425	1,000	2,618	2,618	2,880	2,966	3,055
32402	Airfare International Travel	7,533	7,500	8,397	1,540	9,237	9,514	9,799
32499	Other Cost on International Travel	-	-	-	-	-	-	-
32601	Electricity Charge	52,690	55,000	56,858	49,772	59,120	60,894	62,720
32602	Water Charge	-	4,000	1,180	1,205	3,900	4,017	4,138
32803	Communication Expenses	13,309	10,000	6,800	7,241	7,200	7,416	7,638
33001	Office Supplies	2,335	5,000	5,000	5,235	11,000	11,330	11,670
33102	Purchase of Text Books	18,113	18,000	33,000	31,151	25,000	25,750	26,523
33399	Other Supplies Mat. & Equipment	7,226	-	-	-	-	-	-
33725	Upkeep of Grounds	1,057	1,000	1,000	500	-	-	-
33802	Cleaning Material	202	-	-	-	-	-	-
34201	Awards and Prizes	2,708	3,000	3,000	2,323	3,000	3,090	3,183
34222	Youth Activities	2,000	2,000	2,000	2,000	3,500	3,605	3,713
35003	Academic Training	611	500	500	500	1,000	1,030	1,061
35703	AT Prevocational	166	500	500	-	2,000	2,060	2,122
35709	CXC Examinations	1,000	1,000	1,000	1,000	-	-	-
	Operating Costs	115,328	112,100	126,023	109,673	132,424	136,396	140,488
	TOTAL COSTS	1,769,448	1,942,194	1,925,895	1,909,780	1,976,137	1,980,109	2,039,512

GOVERNMENT OF THE TURKS AND CAICOS ISLANDS

Estimate of Consolidated Fund Receipts and Payments for April 2014-March 2017

57 Ministry of Education, Youth, Sports and Library Services

Code	Clement Howell High School 038 Description	2012/2013	2013/2014			2014/2015	2015/2016	2016/2017
		Actual	Original Estimate	Revised Estimate	Unaudited Actual	Estimate	Estimate	Estimate
31001	Civil Servants - Salaries	1,781,883	2,056,860	2,036,519	2,039,372	2,272,760	2,272,760	2,340,943
31008	Civil Servants - NI Cost	89,934	90,178	95,683	95,843	99,262	99,262	102,240
31010	Civil Servants - NHI Cost	66,194	75,900	73,608	73,727	82,075	82,075	84,537
31501	Civil Servants - Allowances	147,990	174,697	172,004	171,681	182,040	182,040	187,501
31505	Staff Housing Allowances	284,322	287,153	245,802	249,712	268,560	268,560	276,617
31506	Staff Telephone Allowance	2,316	2,880	2,880	2,881	3,600	3,600	3,708
31507	Staff Transport Allowance	6,988	8,400	6,720	6,720	8,880	8,880	9,146
Civil Servants Employment Costs		2,379,627	2,696,067	2,633,216	2,639,936	2,917,177	2,917,177	3,004,692
31101	Wages	78,472	51,357	57,768	59,962	62,777	62,777	64,660
31105	Wages - NI Cost	3,209	2,362	2,657	2,758	2,820	2,820	2,905
31108	Wages - NHI Cost	2,360	1,541	1,733	1,799	1,884	1,884	1,941
Waged Staff Employment Costs		84,041	55,260	62,158	64,519	67,481	67,481	69,505
32301	Accomm. And Subs.Local travel	1,449	1,000	-	-	-	-	-
32305	Transport: Air and Sea fares	1,172	1,200	-	881	-	-	-
32402	Airfare International Travel	8,604	8,000	10,767	5,525	11,844	12,199	12,565
32499	Other Cost on International Travel	-	-	-	-	-	-	-
32601	Electricity Charge	88,434	88,000	111,862	113,995	155,651	160,321	165,130
32602	Water Charge	-	76,000	85,252	82,194	110,000	113,300	116,699
32803	Communication Expenses	3,129	4,000	7,572	3,251	7,300	7,519	7,745
33001	Office Supplies	1,625	11,000	11,000	10,782	30,000	30,900	31,827
33102	Purchase of Text Books	10,948	20,000	20,000	20,000	50,000	51,500	53,045
33005	Security Expenses	-	-	-	-	60,000	61,800	63,654
33399	Other Supplies Mat. & Equipment	9,245	-	-	-	-	-	-
33516	Pest Control Services	-	100	100	-	1,400	1,442	1,485
33520	Transportation by School Bus	-	-	-	-	72,000	74,160	76,385
34002	Rental of Building	-	-	-	-	-	-	-
34201	Awards and Prizes	-	500	500	-	6,000	6,180	6,365
34222	Youth Activities	-	500	500	-	7,000	7,210	7,426
Operating Costs		124,606	210,300	247,553	236,628	511,195	526,531	542,326
TOTAL COSTS		2,588,274	2,961,627	2,942,927	2,941,082	3,495,853	3,511,189	3,616,524

GOVERNMENT OF THE TURKS AND CAICOS ISLANDS

Estimate of Consolidated Fund Receipts and Payments for April 2014-March 2017

57 Ministry of Education, Youth, Sports and Library Services

Code	Raymond Gardiner High School 039 Description	2012/2013	2013/2014			2014/2015	2015/2016	2016/2017
		Actual	Original Estimate	Revised Estimate	Unaudited Actual	Estimate	Estimate	Estimate
31001	Civil Servants - Salaries	755,089	800,940	784,779	784,779	805,740	805,740	829,912
31008	Civil Servants - NI Cost	37,690	34,154	37,629	37,644	34,571	34,571	35,608
31010	Civil Servants - NHI Cost	25,974	28,687	27,614	27,614	28,089	28,089	28,932
31501	Civil Servants - Allowances	40,833	45,480	47,504	47,504	48,360	48,360	49,811
31505	Staff Housing Allowances	100,776	105,000	85,833	85,833	77,400	77,400	79,722
31506	Staff Telephone Allowance	1,266	1,440	1,440	1,440	1,440	1,440	1,483
31507	Staff Transport Allowance	2,949	3,360	3,360	3,360	3,360	3,360	3,461
	Civil Servants Employment Costs	964,577	1,019,062	988,159	988,174	998,960	998,960	1,028,929
31101	Wages	16,485	13,044	11,895	12,371	28,444	28,444	29,297
31105	Wages - NI Cost	758	600	547	569	384	384	396
31108	Wages - NHI Cost	496	391	357	371	396	396	408
	Waged Staff Employment Costs	17,739	14,035	12,799	13,311	29,224	29,224	30,101
32301	Accomm. And Subs.Local travel	150	500	797	598	877	903	930
32305	Transport: Air and Sea fares	50	500	267	200	294	303	312
32399	Transport Other Cost	-	-	-	-	-	-	-
32401	Accomm. And Subs.Intern. Travel	-	600	-	-	-	-	-
32402	Airfare International Travel	3,100	3,000	878	1,503	966	995	1,025
32601	Electricity Charge	14,088	15,000	44,049	38,106	26,000	26,780	27,583
32803	Communication Expenses	3,715	4,000	7,576	6,362	7,000	7,210	7,426
33001	Office Supplies	770	5,300	5,300	4,149	10,000	10,300	10,609
33003	Computer Supplies	2,814	-	-	-	-	-	-
33102	Purchase of Text Books	7,144	8,000	8,000	7,446	12,000	12,360	12,731
33306	Teaching Aids	1,453	-	-	-	-	-	-
33399	Other Supplies Mat. & Equipment	235	-	-	-	-	-	-
33802	Cleaning Material	737	-	-	-	-	-	-
34201	Awards and Prizes	1,414	1,500	1,500	1,274	2,000	2,060	2,122
34222	Youth Activities	-	500	500	-	1,600	1,648	1,697
34402	Maintenance of Hardware	1,000	-	-	-	-	-	-
35003	Academic Training	726	1,000	1,000	495	-	-	-
35703	AT Prevocational	145	-	-	-	-	-	-
35709	CXC Examinations	360	500	500	-	-	-	-
	Operating Costs	37,901	40,400	70,367	60,133	60,736	62,558	64,435
	TOTAL COSTS	1,020,217	1,073,497	1,071,325	1,061,618	1,088,920	1,090,742	1,123,465

GOVERNMENT OF THE TURKS AND CAICOS ISLANDS

Estimate of Consolidated Fund Receipts and Payments for April 2014-March 2017

57 Ministry of Education, Youth, Sports and Library Services

Code	Marjorie Basden High School 040 Description	2012/2013	2013/2014			2014/2015	2015/2016	2016/2017
		Actual	Original Estimate	Revised Estimate	Unaudited Actual	Estimate	Estimate	Estimate
31001	Civil Servants - Salaries	610,066	719,114	652,188	650,597	701,374	701,374	722,415
31008	Civil Servants - NI Cost	30,742	30,283	31,168	30,939	28,335	28,335	29,185
31010	Civil Servants NHI Cost	20,576	24,594	22,322	22,134	23,659	23,659	24,369
31501	Civil Servants - Allowances	34,907	35,880	35,688	35,760	41,760	41,760	43,013
31505	Staff Housing Allowances	68,441	61,200	53,620	52,790	56,220	56,220	57,907
31506	Staff Telephone Allowance	1,320	1,440	1,440	1,440	1,440	1,440	1,483
31507	Staff Transport Allowance	3,080	2,160	3,360	3,360	3,360	3,360	3,461
	Civil Servants Employment Costs	769,131	874,672	799,786	797,021	856,148	856,148	881,832
31101	Wages	31,155	27,792	29,835	30,198	15,516	15,516	15,981
31105	Wages - NI Cost	1,392	1,278	1,373	1,389	1,392	1,392	1,434
31108	Wages - NHI Cost	923	834	895	906	936	936	964
	Waged Staff Employment Costs	33,470	29,904	32,103	32,493	17,844	17,844	18,379
32301	Accomm. And Subs.Local travel	2,727	1,000	2,687	2,203	2,956	3,044	3,136
32305	Transport: Air and Sea fares	5,852	3,000	1,817	1,633	1,999	2,059	2,120
32399	Transport: Other	1,098	1,000	-	110	-	-	-
32401	Accomm. and Subs. Intern. Travel	961	500	1,333	1,000	1,466	1,510	1,556
32402	Airfare International Travel	8,589	4,000	3,015	2,321	3,317	3,416	3,518
32499	Other Cost on International Travel	-	-	-	-	-	-	-
32601	Electricity Charge	14,666	15,000	21,744	17,759	19,229	19,806	20,400
32803	Communication Expenses	6,988	5,000	7,111	5,512	6,000	6,180	6,365
33001	Office Supplies	5,441	8,550	8,550	6,166	10,000	10,300	10,609
33003	Computer Supplies	756	-	-	-	-	-	-
33102	Purchase of Text Books	6,388	7,000	7,000	6,521	10,000	10,300	10,609
33306	Teaching Aids	1,377	-	-	-	-	-	-
33399	Other Supplies Mat. & Equipment	3,018	-	-	-	-	-	-
33721	Repairs & Servicing Other Equipment	629	500	500	30	900	927	955
33802	Cleaning Material	277	-	-	-	-	-	-
34201	Awards and Prizes	2,009	1,000	1,000	1,086	2,000	2,060	2,122
34222	Youth Activities	2,779	1,500	1,500	671	4,000	4,120	4,244
35003	Academic Training	555	500	500	623	1,300	1,339	1,379
35703	AT Prevocational	716	1,000	1,000	205	2,950	3,039	3,130
35712	Grants and Contributions	195	300	300	-	500	515	530
38099	Other Sundry Expenses	2,122	1,000	1,000	981	2,500	2,575	2,652
	Operating Costs	67,143	50,850	59,057	46,821	69,116	71,190	73,325
	TOTAL COSTS	869,744	955,426	890,946	876,335	943,108	945,182	973,537

GOVERNMENT OF THE TURKS AND CAICOS ISLANDS

Estimate of Consolidated Fund Receipts and Payments for April 2014-March 2017

57 Ministry of Education, Youth, Sports and Library Services

Code	Youth Department 041 Description	2012/2013	2013/2014			2014/2015	2015/2016	2016/2017
		Actual	Original Estimate	Revised Estimate	Unaudited Actual	Estimate	Estimate	Estimate
31001	Civil Servants - Salaries	94,490	157,440	122,120	127,984	156,120	156,120	160,804
31008	Civil Servants - NI Cost	4,036	6,950	5,584	5,357	6,907	6,907	7,114
31010	Civil Servants - NHI Cost	3,051	5,261	3,621	3,841	5,148	5,148	5,302
31501	Civil Servants - Allowances	7,200	7,800	7,798	7,826	4,800	4,800	4,944
31506	Staff Telephone Allowance	1,100	1,200	1,181	1,436	1,200	1,200	1,236
31507	Staff Transport Allowance	5,115	8,940	6,290	6,816	9,480	9,480	9,764
	Civil Servants Employment Costs	114,992	187,591	146,594	153,260	183,655	183,655	189,165
31101	Wages	9,568	-	-	-	-	-	-
31105	Wages - NI Cost	448	-	-	-	-	-	-
31108	Wages - NHI Cost	293	-	-	-	-	-	-
	Waged Staff Employment Costs	10,309	-	-	-	-	-	-
32301	Accomm. And Subs.Local travel	852	1,000	467	644	514	529	545
32304	Transport : Mileage	110	500	160	120	176	181	187
32305	Transport: Air and Sea fares	5,080	3,000	2,785	2,212	3,064	3,155	3,250
32399	Transport Other	536	500	-	-	-	-	-
32401	Accomm. And Subs.Intern. Travel	1,450	1,500	1,472	1,104	1,619	1,668	1,718
32402	Airfare International Travel	1,067	1,000	267	200	294	303	312
32601	Electricity Charge	8,517	9,600	11,392	8,666	9,600	9,888	10,185
32602	Water Charges	-	1,000	-	-	600	618	637
32803	Telephones Local Cost	6,373	6,500	4,870	4,708	7,200	7,416	7,638
32809	Line Rentals	390	-	-	-	-	-	-
33001	Office Supplies	481	1,000	1,000	767	2,600	2,678	2,758
33002	Printing and Binding	500	500	500	-	1,050	1,082	1,114
34201	Awards and Prizes	530	500	500	-	1,650	1,700	1,750
34222	Youth Activities	14,046	29,000	29,000	23,899	59,000	60,770	62,593
34702	National Celebrations	840	500	500	-	-	-	-
34704	Meetings and Conferences	700	800	800	317	1,050	1,082	1,114
35002	Overseas Training	2,441	2,500	2,500	912	2,000	2,060	2,122
35501	Advertising	460	500	500	-	1,000	1,030	1,061
35799	Other Grants and Contributions	-	500	500	-	-	-	-
38099	Other Sundry Expenses	75	500	500	384	-	-	-
	Operating Costs	44,448	60,900	57,713	43,933	91,416	94,159	96,983
	TOTAL COSTS	169,749	248,491	204,307	197,193	275,071	277,814	286,148

GOVERNMENT OF THE TURKS AND CAICOS ISLANDS

Estimate of Consolidated Fund Receipts and Payments for April 2014-March 2017

57 Ministry of Education, Youth, Sports and Library Services

Code	Education Department - Zone 2 079 Description	2012/2013	2013/2014			2014/2015	2015/2016	2016/2017
		Actual	Original Estimate	Revised Estimate	Unaudited Actual	Estimate	Estimate	Estimate
31001	Civil Servants - Salaries	2,799,914	2,871,540	2,776,397	2,787,592	2,835,540	2,835,540	2,920,606
31008	Civil Servants - NI Cost	140,310	128,688	134,200	134,551	126,835	126,835	130,640
31010	Civil Servants NHI Cost	98,318	105,674	98,529	98,706	101,314	101,314	104,353
31501	Civil Servants - Allowances	224,743	309,840	228,295	228,974	297,156	297,156	306,071
31505	Staff Housing Allowances	320,964	325,260	250,346	248,846	173,220	173,220	178,417
31506	Staff Telephone Allowance	4,176	5,760	5,038	5,038	5,040	5,040	5,191
31507	Staff Transport Allowance	11,284	10,080	13,705	13,565	13,440	13,440	13,843
	Civil Servants Employment Costs	3,599,709	3,756,843	3,506,510	3,517,272	3,552,545	3,552,545	3,659,121
31101	Wages	89,056	108,828	102,798	104,529	108,828	108,828	112,093
31105	Wages - NI Cost	4,196	5,006	4,729	4,808	4,896	4,896	5,043
31108	Wages NHI Cost	2,748	3,265	3,084	3,136	3,264	3,264	3,362
	Waged Staff Employment Costs	96,000	117,099	110,611	112,473	116,988	116,988	120,498
32301	Accomm. And Subs.Local travel	3,497	3,000	2,428	2,355	2,671	2,751	2,833
32304	Transport - Mileage	-	-	-	-	-	-	-
32305	Transport: Air and Sea Fares	1,637	1,500	2,827	2,679	3,110	3,203	3,299
32402	Airfare International Travel	547	1,000	440	330	484	499	513
32601	Electricity Charge	104,141	110,000	175,247	174,769	140,400	144,612	148,950
32602	Water Charge	59,693	90,000	175,513	172,849	84,900	87,447	90,070
32803	Communication Expenses	281	18,000	19,732	15,830	19,200	19,776	20,369
32806	Postage and Courier	206	-	-	-	-	-	-
33001	Office Supplies	365	8,500	8,500	7,894	18,000	18,540	19,096
33003	Computer Supplies	900	-	-	-	-	-	-
33399	Other Supplies Mat. & Equipment	3,284	-	-	-	-	-	-
33520	Transport by School Bus	293,696	275,000	305,000	284,340	305,000	314,150	323,575
34002	Rental of Building	-	-	-	-	-	-	-
34209	Literacy Programme	403	1,000	1,000	-	-	-	-
34213	Primary school transfer test	945	2,000	2,000	4,702	-	-	-
34222	Youth Activities	561	700	700	735	-	-	-
34702	National Celebrations	506	-	-	-	-	-	-
35001	Training Local	124	-	-	-	-	-	-
35709	CXC Examinations	1,673	2,000	2,000	1,837	-	-	-
38099	Other Sundry Expenses	637	-	-	-	-	-	-
	Operating Costs	473,096	512,700	695,387	668,320	573,765	590,977	608,707
	TOTAL COSTS	4,168,805	4,386,641	4,312,508	4,298,065	4,243,298	4,260,510	4,388,326

GOVERNMENT OF THE TURKS AND CAICOS ISLANDS

Estimate of Consolidated Fund Receipts and Payments for April 2014-March 2017

57 Ministry of Education, Youth, Sports and Library Services

Code	Education Administration - Zone 2 080 Description	2012/2013	2013/2014			2014/2015	2015/2016	2016/2017
		Actual	Original Estimate	Revised Estimate	Unaudited Actual	Estimate	Estimate	Estimate
31001	Civil Servants - Salaries	208,486	157,380	196,394	194,938	238,360	238,360	245,511
31008	Civil Servants - NI Cost	10,345	7,886	6,252	6,252	10,203	10,203	10,509
31009	Special Assistants	17,496	-	-	-	-	-	-
31010	Civil Servants - NHI Cost	6,706	7,056	6,652	6,633	8,690	8,690	8,951
31501	Civil Servants - Allowances	28,729	45,600	28,674	28,474	29,940	29,940	30,838
31505	Staff Housing Allowances	-	7,380	-	-	-	-	-
31506	Staff Telephone Allowance	3,377	5,520	3,660	3,660	4,800	4,800	4,944
31507	Staff Transport Allowance	11,258	19,320	11,040	11,040	16,560	16,560	17,057
	Civil Servants Employment Costs	286,397	250,142	252,672	250,997	308,553	308,553	317,810
32301	Accommodation and Subsistence					-	-	-
32305	Transport Airfare & Sea fare					-	-	-
32399	Transport Other Cost					-	-	-
32601	Electricity Charge					14,400	14,832	15,277
32803	Communication Costs					4,800	4,944	5,092
33001	Office Supplies					4,000	4,120	4,244
33399	Other Supplies, Materials and Equipment					2,000	2,060	2,122
34002	Rental of Building					3,900	4,017	4,138
34209	Literacy					10,000	10,300	10,609
34213	Primary School Transfer Test					5,000	5,150	5,305
34003	Rental of Equipment					2,700	2,781	2,864
35003	Academic Training					7,000	7,210	7,426
	Operating Costs	-	-	-	-	53,800	55,414	57,076
	TOTAL COSTS	286,397	250,142	252,672	250,997	362,353	363,967	374,886

GOVERNMENT OF THE TURKS AND CAICOS ISLANDS

Estimate of Consolidated Fund Receipts and Payments for April 2014-March 2017

57 Ministry of Education, Youth, Sports and Library Services

Code	Sports 122 Description	2012/2013	2013/2014			2014/2015	2015/2016	2016/2017
		Actual	Original Estimate	Revised Estimate	Unaudited Actual	Estimate	Estimate	Estimate
17005	Rental of government property	-	55,900	55,900	23,385	59,600	61,686	63,845
18099	Other Receipts	-	61,650	61,650	126,821	77,400	80,109	82,913
TOTAL REVENUE		-	117,550	117,550	150,206	137,000	141,795	146,758
31001	Civil Servants - Salaries	-	319,988	316,832	316,832	318,192	318,192	327,738
31008	Civil Servants - NI Cost	-	13,525	10,915	10,915	12,011	12,011	12,371
31010	Civil Servants - NHI Cost	-	10,081	9,505	9,505	10,045	10,045	10,346
31501	Civil Servants - Allowances	-	4,200	-	-	4,200	4,200	4,326
31506	Staff Telephone Allowance	-	720	1,428	1,428	2,028	2,028	2,089
31507	Staff Transport Allowance	-	11,124	10,416	10,416	10,416	10,416	10,728
Civil Servants Employment Costs		-	359,638	349,096	349,096	356,892	356,892	367,599
32301	Accomm. And Subs.Local travel	-	23,616	19,616	17,457	21,578	22,225	22,892
32305	Transport: Air and Sea Fares	-	57,270	43,270	39,046	41,597	42,845	44,130
32399	Transport: Other	-	2,250	2,250	2,665	2,475	2,549	2,626
32401	Accomm. And Subs.Intern. Travel	-	2,550	2,550	2,371	2,805	2,889	2,976
32402	Airfare International Travel	-	5,100	5,100	3,644	5,610	5,778	5,952
32601	Electricity Charge	-	90,000	120,000	117,092	111,600	114,948	118,396
32602	Water Charge	-	24,000	20,000	19,745	22,000	22,660	23,340
32803	Communication Expenses	-	15,000	15,000	10,707	10,200	10,506	10,821
32806	Postage and Courier	-	1,200	1,200	-	460	474	488
33001	Office Supplies	-	10,800	8,300	7,874	11,800	12,154	12,519
33002	Printing and Binding	-	1,200	1,200	540	1,200	1,236	1,273
33004	Office Cleaning	-	-	-	(2,300)	-	-	-
33399	Sports Equipment	-	10,000	3,000	4,373	5,000	5,150	5,305
33799	Other Maintenance Services	-	-	-	-	55,600	57,268	58,986
34002	Rental of Buildings	-	-	650,000	650,000	67,000	67,000	67,000
34201	Awards and Prizes	-	10,000	7,000	6,599	10,000	10,300	10,609
34222	Youth Activities	-	5,000	5,000	3,000	3,500	3,605	3,713
34701	Local Hosting and Entertainment	-	3,000	3,000	2,127	2,800	2,884	2,971
34702	National Celebrations	-	20,000	12,000	6,489	8,000	8,240	8,487
35001	Advertising	-	2,000	2,000	-	3,000	3,090	3,183
35712	Grants and Contributions	-	40,000	40,000	40,181	30,000	30,900	31,827
35719	Inter School Sports	-	11,000	11,000	9,111	9,000	9,270	9,548
35808	Subvention to Sports Commission	-	-	-	-	-	-	-
Operating Costs		-	333,986	971,486	940,719	425,225	435,971	447,040
TOTAL COSTS		-	693,624	1,320,582	1,289,815	782,117	792,863	814,639

GOVERNMENT OF THE TURKS AND CAICOS ISLANDS

Estimate of Consolidated Fund Receipts and Payments for April 2014-March 2017

57 Ministry of Education, Youth, Sports and Library Services

Code	Library Department 124 Description	2012/2013	2013/2014			2014/2015	2015/2016	2016/2017
		Actual	Original Estimate	Revised Estimate	Unaudited Actual	Estimate	Estimate	Estimate
18099	Other Receipts	-	8,500	8,500	20,873	9,220	9,543	9,877
	TOTAL REVENUE	-	8,500	8,500	20,873	9,220	9,543	9,877
31001	Civil Servants - Salaries	-	62,171	61,210	62,770	62,160	62,160	64,025
31008	Civil Servants - NI Cost	-	2,981	2,518	2,595	2,753	2,753	2,836
31010	Civil Servants - NHI Cost	-	2,222	1,887	1,895	2,052	2,052	2,114
31501	Civil Servants - Allowances	-	11,880	1,680	1,940	6,240	6,240	6,427
	Civil Servants Employment Costs	-	79,254	67,295	69,200	73,205	73,205	75,401
31101	Wages	-	138,188	136,390	141,462	146,016	146,016	150,396
31105	Wages- NI Cost	-	6,357	6,273	6,507	6,576	6,576	6,773
31108	Wages NHI Cost	-	4,146	4,091	4,243	4,380	4,380	4,511
	Waged Staff Employment Costs	-	148,690	146,754	152,212	156,972	156,972	161,681
32301	Accomm. And Subs.Local travel	-	1,400	672	1,049	739	761	784
32305	Transport: Air and Sea Fares	-	2,000	2,331	1,984	2,564	2,641	2,720
32399	Transport: Other	-	500	247	185	272	280	288
32401	Accomm. And Subs.Intern. Travel	-	1,500	733	128	806	830	855
32402	Airfare International Travel	-	1,200	-	155	-	-	-
32601	Electricity Charge	-	24,000	25,695	20,839	24,000	24,720	25,462
32602	Water Charge	-	1,800	2,287	2,538	1,200	1,236	1,273
32803	Communication Expenses	-	12,000	12,808	12,789	11,400	11,742	12,094
33001	Office Supplies	-	4,000	4,000	2,481	5,000	5,150	5,305
33102	Purchase of Text Books	-	10,000	6,000	6,431	10,000	10,300	10,609
33725	Upkeep of Grounds	-	1,200	1,200	847	1,440	1,483	1,528
34222	Youth Activities	-	1,500	1,500	435	3,000	3,090	3,183
35002	Overseas Training	-	1,500	1,500	-	2,500	2,575	2,652
35003	Academic Training	-	2,000	2,000	1,233	2,500	2,575	2,652
35501	Advertising	-	-	-	-	-	-	-
35807	Subvention to Library Board	-	-	-	-	-	-	-
	Operating Costs	-	64,600	60,973	51,095	65,421	67,384	69,405
	TOTAL COSTS	-	292,544	275,022	272,507	295,598	297,561	306,488

GOVERNMENT OF THE TURKS AND CAICOS ISLANDS

Estimate of Consolidated Fund Receipts and Payments for April 2014-March 2017

56 Office of the Deputy Governor

Code	Deputy Governor's Office 090 Description	2012/2013	2013/2014			2014/2015	2015/2016	2016/2017
		Actual	Original Estimate	Revised Estimate	Unaudited Actual	Estimate	Estimate	Estimate
31001	Civil Servants - Salaries	245,765	380,800	374,323	374,323	408,800	408,800	421,064
31008	Civil Servants - NI Cost	7,678	10,232	9,102	9,110	11,787	11,787	12,141
31010	Civil Servants - NHI Cost	7,682	13,373	11,821	11,844	13,765	13,765	14,178
31501	Civil Servants - Allowances	7,854	4,800	8,474	11,363	4,800	4,800	4,944
31505	Staff Housing Allowance	9,513	22,200	22,200	22,200	32,400	32,400	33,372
31506	Staff Telephone Allowance	3,417	5,520	5,703	5,703	6,720	6,720	6,922
31507	Staff Transportation Allowance	2,926	4,440	4,727	4,727	6,120	6,120	6,304
	Civil Servants Employment Costs	284,835	441,365	436,350	439,270	484,392	484,392	498,924
32301	Accomm. And Subs.Local travel	4,980	6,000	10,957	10,407	12,053	12,414	12,787
32305	Transport: Air and Sea fares	11,230	8,500	7,147	8,296	7,862	8,098	8,340
32399	Transport Other	70	-	-	-	-	-	-
32401	Accomm. And Subs.Intern. Travel	1,680	8,000	8,063	3,074	8,869	9,135	9,409
32402	Airfare International Travel	-	7,000	4,815	5,991	5,297	5,455	5,619
32601	Electricity	-	-	-	-	5,000	5,150	5,305
32602	Water Charge	-	2,400	205	196	500	515	530
32803	Communication Expenses	9,438	7,500	4,574	3,329	3,600	3,708	3,819
33001	Office Supplies	2,249	2,500	3,500	3,588	2,500	2,575	2,652
34242	TCIG Press Office Expenses	20,054	25,000	27,000	26,262	25,000	25,750	26,523
34244	Contracts and Procurement Expenses	-	-	-	-	5,000	5,150	5,305
34305	Professional and Consultancy Fees	28,334	7,500	-	-	-	-	-
34701	Local Hosting and Entertainment	2,435	8,400	9,900	9,573	8,400	8,652	8,912
38029	Legal Costs Re Civil Recovery	242	-	-	-	-	-	-
38099	Other Sundry Expenses	3,109	5,000	7,000	5,623	4,000	4,120	4,244
	Operating Costs	83,821	87,800	83,161	76,339	88,080	90,723	93,444
	TOTAL COSTS	368,656	529,165	519,511	515,609	572,472	575,115	592,368

GOVERNMENT OF THE TURKS AND CAICOS ISLANDS

Estimate of Consolidated Fund Receipts and Payments for April 2014-March 2017

56 Office of the Deputy Governor

Human Resource Directorate 002		2012/2013	2013/2014			2014/2015	2015/2016	2016/2017
Code	Description	Actual	Original Estimate	Revised Estimate	Unaudited Actual	Estimate	Estimate	Estimate
31001	Civil Servants - Salaries	274,268	348,630	439,305	439,305	351,150	351,150	361,685
31005	Overtime on PE	222	-	-	-	-	-	-
31008	Civil Servants - NI Cost	7,349	14,699	12,152	12,115	12,460	12,460	12,834
31010	Civil Servants - NHI Cost	8,637	12,036	12,982	12,961	12,322	12,322	12,692
31501	Civil Servants - Allowances	25,092	-	2,340	6,357	1,920	1,920	1,978
31505	Staff Housing Allowances	5,287	36,000	-	-	36,000	36,000	37,080
31506	Staff Telephone Allowance	3,672	5,400	5,638	5,638	10,800	10,800	11,124
31507	Transport Allowance	6,924	11,160	11,711	11,711	16,560	16,560	17,057
Civil Servants Employment Costs		331,451	427,925	484,128	488,087	441,212	441,212	454,448
31101	Wages	6,831	-	-	-	-	-	-
31105	Wages - NI Cost	1,459	-	-	-	-	-	-
31108	Wages - NHI Cost	878	-	-	-	-	-	-
Waged Staff Employment Costs		9,168	-	-	-	-	-	-
32002	Bonuses and Honoraria	-	-	-	-	-	-	-
32301	Accom. And Subs. Local Travel	6,757	4,000	7,670	7,500	8,437	8,690	8,951
32305	Transport: Air and Sea Fares	15,332	10,000	5,373	5,812	5,910	6,088	6,270
32401	Accom. And Subs. Intern. Travel	6,556	7,300	1,546	1,159	1,701	1,752	1,804
32402	Airfare International Travel	955	3,500	1,974	1,481	2,171	2,237	2,304
32601	Electricity Charge	23,379	30,000	18,890	21,833	25,000	25,750	26,523
32602	Water Charge	-	180	-	-	180	185	191
32803	Communication Expenses	4,806	9,000	4,738	3,554	4,500	4,635	4,774
33001	Office Supplies	13,889	10,000	11,300	10,338	10,000	10,300	10,609
33003	Computer Supplies	-	1,000	1,000	979	1,000	1,030	1,061
34305	Professional and Consultancy	8,000	10,000	-	-	5,000	5,150	5,305
35501	Advertising	51,683	45,000	52,000	53,490	40,000	41,200	42,436
35816	Subvention to Broadcasting Commission	272,268	-	-	(700)	-	-	-
Operating Costs		403,625	129,980	104,491	105,446	103,899	107,016	110,227
TOTAL COSTS		744,244	557,905	588,619	593,534	545,111	548,228	564,675

GOVERNMENT OF THE TURKS AND CAICOS ISLANDS

Estimate of Consolidated Fund Receipts and Payments for April 2014-March 2017

56 Office of the Deputy Governor

Public Service Commission 005 Code Description		2012/2013	2013/2014			2014/2015	2015/2016	2016/2017
		Actual	Original Estimate	Revised Estimate	Unaudited Actual	Estimate	Estimate	Estimate
31001	Civil Servants - Salaries	154,500	62,853	69,336	63,736	34,653	34,653	35,693
31008	Civil Servants - NI Cost	2,183	2,673	1,435	1,435	1,488	1,488	1,533
31010	Civil Servants - NHI Cost	4,194	1,993	1,912	1,912	1,109	1,109	1,142
31506	Telephone Allowance	1,782	960	918	918	648	648	667
31507	Transport Allowance	5,434	2,604	2,830	2,830	1,680	1,680	1,730
Civil Servants Employment Costs		168,093	71,083	76,431	70,832	39,578	39,578	40,765
32305	Transport: Air and Sea fares	8,425	8,500	8,000	6,980	8,500	8,755	9,018
32601	Electricity Charge	10,587	12,500	3,709	4,157	7,500	7,725	7,957
32803	Communication Expenses	1,093	3,000	2,445	1,539	2,000	2,060	2,122
32804	Telephones International Cost	-	-	-	333	-	-	-
33001	Office Supplies	6,525	4,000	4,000	3,611	4,000	4,120	4,244
34207	Director Expenses	-	28,000	46,200	33,500	61,200	63,036	64,927
34701	Local Hosting and Entertainment	600	3,000	1,000	940	3,000	3,090	3,183
Operating Costs		27,230	59,000	65,354	51,060	86,200	88,786	91,450
TOTAL COSTS		195,323	130,083	141,785	121,892	125,778	128,364	132,215

GOVERNMENT OF THE TURKS AND CAICOS ISLANDS

Estimate of Consolidated Fund Receipts and Payments for April 2014-March 2017

56 Office of the Deputy Governor

Code	Training Unit 006 Description	2012/2013	2013/2014			2014/2015	2015/2016	2016/2017
		Actual	Original Estimate	Revised Estimate	Unaudited Actual	Estimate	Estimate	Estimate
31001	Civil Servants - Salaries	42,265	99,240	54,331	50,933	99,240	99,240	102,217
31005	Civil Servants - Overtime on PE	49	-	-	-	-	-	-
31008	Civil Servants - NI Cost	1,582	4,178	1,702	1,502	3,620	3,620	3,729
31010	Civil Servants - NHI Cost	1,371	3,474	2,040	1,900	3,474	3,474	3,578
31501	Civil Servants - Allowances	530	-	-	-	-	-	-
31505	Staff Housing Allowances	4,742	12,000	12,000	12,000	12,000	12,000	12,360
31506	Staff Telephone Allowance	391	1,800	1,800	1,800	1,800	1,800	1,854
31507	Staff Transport Allowance	600	2,760	2,760	2,760	2,760	2,760	2,843
Civil Servants Employment Costs		51,530	123,452	74,633	70,895	122,894	122,894	126,581
32301	Accomm. And Subs. Local Travel	3,572	3,000	7,000	4,289	7,700	7,931	8,169
32305	Transport: Air and Sea fares	5,730	5,000	8,000	4,310	8,800	9,064	9,336
32401	Accomm. And Subs. Intern. Travel	804	3,500	-	-	-	-	-
32402	Airfare International Travel	-	4,000	-	-	-	-	-
32803	Communication Expenses	287	3,000	140	105	1,500	1,545	1,591
33001	Office Supplies	4,679	4,500	6,500	4,949	4,500	4,635	4,774
33002	Printing and Binding	-	2,000	2,000	120	2,000	2,060	2,122
33003	Computer supplies	-	2,500	2,500	-	2,500	2,575	2,652
33101	Subscriptions	-	16,000	16,000	8,000	23,500	24,205	24,931
35001	Local Training	4,505	40,000	40,000	40,084	40,000	41,200	42,436
35002	Overseas Training	-	35,000	3,000	-	10,000	10,300	10,609
Operating Costs		19,577	118,500	85,140	61,857	100,500	103,515	106,620
TOTAL COSTS		71,107	241,952	159,774	132,752	223,394	226,409	233,201

GOVERNMENT OF THE TURKS AND CAICOS ISLANDS

Estimate of Consolidated Fund Receipts and Payments for April 2014-March 2017

56 *Office of the Deputy Governor*

Code	Staff on Study Leave 007 Description	2012/2013	2013/2014			2014/2015	2015/2016	2016/2017
		Actual	Original Estimate	Revised Estimate	Unaudited Actual	Estimate	Estimate	Estimate
31001	Civil Servants - Salaries	18,114	65,000	277	4,917	65,000	65,000	66,950
31008	Civil Servants - NI Cost	833	2,616	-	200	2,616	2,616	2,694
31010	Civil Servants - NHI Cost	544	1,950	-	139	1,950	1,950	2,009
	Civil Servants Employment Costs	19,491	69,566	277	5,257	69,566	69,566	71,653
	TOTAL COSTS	19,491	69,566	277	5,257	69,566	69,566	71,653

GOVERNMENT OF THE TURKS AND CAICOS ISLANDS

Estimate of Consolidated Fund Receipts and Payments for April 2014-March 2017

56 Office of the Deputy Governor

Code	Cabinet Secretariat 091 Description	2012/2013	2013/2014			2014/2015	2015/2016	2016/2017
		Actual	Original Estimate	Revised Estimate	Unaudited Actual	Estimate	Estimate	Estimate
31001	Civil Servants - Salaries	35,059	76,940	76,940	76,940	76,940	76,940	79,248
31008	Civil Servants - NI Cost	1,421	3,160	2,379	2,379	2,813	2,813	2,897
31010	Civil Servants - NHI Cost	1,085	2,355	2,355	2,355	2,355	2,355	2,426
31501	Civil Servants - Allowances	2,250	1,560	1,560	1,560	1,560	1,560	1,607
31507	Staff Transportation Allowance	1,008	-	-	-	-	-	-
	Civil Servants Employment Costs	40,823	84,015	83,234	83,234	83,668	83,668	86,178
31101	Wages	1,760	-	-	-	-	-	-
31105	Wages - NI Cost	81	-	-	-	-	-	-
31108	Wages - NHI Cost	53	-	-	-	-	-	-
	Waged Staff Employment Costs	1,894	-	-	-	-	-	-
32301	Accomm. And Subs.Local travel	1,250	2,000	422	416	1,464	1,508	1,553
32305	Transport: Air and Sea fares	4,528	3,000	-	1,265	2,500	2,575	2,652
32399	Transport Other	-	500	-	-	-	-	-
32401	Accomm. And Subs.Intern. Travel	-	3,000	392	389	431	444	457
32402	Airfare International Travel	-	2,500	-	-	-	-	-
32601	Electricity	-	-	10,800	8,324	-	-	-
32602	Water Charge	199	500	-	-	-	-	-
32803	Communication Expenses	4,125	3,000	500	530	3,000	3,090	3,183
33001	Office Supplies	4,923	4,500	4,000	3,893	3,500	3,605	3,713
33003	Computer supplies	-	1,000	500	-	-	-	-
33399	Other Supplies Mat. & Equipment	468	500	500	-	-	-	-
34313	Advisory Council Stipend	24,150	-	-	-	-	-	-
38023	Catering Services	9,934	12,500	14,500	13,363	13,564	13,971	14,390
38099	Other Sundry Expenses	1,015	5,000	5,000	4,464	3,500	3,605	3,713
	Operating Costs	50,592	38,000	36,614	32,644	27,959	28,798	29,662
	TOTAL COSTS	93,309	122,015	119,848	115,878	111,627	112,466	115,840

GOVERNMENT OF THE TURKS AND CAICOS ISLANDS

Estimate of Consolidated Fund Receipts and Payments for April 2014-March 2017

56 Office of the Deputy Governor

Code	House of Assembly 092 Description	2012/2013	2013/2014			2014/2015	2015/2016	2016/2017
		Actual	Original Estimate	Revised Estimate	Unaudited Actual	Estimate	Estimate	Estimate
31001	Civil Servants - Salaries	37,685	177,940	172,327	833,693	177,940	177,940	183,278
31003	Ministers Salaries	-	833,000	833,000	583,187	833,000	833,000	857,990
31004	Members Salaries	-	852,000	848,000	637,633	922,000	922,000	949,660
31005	Overtime on PE	-	-	-	-	-	-	-
31008	Civil Servants - NI Cost	1,327	7,292	7,292	14,338	6,945	6,945	7,153
31010	Civil Servants - NHI Cost	949	5,435	5,435	23,021	5,435	5,435	5,598
31011	Ministers - NI Cost	-	10,150	10,150	5,801	11,834	11,834	12,189
31012	Ministers - NHI Cost	-	28,266	28,266	16,964	28,266	28,266	29,114
31013	Members - NI Cost	-	15,950	15,950	9,837	21,977	21,977	22,636
31014	Members - NHI Cost	-	29,412	29,412	19,694	31,584	31,584	32,532
31501	Civil Servants - Allowances	600	3,240	3,240	6,212	3,240	3,240	3,337
31502	Ministers Allowances	-	109,200	109,200	48,019	109,200	109,200	112,476
31503	Members Allowances	-	128,400	128,400	56,875	130,800	130,800	134,724
31504	Sitting Allowance	-	33,600	8,000	6,300	33,600	33,600	34,608
31506	Staff Telephone Allowance	378	-	-	5,700	-	-	-
31507	Staff Transportation Allowance	882	-	-	-	-	-	-
	Civil Servants Employment Costs	41,821	2,233,885	2,198,672	2,267,274	2,315,821	2,315,821	2,385,296
32301	Accomm. And Subs.Local travel	2,326	5,000	11,111	9,050	12,222	12,589	12,966
32305	Transport: Air and Sea fares	29,110	30,000	35,967	41,428	35,000	36,050	37,131
32399	Transport Other	284	500	754	458	829	854	880
32401	Accomm. And Subs.Intern. Travel	-	6,000	6,000	3,658	9,763	10,055	10,357
32402	Airfare International Travel	-	4,000	3,861	3,754	4,247	4,375	4,506
32601	Electricity Charges	-	-	5,000	-	12,000	12,360	12,731
32803	Communication Expenses	7,632	7,500	8,500	7,869	7,000	7,210	7,426
32806	Postage and Courier	482	250	250	210	1,500	1,545	1,591
33001	Office Supplies	4,046	5,000	6,500	5,820	5,000	5,150	5,305
33002	Printing and Binding	761	500	500	-	500	515	530
33003	Computer Supplies	-	-	-	354	-	-	-
33004	Office Cleaning	-	1,000	790	722	1,000	1,030	1,061
33399	Other Supplies Mat. & Equipment	853	1,000	1,000	890	1,000	1,030	1,061
33802	Cleaning Material	812	1,500	1,500	541	1,000	1,030	1,061
34312	Constitutional Review Committee	89,775	-	-	-	16,798	16,798	17,302
35707	Contributions to Regional Institutions	-	-	25,000	24,714	25,000	25,750	26,523
38022	Visual Services	7,186	10,000	5,000	4,600	7,500	7,725	7,957
38023	Catering Services	23,550	30,000	42,070	43,880	40,000	41,200	42,436
38099	Other Sundry Expenses	8,313	7,500	9,000	8,559	8,000	8,240	8,487
	Operating Costs	175,130	109,750	162,803	156,507	188,359	193,506	199,311
	TOTAL COSTS	216,951	2,343,635	2,361,476	2,423,781	2,504,180	2,509,327	2,584,606

GOVERNMENT OF THE TURKS AND CAICOS ISLANDS

Estimate of Consolidated Fund Receipts and Payments for April 2014-March 2017

58 Office of the Director of Public Prosecution

Office of the Director of Public Prosecution 113		2012/2013	2013/2014			2014/2015	2015/2016	2016/2017
Code	Description	Actual	Original Estimate	Revised Estimate	Unaudited Actual	Estimate	Estimate	Estimate
31001	Civil Servants - Salaries	25,860	820,080	772,375	768,428	829,260	829,260	854,138
31008	Civil Servants - NI Cost	458	36,931	17,980	18,055	19,080	19,080	19,652
31010	Civil Servants - NHI Cost	(435)	27,977	23,007	23,106	26,304	26,304	27,093
31501	Civil Servants - Allowances	14,816	67,760	47,392	36,596	82,048	82,048	84,509
31505	Staff Housing Allowances	4,353	15,000	22,920	22,920	22,920	22,920	23,608
31506	Staff Telephone Allowance	496	7,932	8,204	8,204	13,692	13,692	14,103
31507	Staff Transport Allowance	383	21,780	18,516	19,030	23,832	23,832	24,547
	Civil Servants Employment Costs	45,931	997,460	910,394	896,338	1,017,136	1,017,136	1,047,650
32301	Accomm. And Suns. Local Travel	8,382	13,128	25,246	21,643	27,771	28,604	29,462
32304	Transport: Mileage	-	372	-	-	-	-	-
32305	Transport: Air and Sea fares	16,326	9,996	20,360	26,580	22,396	23,068	23,760
32399	Transport: Other	-	2,400	-	-	-	-	-
32401	Accomm. And Subs. Intern Travel	-	9,996	9,098	9,098	10,996	11,325	11,665
32402	Airfare International Travel	8,544	9,996	3,562	4,988	6,046	6,227	6,414
32601	Electricity Charge	-	36,000	15,257	14,957	37,080	38,192	39,338
32803	Communication Expenses	1,293	14,496	8,896	6,358	14,931	15,379	15,840
32805	Internet Charges	-	1,500	-	-	1,500	1,545	1,591
32806	Postage and Courier	10	2,004	871	683	2,000	2,060	2,122
33001	Office Supplies	7,318	15,000	46,050	16,237	15,000	15,450	15,914
33002	Printing and Binding	690	3,000	2,272	3,073	4,000	4,120	4,244
33003	Computer supplies	-	6,000	3,340	3,340	6,000	6,180	6,365
33004	Office Cleaning	-	2,004	1,952	1,901	2,022	2,083	2,145
33101	Subscriptions	-	5,000	3,640	3,640	20,000	20,600	21,218
33103	Purchase of Law Books	-	5,000	1,000	-	1,000	1,030	1,061
33516	Pest Control Services	-	504	504	-	-	-	-
33534	Witness protection	-	19,992	19,000	18,239	20,000	20,600	21,218
33718	Repair of Office Equipment	-	504	504	179	-	-	-
33801	Uniforms	-	9,996	9,996	9,996	10,000	10,300	10,609
34305	Professional and Consultancy	230,936	314,996	157,996	129,421	250,000	257,500	265,225
34701	Local Hosting and Entertainment	-	1,500	1,500	1,460	2,500	2,575	2,652
35001	Local Training	-	7,500	3,500	3,140	7,500	7,725	7,957
35002	Overseas Training	-	20,000	19,660	13,421	25,000	25,750	26,523
	Operating Costs	273,499	510,884	354,204	288,353	485,741	500,313	515,322
	TOTAL COSTS	319,430	1,508,344	1,264,598	1,184,691	1,502,877	1,517,449	1,562,972

**GOVERNMENT
OF THE
TURKS AND CAICOS ISLANDS**



BUDGET 2014-15

SECTION 4:

**DEPARTMENTAL
HUMAN RESOURCES BUDGETS**

GOVERNMENT OF THE TURKS AND CAICOS ISLANDS
Summary of Human Resources by Ministry and Administrative Units
April 2014 - March 2015

	Ministries and Administrative Units	2013/2014		2014/2015	
		Human Resources	Payroll Cost Estimate	Human Resources	Payroll Cost Estimate
01	Office of the Governor	17	703,680	18	720,307
03	Police	290	7,276,530	279	6,964,517
04	Attorney General's Chambers	49	1,915,671	51	2,064,800
05	Judiciary	38	1,309,810	36	1,361,560
07	Office of the Premier, Culture & Ministry of Tourism	19	668,120	21	759,230
16	Ministry of Border Control & Labour	121	3,001,029	121	2,986,260
51	Ministry of Environment & Home Affairs	164	4,433,864	165	4,372,448
52	Government Support Services	81	2,565,290	85	2,694,240
54	Ministry of Finance, Trade & Investment	155	5,054,245	157	5,163,170
55	Ministry of Health & Human Services	152	4,303,523	158	4,399,329
56	Office of the Deputy Governor	48	2,831,403	48	2,903,723
57	Ministry of Education, Youth, Sports & Library Services	384	10,755,813	390	11,035,726
58	Office of The Director of Public Prosecutions	17	820,080	17	829,260
Established		1535	45,639,058	1546	46,254,570
01	Office of the Governor	8	97,023	5	58,492
03	Police	5	68,677	4	63,260
04	Attorney General's Chambers	5	67,637	4	68,155
05	Judiciary				
07	Office of the Premier, Culture & Ministry of Tourism	7	77,496	4	56,268
16	Ministry of Border Control & Labour				
51	Ministry of Environment & Home Affairs	17	214,138	16	261,726
52	Government Support Services	220	2,436,914	219	2,667,613
54	Ministry of Finance, Trade & Investment	2	38,904	1	16,224
55	Ministry of Health & Human Services	58	772,182	51	709,987
56	Office of the Deputy Governor				
57	Ministry of Education, Youth, Sports & Library Services	41	536,324	43	558,693
58	Office of The Director of Public Prosecutions				
Non-Established		363	4,309,294	347	4,460,418
TOTAL		1898	49,948,352	1893	50,714,988

GOVERNMENT OF THE TURKS AND CAICOS ISLANDS

Estimate of Human Resources for April 2014 - March 2015

Summary By Ministry and Department

01 001	Office of the Governor Governor's Office	2013/2014		2014/2015	
		Human Resources	Payroll Cost Estimate	Human Resources	Payroll Cost Estimate
	Governor of the Turks and Caicos	1	150,000	1	150,000
	Director of the Governor's Office	1	68,000	1	68,000
	ADC to the Governor	1	28,560	1	26,667
	Administrative Officer	1	29,640	1	29,640
	Administrative Assistant	1	21,000	1	21,000
	Established	5	297,200	5	295,307
	Grounds Maintenance Worker	3	37,112	3	37,112
	Cook	1	15,514	1	15,514
	Cleaner	1	10,748		
	Housekeeper	2	27,783		
	Relief Maid	1	5,866	1	5,866
	Waged Staff	8	97,023	5	58,492
001	GOVERNOR'S OFFICE	13	394,223	10	353,799

GOVERNMENT OF THE TURKS AND CAICOS ISLANDS

Estimate of Human Resources for April 2014 - March 2015

Summary By Ministry and Department

01 085	Office of the Governor Electoral Office	2013/2014		2014/2015	
		Human Resources	Payroll Cost Estimate	Human Resources	Payroll Cost Estimate
	Supervisor of Elections	1	38,880	1	38,880
	Database Administrator	1	26,940	1	26,940
	Administrative Officer	1	26,940	1	26,940
	Clerical Officer	1	15,720	1	15,720
	Established	4	108,480	4	108,480
085	ELECTORAL OFFICE	4	108,480	4	108,480

GOVERNMENT OF THE TURKS AND CAICOS ISLANDS

Estimate of Human Resources for April 2014 - March 2015
Summary By Ministry and Department

01 118	Office of the Governor Office of the Chief Internal Auditor	2013/2014		2014/2015	
		Human Resources	Payroll Cost Estimate	Human Resources	Payroll Cost Estimate
	Chief Internal Auditor	1	68,000	1	68,000
	Senior Audit Manager	1	47,000	1	43,200
	Senior Internal Auditor	1	40,000	2	63,360
	Internal Auditor	4	120,000	4	115,020
	Secretary to the Audit Committee	1	23,000	1	26,940
	Established	8	298,000	9	316,520
118	OFFICE OF THE CHIEF INTERNAL AUDITOR	8	298,000	9	316,520

GOVERNMENT OF THE TURKS AND CAICOS ISLANDS

Estimate of Human Resources for April 2014 - March 2015

Summary By Ministry and Department

03 009	Police Police	2013/2014		2014/2015	
		Human Resources	Payroll Cost Estimate	Human Resources	Payroll Cost Estimate
	Commissioner of Police	1	78,533	1	78,533
	Deputy Commissioner	1	55,435	1	55,435
	Assistant Commissioner of Police	1	48,963	1	50,114
	Superintendents	3	124,668	3	124,668
	Assistant Superintendents	5	188,536	6	227,492
	Inspectors	17	557,760	18	580,029
	Sergeants	36	1,102,616	39	1,122,853
	Corporals	1	27,378		
	Constables	164	3,514,083	153	3,329,728
	Human Resource Officer	1	39,000	1	39,000
	Police Pilot/Chief Police Pilot	2	103,800	2	103,800
	Chief Engineer - Air Services	1	48,225	1	48,225
	Marine Engineer			1	28,065
	Aircraft Technician	1	26,940	1	26,940
	Fleet Manager			1	32,520
	Mechanic (Police)	1	32,520	1	32,520
	Facilities Manager	1	26,661		
	Personal Secretary	1	23,400	1	23,400
	Administrative Assistant	4	91,200	5	107,520
	Clerical Assistant	3	55,232	3	53,640
	IT Co-ordinator	1	39,960	1	39,960
	911 Supervisors (S/Cst)	6	171,504		
	911 Call Handling Personnel (S/Cst)	8	129,600		
	District Constables	23	552,000	22	475,200
	Press Officer (Public Relations Officer)	1	31,000	1	31,000
	UK Analyst (S/Cst)	1	42,516	1	42,516
	Special Constables	6	165,000	15	311,359
	Established	290	7,276,530	279	6,964,517
	Occasional Employment	1	13,819		
	Driver (Messenger)	1	17,282	1	20,463
	Canteen Helper			1	16,988
	Janitor	3	37,576	2	25,809
	Waged Staff	5	68,677	4	63,260
009	POLICE	295	7,345,207	283	7,027,777

GOVERNMENT OF THE TURKS AND CAICOS ISLANDS

*Estimate of Human Resources for April 2014 - March 2015
Summary By Ministry and Department*

04 012	Attorney General's Chambers Attorney General's Chambers	2013/2014		2014/2015	
		Human Resources	Payroll Cost Estimate	Human Resources	Payroll Cost Estimate
	Attorney General	1	125,000	1	150,000
	Deputy Attorney General	1	103,800	1	103,800
	Principal Crown Counsel	2	175,200	2	175,200
	Senior Crown Counsel	3	195,000	3	195,000
	Crown Counsel	2	98,160	2	98,160
	Principal Legislative Drafter	1	89,400	1	89,400
	Senior Legislative Drafter	1	64,800	2	129,600
	Legislative System Administrator	1	31,680	1	31,680
	Senior Administrative Officer	1	33,360	1	33,360
	Administrative Officer	1	26,940	1	26,940
	Administrative Assistant	2	38,500	2	42,000
	Clerical Assistant	1	16,800	1	16,800
	Commissioner of Lands			1	68,000
	Established	17	998,640	19	1,159,940
	Cleaner	1	9,852	2	37,478
	Cleaner/Handy Person	1	15,514		
	Waged Staff	2	25,366	2	37,478
012	ATTORNEY GENERAL'S CHAMBERS	19	1,024,006	21	1,197,418

GOVERNMENT OF THE TURKS AND CAICOS ISLANDS

Estimate of Human Resources for April 2014 - March 2015

Summary By Ministry and Department

04 026	Attorney General's Chambers Valuation Office	2013/2014		2014/2015	
		Human Resources	Payroll Cost Estimate	Human Resources	Payroll Cost Estimate
	Chief Valuation Officer	1	48,000	1	48,000
	Chief Valuation Officer Counterpart	1	39,960	1	39,960
	Deputy Chief Valuation Officer	1	35,280	1	35,040
	Senior Valuation Officer	1	26,940	1	34,200
	Established	4	150,180	4	157,200
026	VALUATION OFFICE	4	150,180	4	157,200

GOVERNMENT OF THE TURKS AND CAICOS ISLANDS

Estimate of Human Resources for April 2014 - March 2015

Summary By Ministry and Department

04 054	Attorney General's Chambers Survey & Mapping Department	2013/2014		2014/2015	
		Human Resources	Payroll Cost Estimate	Human Resources	Payroll Cost Estimate
	Director of Survey and Mapping			1	48,000
	Deputy Director Land and Survey	1	35,880	1	35,880
	Assistant Director (Surveys)	1	29,100	1	29,100
	Deputy Director Mapping/GIS	1	31,680	1	31,680
	Senior District Surveyors	2	53,880	2	53,880
	District Surveyor	1	24,480	1	24,480
	Survey Technician	1	21,000	1	21,000
	Drafter	1	19,830	1	23,400
	Administrative Assistant	1	21,721	1	21,360
	Clerical Assistant	1	17,520	1	17,520
	Trainee Drafter	1	15,720	1	15,720
	Established	11	270,811	12	322,020
	Field Assistant	3	42,271		
	Labourer			2	30,677
	Waged Staff	3	42,271	2	30,677
054	SURVEY AND MAPPING DEPARTMENT	14	313,082	14	352,697

GOVERNMENT OF THE TURKS AND CAICOS ISLANDS

Estimate of Human Resources for April 2014 - March 2015

Summary By Ministry and Department

04 066	Attorney General's Chambers Land Registry	2013/2014		2014/2015	
		Human Resources	Payroll Cost Estimate	Human Resources	Payroll Cost Estimate
	Land Registrar	1	48,000	1	48,000
	Deputy Registrar	1	38,880	1	38,880
	Assistant Registrar	1	31,680	1	31,680
	Land Registry Clerk	3	71,460	3	71,460
	Clerical Assistant	2	32,880	2	32,880
	Established	8	222,900	8	222,900
066	LAND REGISTRY	8	222,900	8	222,900

GOVERNMENT OF THE TURKS AND CAICOS ISLANDS

Estimate of Human Resources for April 2014 - March 2015

Summary By Ministry and Department

04 104	Attorney General's Chambers Crown Land Unit	2013/2014		2014/2015	
		Human Resources	Payroll Cost Estimate	Human Resources	Payroll Cost Estimate
	Commissioner of Lands	1	68,000		
	Director of Crown Land	1	48,000	1	48,000
	Assistant Director of Crown Land	1	29,640	1	29,640
	Administrative Officer	1	28,020	1	28,020
	Administrative Assistant (EDP)	1	22,440	1	22,440
	Land Compliance Officer	1	21,000	1	21,000
	Administrative Assistant	1	21,000	1	21,000
	Clerical Assistant	2	35,040	2	32,640
	Established	9	273,140	8	202,740
104	CROWN LAND UNIT	9	273,140	8	202,740

GOVERNMENT OF THE TURKS AND CAICOS ISLANDS

Estimate of Human Resources for April 2014 - March 2015

Summary By Ministry and Department

05 013	Judiciary Judiciary	2013/2014		2014/2015	
		Human Resources	Payroll Cost Estimate	Human Resources	Payroll Cost Estimate
	Chief Justice	1	160,000	1	160,000
	Supreme Court Judge	2	240,000	2	240,000
	Chief Magistrate	1	71,400	1	71,400
	Registrar of Supreme Court	1	51,840	1	57,600
	Resident Magistrate	2	109,440	2	115,200
	Deputy Registrar	1	34,992	1	38,880
	Senior Deputy Registrar	1	36,936	1	41,040
	Clerk to Court	3	84,060	2	54,960
	Bailiff	2	46,704	3	83,520
	Administrative Officer	1	31,680	1	31,680
	Administrative Assistant	2	41,040	1	22,800
	Personal Secretary	4	88,656	4	100,740
	Court Reporter	2	44,079	2	54,420
	Administrative Assistant	4	80,136	3	64,440
	Clerical Assistant	4	62,107	4	69,960
	Court Interpreter	4	77,600	4	84,000
	Court Security Officer	3	49,140	3	70,920
	Established	38	1,309,810	36	1,361,560
013	JUDICIARY	38	1,309,810	36	1,361,560

GOVERNMENT OF THE TURKS AND CAICOS ISLANDS

Estimate of Human Resources for April 2014 - March 2015

Summary By Ministry and Department

07 015	Office of the Premier & The Ministry of Tourism Office of the Premier & The Ministry of Tourism	2013/2014		2014/2015	
		Human Resources	Payroll Cost Estimate	Human Resources	Payroll Cost Estimate
	Permanent Secretary	1	93,000	1	93,000
	Head of Secretariat	1	45,000	1	45,000
	Policy Analyst			1	75,000
	Executive Administrator to the Premier	1	40,000	1	40,000
	Senior Press & Protocol Officer	1	42,000	1	42,000
	Aide De Camp	1	24,000	1	24,000
	Administrative Officer	1	26,940	1	26,940
	Clerical Assistant			1	15,270
	Established	6	270,940	8	361,210
	House Keeper	2	27,996	2	27,996
	Cook	2	26,004	1	13,002
	Grounds Maintenance Worker	2	17,496		
	Driver/Concierge			1	15,270
	Temporary Staff	1	6,000		
	Waged Staff	7	77,496	4	56,268
015	OFFICE OF THE PREMIER & MINISTRY OF TOURISM	13	348,436	12	417,478

GOVERNMENT OF THE TURKS AND CAICOS ISLANDS

Estimate of Human Resources for April 2014 - March 2015

Summary By Ministry and Department

07 024	Office of the Premier & The Ministry of Tourism Gaming Department	2013/2014		2014/2015	
		Human Resources	Payroll Cost Estimate	Human Resources	Payroll Cost Estimate
	Director of Gaming	1	44,400	1	44,400
	Chief Inspector of Gaming			1	35,040
	Deputy Chief Inspector of Gaming	2	70,080	1	35,040
	Inspector of Gaming	5	134,700	6	170,580
	Administrative Assistant	1	21,000	1	21,000
	Established	9	270,180	9	271,020
024	GAMING DEPARTMENT	9	270,180	9	271,020

GOVERNMENT OF THE TURKS AND CAICOS ISLANDS

Estimate of Human Resources for April 2014 - March 2015

Summary By Ministry and Department

07 123	Office of the Premier & The Ministry of Tourism Culture Department	2013/2014		2014/2015	
		Human Resources	Payroll Cost Estimate	Human Resources	Payroll Cost Estimate
	Director	1	55,000	1	55,000
	Administrative Officer	1	36,000	1	36,000
	Cultural Officer	1	30,000	1	30,000
	Grounds Maintenance Worker	1	6,000	1	6,000
	Established	4	127,000	4	127,000
123	CULTURE DEPARTMENT	4	127,000	4	127,000

GOVERNMENT OF THE TURKS AND CAICOS ISLANDS

Estimate of Human Resources for April 2014 - March 2015

Summary By Ministry and Department

16 061	Ministry of Border Control & Labour Immigration Department	2013/2014		2014/2015	
		Human Resources	Payroll Cost Estimate	Human Resources	Payroll Cost Estimate
	Director of Immigration	1	49,800	1	49,800
	Deputy Director of Immigration	1	30,804	1	39,960
	Assistant Director	2	65,040	2	66,720
	Senior Immigration Officer	11	257,400	13	309,600
	Immigration Officer	32	686,400	30	635,760
	Assistant Immigration Officer	18	282,960	18	282,960
	Compliance/Investigative Officer	1	28,020	1	28,020
	Radar Operations Supervisor	1	70,000	1	70,000
	Radar Operator	6	160,000	6	146,000
	Established	73	1,630,424	73	1,628,820
061	IMMIGRATION DEPARTMENT	73	1,630,424	73	1,628,820

GOVERNMENT OF THE TURKS AND CAICOS ISLANDS

Estimate of Human Resources for April 2014 - March 2015

Summary By Ministry and Department

16 062	Ministry of Border Control & Labour Employment Services Department	2013/2014		2014/2015	
		Human Resources	Payroll Cost Estimate	Human Resources	Payroll Cost Estimate
	Commissioner of Labour	1	54,000	1	54,000
	Deputy Labour Commissioner	1	41,040	1	41,040
	Administrative Officer	1	28,560	1	28,560
	Senior Labour Inspector	2	59,280	2	48,600
	Labour Inspector	6	136,800	6	131,640
	Administrative Assistant	1	21,720	1	21,720
	Administrative Assistant	1	22,080	2	43,080
	Clerical Assistant	3	54,080	3	53,520
	Clerical Assistant (Data Input)	3	48,240	3	49,320
	Senior Employment Officer	1	25,685	1	28,200
	Employment Officers	2	43,440		
	Assistant Commissioner of Labour			1	31,680
	Administrative Assistant (Data Processing)	2	43,560	2	43,800
	Administrative Officer (Corporate Caseworker)	1	23,400	1	26,940
	Established	25	601,885	25	602,100
062	EMPLOYMENT SERVICES DEPARTMENT	25	601,885	25	602,100

GOVERNMENT OF THE TURKS AND CAICOS ISLANDS

Estimate of Human Resources for April 2014 - March 2015

Summary By Ministry and Department

16 073	Ministry of Border Control & Labour Registration & Citizenship	2013/2014		2014/2015	
		Human Resources	Payroll Cost Estimate	Human Resources	Payroll Cost Estimate
	Registrar General	1	39,960	1	39,960
	Registrar	1	32,520	1	32,520
	Research Officer	1	21,720	1	21,720
	Citizenship Caseworker (Data Processing)	1	16,440	1	16,440
	Citizenship Caseworker (Passports)	1	22,440	1	22,440
	Citizenship Caseworker (Immigration Cases)	2	45,480	2	44,880
	Citizenship Caseworker (PRC)	1	22,800	1	23,400
	Citizenship Caseworker (PRC Immigration Cases)	1	22,440	1	22,440
	Senior Citizenship Caseworker Supervisor			1	29,640
	Established	9	223,800	10	253,440
073	REGISTRATION & CITIZENSHIP	9	223,800	10	253,440

GOVERNMENT OF THE TURKS AND CAICOS ISLANDS

Estimate of Human Resources for April 2014 - March 2015

Summary By Ministry and Department

16 087	Ministry of Border Control & Labour Labour Tribunal	2013/2014		2014/2015	
		Human Resources	Payroll Cost Estimate	Human Resources	Payroll Cost Estimate
	President	1	67,800	1	67,800
	Tribunal Secretary	1	28,560	1	21,000
	Administrative Assistant	2	42,000	1	21,000
	Tribunal Officer	1	29,100	1	27,480
	Administrative Officer	1	27,480	1	28,560
	Clerical Assistant			1	15,720
	Established	6	194,940	6	181,560
087	LABOUR TRIBUNAL	6	194,940	6	181,560

GOVERNMENT OF THE TURKS AND CAICOS ISLANDS

Estimate of Human Resources for April 2014 - March 2015
Summary By Ministry and Department

16 096	Ministry of Border Control & Labour Ministry of Border Control & Labour	2013/2014		2014/2015	
		Human Resources	Payroll Cost Estimate	Human Resources	Payroll Cost Estimate
	Permanent Secretary	1	93,000	1	93,000
	Deputy Secretary	1	68,000	1	68,000
	Head Of Secretariat	1	45,000	1	45,000
	Executive Administrator	1	40,000	1	40,000
	Administrative Officer	1	26,940	1	26,940
	Senior Caseworker Supervisor	1	29,640		
	Customer Service Centre Manager	1	31,680	1	31,680
	Clerical Assistant	1	15,720	1	15,720
	Established	8	349,980	7	320,340
096	MINISTRY OF BORDER CONTROL & LABOUR	8	349,980	7	320,340

GOVERNMENT OF THE TURKS AND CAICOS ISLANDS

Estimate of Human Resources for April 2014 - March 2015

Summary By Ministry and Department

51 003	Ministry of Environment & Home Affairs District Administration	2013/2014		2014/2015	
		Human Resources	Payroll Cost Estimate	Human Resources	Payroll Cost Estimate
	District Commissioners	2	70,080	2	70,080
	Assistant District Commissioner	2	63,360	2	63,360
	Administrative Assistant	1	22,800	1	22,800
	Clerical Assistant	2	31,440	2	31,944
	Established	7	187,680	7	188,184
003	DISTRICT ADMINISTRATION	7	187,680	7	188,184

GOVERNMENT OF THE TURKS AND CAICOS ISLANDS

Estimate of Human Resources for April 2014 - March 2015

Summary By Ministry and Department

51 051	Ministry of Environment & Home Affairs Road Safety Department	2013/2014		2014/2015	
		Human Resources	Payroll Cost Estimate	Human Resources	Payroll Cost Estimate
	Road Safety Director	1	49,800	1	49,800
	Senior Liaison Officer	1	21,000	1	32,940
	Liaison Officer	12	210,360	12	210,360
	Administrative Officer	1	27,480	1	27,480
	Supervisor Road Safety	1	24,840	1	24,840
	Administrative Assistant	1	21,000	1	21,000
	Established	17	354,480	17	366,420
051	ROAD SAFETY DEPARTMENT	17	354,480	17	366,420

GOVERNMENT OF THE TURKS AND CAICOS ISLANDS

Estimate of Human Resources for April 2014 - March 2015

Summary By Ministry and Department

51 055	Ministry of Environment & Home Affairs Planning Department	2013/2014		2014/2015	
		Human Resources	Payroll Cost Estimate	Human Resources	Payroll Cost Estimate
	Director of Planning	1	53,100	1	53,100
	Deputy Director	1	43,200	1	43,200
	Assistant Director of Planning	1	34,200	1	34,200
	Land Use Planner	2	56,040	2	56,040
	Land Use Planner/Secretary PPB	1	27,480	1	27,480
	Development Control Engineer	1	31,680	1	31,680
	Assistant Development Control Engineer	1	20,402	1	27,480
	Administrative Officer	1	29,640	1	29,640
	Clerk to PPB	1	21,000		
	Secretary, Dir. Planning	1	21,000		
	Clerical Assistant	1	17,880	3	59,160
	Electrical Inspector	2	46,800	2	46,800
	Established	14	402,422	14	408,780
055	PLANNING DEPARTMENT	14	402,422	14	408,780

GOVERNMENT OF THE TURKS AND CAICOS ISLANDS

*Estimate of Human Resources for April 2014 - March 2015
Summary By Ministry and Department*

51 060	Ministry of Environment & Home Affairs Prisons	2013/2014		2014/2015	
		Human Resources	Payroll Cost Estimate	Human Resources	Payroll Cost Estimate
	Superintendent of Prisons	1	75,000	1	75,000
	Deputy Superintendent of Prisons	1	35,040	1	35,040
	Assistant Superintendent of Prisons	1	31,680	1	31,680
	Senior Prison Officer	7	163,800	7	163,800
	Prison Officer	42	882,000	42	882,000
	Prison Maintenance Manager	1	28,560	1	28,560
	Prison Nurse	1	25,500	1	25,500
	Prison Farm Manager	1	21,360	1	21,720
	Domestic Supervisor	1	23,400	1	23,400
	Prison Counsellor	1	28,020	1	28,020
	Teacher	1	27,060	1	27,060
	Prison Attendant	2	36,680	2	31,440
	Administrative Assistant	1	17,500	1	21,720
	Rehabilitation Manager	1	31,680	1	31,440
	Established	62	1,427,280	62	1,426,380
	Cook	2	31,440	2	31,440
	Farm Assistant	1	15,506	1	13,963
	Driver			1	15,720
	Waged Staff	3	46,946	4	61,123
060	PRISONS	65	1,474,226	66	1,487,503

GOVERNMENT OF THE TURKS AND CAICOS ISLANDS

Estimate of Human Resources for April 2014 - March 2015

Summary By Ministry and Department

51 074	Ministry of Environment & Home Affairs Domestic Fire Department	2013/2014		2014/2015	
		Human Resources	Payroll Cost Estimate	Human Resources	Payroll Cost Estimate
	Chief Fire Officer	1	54,900	1	54,900
	Deputy Chief Fire Officer	1	40,200	1	40,200
	Administrative Officer	1	29,100	1	29,100
	Fire Station Manager	1	29,760	1	29,760
	Leading Fire Safety Officer	2	47,640	2	47,640
	Fire Safety Officer	4	66,120	4	66,120
	Established	10	267,720	10	267,720
074	DOMESTIC FIRE DEPARTMENT	10	267,720	10	267,720

GOVERNMENT OF THE TURKS AND CAICOS ISLANDS

Estimate of Human Resources for April 2014 - March 2015

Summary By Ministry and Department

51 086	Ministry of Environment & Home Affairs Agriculture Department	2013/2014		2014/2015	
		Human Resources	Payroll Cost Estimate	Human Resources	Payroll Cost Estimate
	Director of Agriculture	1	55,000	1	55,000
	Chief Plant Health Officer	1	43,200		-
	Chief Veterinary Officer	1	54,900	1	54,900
	Veterinarian Assistant	2	70,080		-
	Animal Control Officer	1	21,000		-
	Assistant Animal Welfare Officer	1	18,600	1	18,600
	Administrative Officer	1	25,000	1	26,940
	Clerical Assistant	1	18,600	1	18,600
	Animal Welfare Officer			2	56,040
	Animal Health Officer			1	35,040
	Chief Plant Protection Officer			1	38,880
	Established	9	306,380	9	304,000
	Farm Security Officer	1	15,556		
	Farm Labourers	7	50,000	4	58,711
	Labourer			4	64,308
	Waged Staff	8	65,556	8	123,019
086	AGRICULTURE DEPARTMENT	17	371,936	17	427,019

GOVERNMENT OF THE TURKS AND CAICOS ISLANDS

Estimate of Human Resources for April 2014 - March 2015

Summary By Ministry and Department

51 100	Ministry of Environment & Home Affairs DECR & Maritime (DECR)	2013/2014		2014/2015	
		Human Resources	Payroll Cost Estimate	Human Resources	Payroll Cost Estimate
	Director of Environment & Maritime	1	49,333	1	49,333
	Deputy Director	1	42,120	1	42,120
	Asst. Director Maritime & Fisheries	1	29,640	1	29,640
	Asst. Director Fisheries Protected Areas & Revenue Collection	1	29,640	1	28,560
	Asst. Director Environmental Research and Dev.	1	35,880	1	35,880
	Senior Conservation Officer	3	73,440	3	71,280
	Conservation Officer	6	168,000	7	150,600
	Environmental Officer	3	77,040	4	93,360
	Administrative Officer	2	56,658	2	53,880
	Clerical Assistant	1	16,800	1	16,800
	Environment Outreach Coordinator	1	26,940	1	26,940
	Parks Infrastructure Officer	1	24,133	1	24,133
	Established	22	629,624	24	622,526
	Grounds Maintenance Worker	2	36,057	2	28,392
	Beach Cleaner	3	50,065		-
	Assistant Supervisor			2	49,192
	Waged Staff	5	86,122	4	77,584
100	DECR & Maritime (DECR)	27	715,746	28	700,110

GOVERNMENT OF THE TURKS AND CAICOS ISLANDS

Estimate of Human Resources for April 2014 - March 2015

Summary By Ministry and Department

51 101	Ministry of Environment & Home Affairs Social Development & Gender Affairs	2013/2014		2014/2015	
		Human Resources	Payroll Cost Estimate	Human Resources	Payroll Cost Estimate
	Director of Social Development	1	75,000	1	70,000
	Deputy Director of Social Development	1	35,040	1	35,040
	Gender Affairs Coordinator	1	35,880	1	39,960
	Assistant Gender Affairs Coordinator	1	29,100	1	29,100
	Trained Social Worker	7	190,080		-
	Senior Social Worker	2	58,200	2	58,200
	Social Worker			6	162,600
	Administrative Assistant	1	21,000	1	21,000
	Administrative Officer	1	26,940	1	26,940
	Administrative Assistant	1	21,000	1	21,000
	Assistant Social Worker	1	17,520	1	18,600
	Social Worker (Psychiatric)			1	27,480
	Established	17	509,760	17	509,920
	Driver/Messenger	1	15,514		
	Waged Staff	1	15,514		
101	SOCIAL DEVELOPMENT & GENDER AFFAIRS	18	525,274	17	509,920

GOVERNMENT OF THE TURKS AND CAICOS ISLANDS

Estimate of Human Resources for April 2014 - March 2015

Summary By Ministry and Department

51 109	Ministry of Environment & Home Affairs Ministry of Environment & Home Affairs	2013/2014		2014/2015	
		Human Resources	Payroll Cost Estimate	Human Resources	Payroll Cost Estimate
	Permanent Secretary	1	98,578	1	98,578
	Deputy Secretary	1	68,000	1	68,000
	Change Manager	1	70,000		-
	Head of Secretariat	1	45,000	1	45,000
	Executive Administrator	1	40,000	1	40,000
	Administrative Officer	1	26,940	1	26,940
	Established	6	348,518	5	278,518
109	Ministry of Environment & Home Affairs	6	348,518	5	278,518

GOVERNMENT OF THE TURKS AND CAICOS ISLANDS

Estimate of Human Resources for April 2014 - March 2015

Summary By Ministry and Department

52 008	Government Support Services Disaster Management & Emergencies	2013/2014		2014/2015	
		Human Resources	Payroll Cost Estimate	Human Resources	Payroll Cost Estimate
	Director of Disaster Management	1	68,000	1	68,000
	Director of Disaster Management (Interim)	1	7,400		-
	Deputy Director of Disaster Management	1	43,200	1	43,200
	Public Relations Officer	1	29,100	1	29,100
	Community Preparedness Manager	1	27,600	1	29,100
	Hazard Mitigation Officer	1	28,020	1	28,020
	Radio Technician & Logistics Officer	1	22,080	1	22,080
	Adminstrative Officer			1	26,940
	Established	7	225,400	7	246,440
008	DISASTER MANAGEMENT & EMERGENCIES	7	225,400	7	246,440

GOVERNMENT OF THE TURKS AND CAICOS ISLANDS

Estimate of Human Resources for April 2014 - March 2015

Summary By Ministry and Department

52 043	Government Support Services EMS - Finance and Administration	2013/2014		2014/2015	
		Human Resources	Payroll Cost Estimate	Human Resources	Payroll Cost Estimate
	Engineering Supervisor	1	99,000	1	110,000
	Director of Engineering and Maintenance Services	1	49,800	1	55,000
	Customer Service Clerk	1	21,000	1	21,000
	Stores Manager	1	22,440	1	21,360
	Supervisor Island Works'			2	50,340
	Project Coordinator			1	43,200
	Established	4	192,240	7	300,900
	Stores Assistant			1	13,973
	Waged Staff			1	13,973
043	EMS - FINANCE AND ADMINISTRATION	4	192,240	8	314,873

GOVERNMENT OF THE TURKS AND CAICOS ISLANDS

Estimate of Human Resources for April 2014 - March 2015

Summary By Ministry and Department

52 044	Government Support Services Water Undertaking	2013/2014		2014/2015	
		Human Resources	Payroll Cost Estimate	Human Resources	Payroll Cost Estimate
	Water Engineer	1	43,200	1	43,200
	Assistant Water Engineer	1	31,680	1	31,680
	Technical Assistant Engineering	1	26,940		-
	Supervisor/RO Plant Operator	2	44,880	1	22,800
	Water Consultant			1	36,000
	RO Plant Operator	1	22,800	2	44,400
	RO Plant Assistant	1	21,000	1	21,000
	Customer Service Supervisor	1	29,100	1	29,100
	Customer Service Clerk	1	21,000	1	21,000
	Established	9	240,600	9	249,180
	Plumber	2	40,957	2	41,371
	Plumber Assistant	1	12,247		-
	Tank Attendant	6	46,200	4	30,800
	Labourer	1	12,889	3	38,016
	Meter Reader	1	20,460	1	20,686
	Security Officer			1	23,629
	Waged Staff	11	132,753	11	154,502
044	WATER UNDERTAKING	20	373,353	20	403,682

GOVERNMENT OF THE TURKS AND CAICOS ISLANDS

Estimate of Human Resources for April 2014 - March 2015

Summary By Ministry and Department

52 045	Government Support Services EMS - Mechanical Service Division	2013/2014		2014/2015	
		Human Resources	Payroll Cost Estimate	Human Resources	Payroll Cost Estimate
	Chief Mechanical Superintendent	1	38,880	1	43,200
	Mechanical Superintendent - PLS	1	28,560	1	28,560
	Trained Senior Mechanic/Technician			1	23,400
	Mechanical Trainee	1	21,000		-
	Established	3	88,440	3	95,160
	Mechanic	6	127,825	8	170,399
	Mechanic Helper	3	46,539	1	15,813
	Waged Staff	9	174,364	9	186,212
045	EMS - MECHANICAL SERVICES DIVISION	12	262,804	12	281,372

GOVERNMENT OF THE TURKS AND CAICOS ISLANDS

Estimate of Human Resources for April 2014 - March 2015

Summary By Ministry and Department

52 047	Government Support Services TCIG Publishing Department	2013/2014		2014/2015	
		Human Resources	Payroll Cost Estimate	Human Resources	Payroll Cost Estimate
	Chief Government Printer	1	38,880	1	39,960
	Printing Clerk	1	22,080	1	22,080
	Printing Assistant	1	17,160	1	17,520
	Clerical Assistant			1	18,600
	Established	3	78,120	4	98,160
047	TCIG PUBLISHING DEPARTMENT	3	78,120	4	98,160

GOVERNMENT OF THE TURKS AND CAICOS ISLANDS

Estimate of Human Resources for April 2014 - March 2015

Summary By Ministry and Department

52 048	Government Support Services Postal Services	2013/2014		2014/2015	
		Human Resources	Payroll Cost Estimate	Human Resources	Payroll Cost Estimate
	Postmaster General	1	44,400	1	44,400
	Postal Manager	1	35,880		-
	Assistant Postal Manager	1	21,720		-
	Postal Worker	1	17,520	3	50,040
	Postal Clerk	8	148,800	8	167,640
	Established	12	268,320	12	262,080
048	POSTAL SERVICES	12	268,320	12	262,080

GOVERNMENT OF THE TURKS AND CAICOS ISLANDS

Estimate of Human Resources for April 2014 - March 2015

Summary By Ministry and Department

52 056	Government Support Services Estate Management Division	2013/2014		2014/2015	
		Human Resources	Payroll Cost Estimate	Human Resources	Payroll Cost Estimate
	Director of Estates	1	55,000	1	55,000
	Estates Supervisor	1	27,480	1	27,480
	Cleaner			2	27,840
	Established	2	82,480	4	110,320
	Cleaner	125	1,075,373	122	1,245,992
	Janitor Caretaker	6	69,775	2	47,736
	Custodian			1	15,514
	Waged Staff	131	1,145,149	125	1,309,242
056	ESTATE MANAGEMENT DIVISION	133	1,227,629	129	1,419,562

GOVERNMENT OF THE TURKS AND CAICOS ISLANDS

Estimate of Human Resources for April 2014 - March 2015
Summary By Ministry and Department

52 077	Government Support Services Energy & Utilities Department	2013/2014		2014/2015	
		Human Resources	Payroll Cost Estimate	Human Resources	Payroll Cost Estimate
	Energy & Utilities Commissioner	1	55,000	1	55,000
	Energy Analyst	1	31,680	1	31,800
	Established	2	86,680	2	86,800
077	ENERGY & UTILITIES DEPARTMENT	2	86,680	2	86,800

GOVERNMENT OF THE TURKS AND CAICOS ISLANDS

Estimate of Human Resources for April 2014 - March 2015

Summary By Ministry and Department

52 081	Government Support Services EMS - Project Management Division	2013/2014		2014/2015	
		Human Resources	Payroll Cost Estimate	Human Resources	Payroll Cost Estimate
	Principal Architect	1	38,880	1	38,880
	Project Coordinator - PLS	1	38,880		-
	Project Architect	2	70,920	2	70,080
	Civil Design Engineer	1	30,990	1	31,680
	Clerk of Works	1	26,940	1	26,940
	Assistant Architect	2	55,500	2	53,880
	Assistant Quantity Surveyor	1	26,940	1	26,940
	Trainee Quantity Surveyor	1	21,000	1	22,800
	Established	10	310,050	9	271,200
081	EMS - PROJECT MANAGEMENT DIVISION	10	310,050	9	271,200

GOVERNMENT OF THE TURKS AND CAICOS ISLANDS

Estimate of Human Resources for April 2014 - March 2015

Summary By Ministry and Department

52 082	Government Support Services EMS - Maintenance Division	2013/2014		2014/2015	
		Human Resources	Payroll Cost Estimate	Human Resources	Payroll Cost Estimate
	Maintenance Manager	1	38,880	1	43,200
	Assistant Maintenance Manager	2	63,360	2	63,360
	Clerk of Works	1	26,940	1	26,940
	Electrical Supervisor	1	23,400	1	23,880
	Civil Supervisor	2	46,800	1	23,400
	Established	7	199,380	6	180,780
	Supervisor, Maintenance	2	48,672	3	75,816
	Air Condition Technician	1	19,094		-
	Carpenter	3	57,283	3	49,618
	Street/Beach Cleaners	37	429,720	36	426,061
	Heavy Equipment Operator	3	54,194	2	39,228
	Mason	2	93,668	4	76,378
	Painter	2	37,926	2	41,184
	Labourer	3	40,012	3	33,415
	Driver	1	14,723	1	14,321
	Assistant Road Maintenance Supervisor	1	22,838	1	25,272
	Plumber	1	19,094		-
	Maintenance Assistant	1	20,124	2	31,543
	Maintenance Worker	1	18,000		-
	A/C Supervisor			1	25,272
	Plumber Assistant			2	39,218
	Technical Assistant			1	21,000
	Waged Staff	58	875,348	61	898,326
082	EMS - MAINTENANCE DIVISION	65	1,074,728	67	1,079,106

GOVERNMENT OF THE TURKS AND CAICOS ISLANDS

Estimate of Human Resources for April 2014 - March 2015

Summary By Ministry and Department

52 094	Government Support Services Central Purchasing Unit	2013/2014		2014/2015	
		Human Resources	Payroll Cost Estimate	Human Resources	Payroll Cost Estimate
	Manager, Central Purchasing Unit	1	43,200	1	43,200
	Inventory Control Officer	2	46,800	1	23,400
	Accounting Officer	1	21,540	1	21,360
	Established	4	111,540	3	87,960
	Stores Assistant	3	44,928	4	62,038
	Driver	1	17,112		
	Waged Staff	4	62,040	4	62,038
094	CENTRAL PURCHASING UNIT	8	173,580	7	149,998

GOVERNMENT OF THE TURKS AND CAICOS ISLANDS

Estimate of Human Resources for April 2014 - March 2015

Summary By Ministry and Department

52 110	Government Support Services Government Support Services	2013/2014		2014/2015	
		Human Resources	Payroll Cost Estimate	Human Resources	Payroll Cost Estimate
	Permanent Secretary	1	93,000	1	93,000
	Deputy Secretary	2	136,000	2	136,000
	Telecommunications Supervisor	1	25,200	1	26,940
	Personal Secretary	1	24,120	1	24,480
	Telecommunications Clerk	3	51,120	3	52,200
	Administrative Officer	1	29,640	1	29,640
	Administrative Assistant	1	21,720	1	22,080
	Head of Secretariat	1	45,000	1	45,000
	Executive Administrator	1	40,000	1	40,000
	Established	12	465,800	12	469,340
110	GOVERNMENT SUPPORT SERVICES	12	465,800	12	469,340

GOVERNMENT OF THE TURKS AND CAICOS ISLANDS

Estimate of Human Resources for April 2014 - March 2015

Summary By Ministry and Department

52 115	Government Support Services Radio Turks & Caicos	2013/2014		2014/2015	
		Human Resources	Payroll Cost Estimate	Human Resources	Payroll Cost Estimate
	Director	1	54,000	1	54,000
	Assistant Director	1	50,400	1	50,400
	Administrative Officer	1	37,200	1	37,200
	Sales Clerks/Announcer	1	25,920	1	26,400
	Announcer / Production Studio Engineer	1	22,800	1	19,200
	IT & Broadcast Technician/ Senior Announcer	1	25,920	1	25,920
	Production Technician			1	22,800
	Established	6	216,240	7	235,920
	Announcers	1	19,200	1	10,080
	Island Correspondences	1	2,400	3	7,200
	Host Sports Watch/ Part time/Interns	5	25,660	3	23,520
	Provo OB Technician			1	2,520
	Waged Staff	7	47,260	8	43,320
115	RADIO TURKS & CAICOS	13	263,500	15	279,240

GOVERNMENT OF THE TURKS AND CAICOS ISLANDS

Estimate of Human Resources for April 2014 - March 2015

Summary By Ministry and Department

054 017	Ministry of Finance, Trade & Investment Budget Department	2013/2014		2014/2015	
		Human Resources	Payroll Cost Estimate	Human Resources	Payroll Cost Estimate
	Budget Director	1	78,780	1	67,800
	Deputy Budget Director	1	46,800	1	46,800
	Finance Manager	1	44,400	1	44,400
	Budget Analyst	1	43,260	1	38,900
	Established	4	213,240	4	197,900
017	BUDGET DEPARTMENT	4	213,240	4	197,900

GOVERNMENT OF THE TURKS AND CAICOS ISLANDS

Estimate of Human Resources for April 2014 - March 2015

Summary By Ministry and Department

054 018	Ministry of Finance, Trade & Investment Strategic Policy & Planning Department	2013/2014		2014/2015	
		Human Resources	Payroll Cost Estimate	Human Resources	Payroll Cost Estimate
	Chief Economist/Head of SPPD	1	75,000	1	75,000
	Senior Economist	1	67,800	1	67,800
	Project Economist	1	33,360	1	33,360
	Chief Statistician	1	44,400	1	44,400
	Statistician	2	66,720	3	100,080
	Statistical Technician	1	26,940	2	53,880
	Statistical/Mapping Technician	1	22,800	1	22,800
	Established	8	337,020	10	397,320
018	STRATEGIC POLICY AND PLANNING UNIT	8	337,020	10	397,320

GOVERNMENT OF THE TURKS AND CAICOS ISLANDS

Estimate of Human Resources for April 2014 - March 2015

Summary By Ministry and Department

054 019	Ministry of Finance, Trade & Investment Customs Department	2013/2014		2014/2015	
		Human Resources	Payroll Cost Estimate	Human Resources	Payroll Cost Estimate
	Collector of Customs	1	65,000	1	65,000
	Deputy Collector of Customs	2	79,920	2	77,760
	Assistant Collector of Customs	4	116,400	4	116,400
	Senior Customs Officer	10	226,920	11	258,120
	Canine Enforcement Officer	3	63,000		
	Customs Officer	26	506,536	23	485,160
	Assistant Customs Officer	12	218,880	15	273,600
	Administrative Officer	1	26,940	1	26,940
	Cashiers	2	39,160	2	42,720
	Director of Compliance	1	35,880	1	35,880
	Training Manager Customs	1	26,940	1	26,940
	Deputy Systems Administrator - Asycuda	1	28,020		
	Asycuda World Customer Service Manager	1	26,940	1	26,940
	Asycuda System Administrator			1	60,000
	Established	65	1,460,536	63	1,495,460
	Maintenance Assistant	1	16,224	1	16,224
	Waged Staff	1	16,224	1	16,224
019	CUSTOMS DEPARTMENT	66	1,476,760	64	1,511,684

GOVERNMENT OF THE TURKS AND CAICOS ISLANDS

Estimate of Human Resources for April 2014 - March 2015

Summary By Ministry and Department

054	Ministry of Finance, Trade & Investment	2013/2014		2014/2015	
		Human Resources	Payroll Cost Estimate	Human Resources	Payroll Cost Estimate
021	Accountant General Department				
	Accountant General	1	80,000	1	80,000
	Transaction Accountant	1	46,200	-	-
	Treasury Manager	1	46,200	-	-
	Finance Officer	2	63,360	8	259,440
	Sub Treasury Manager	3	93,840	-	-
	Assistant Accountant General			3	141,000
	Accounts Officer	4	110,507	9	212,520
	Head of Payroll	1	39,618	-	-
	Head of Accounts Payable	1	31,680	-	-
	Head Cashier	1	31,680	-	-
	Payroll Officer	2	46,800	-	-
	Accounts Clerk	3	69,960	-	-
	Cashier	2	31,440	3	54,120
	Appication Support Officer			1	31,680
	Senior Finance Officer			3	116,320
	Financial Manager	6	261,840	4	177,600
	Established	28	953,125	32	1,072,680
	Messenger/Office Assistant	1	22,680		
	Waged Staff	1	22,680	0	-
021	TREASURY DEPARTMENT	29	975,805	32	1,072,680

GOVERNMENT OF THE TURKS AND CAICOS ISLANDS

Estimate of Human Resources for April 2014 - March 2015

Summary By Ministry and Department

054 025	Ministry of Finance, Trade & Investment Revenue Control Unit	2013/2014		2014/2015	
		Human Resources	Payroll Cost Estimate	Human Resources	Payroll Cost Estimate
	Commissioner of Revenues	1	75,000	1	75,000
	Assistant Commissioner of Revenues	4	194,400	4	194,400
	Senior Tax Officer	7	244,944	6	209,952
	Tax Officer	9	270,216	9	270,216
	Business Licencing Officer	1	45,120	1	45,120
	Business Licencing Assistant	2	72,080	2	72,080
	Administrative Officer			1	34,992
	Established	24	901,760	24	901,760
025	REVENUE CONTROL UNIT	24	901,760	24	901,760

GOVERNMENT OF THE TURKS AND CAICOS ISLANDS

Estimate of Human Resources for April 2014 - March 2015

Summary By Ministry and Department

54 093	Ministry of Finance, Trade & Investment Central Information Technology Unit	2013/2014		2014/2015	
		Human Resources	Payroll Cost Estimate	Human Resources	Payroll Cost Estimate
	Director IT	1	75,000	1	75,000
	Manager CITU Data Centre	1	54,000	1	54,000
	Sr. Systems Administrator	1	41,040	1	41,040
	Sr. Business Analyst	1	41,040	1	41,040
	Database Administrator	1	34,200	1	34,200
	Jr. Network Engineer	2	68,400	2	68,400
	Jr. Hardware Engineer	1	34,200	1	34,200
	Desktop Service Technicians	4	117,420	4	117,420
	Established	12	465,300	12	465,300
093	CENTRAL INFORMATION TECHNOLOGY UNIT	12	465,300	12	465,300

GOVERNMENT OF THE TURKS AND CAICOS ISLANDS

Estimate of Human Resources for April 2014 - March 2015
Summary By Ministry and Department

054 111	Ministry of Finance, Trade & Investment Ministry of Finance, Trade & Investment	2013/2014		2014/2015	
		Human Resources	Payroll Cost Estimate	Human Resources	Payroll Cost Estimate
	Permanent Secretary	1	93,000	1	93,000
	Deputy Secretary	2	136,000	2	136,000
	Director of Trade	1	51,984		
	Head of Secretariat	1	45,000	1	45,000
	Executive Administrator	1	40,000	1	40,000
	Finance Manager	1	44,400		
	Administrative Officer	1	26,940	1	32,810
	Established	8	437,324	6	346,810
111	MINISTRY OF FINANCE, TRADE & INVESTMENT	8	437,324	6	346,810

GOVERNMENT OF THE TURKS AND CAICOS ISLANDS

Estimate of Human Resources for April 2014 - March 2015

Summary By Ministry and Department

54 116	Ministry of Finance, Trade & Investment Investment Unit	2013/2014		2014/2015	
		Human Resources	Payroll Cost Estimate	Human Resources	Payroll Cost Estimate
	Director of investment	1	75,000	1	75,000
	Investment Service Executive	1	49,800	1	49,800
	Investment Service Executive - Aftercare	1	44,400	1	44,400
	Administrative Officer	1	21,340	1	21,340
	Established	4	190,540	4	190,540
116	INVESTMENT UNIT	4	190,540	4	190,540

GOVERNMENT OF THE TURKS AND CAICOS ISLANDS

Estimate of Human Resources for April 2014 - March 2015

Summary By Ministry and Department

54 120	Ministry of Finance, Trade & Investment Exchange of Information Unit	2013/2014		2014/2015	
		Human Resources	Payroll Cost Estimate	Human Resources	Payroll Cost Estimate
	Director - EOI	1	52,200	1	52,200
	Exchange of Information Officer	1	43,200	1	43,200
	Established	2	95,400	2	95,400
121	EXCHANGE OF INFORMATION UNIT	2	95,400	2	95,400

GOVERNMENT OF THE TURKS AND CAICOS ISLANDS

Estimate of Human Resources for April 2014 - March 2015

Summary By Ministry and Department

55 029	Ministry of Health & Human Services Dental Department	2013/2014		2014/2015	
		Human Resources	Payroll Cost Estimate	Human Resources	Payroll Cost Estimate
	Chief Dental Surgeon	1	49,800	1	51,000
	Dental Surgeon	1	44,400	2	90,000
	Dental Nurse	6	140,000	6	144,000
	Clerical Officer	2	29,592	2	31,440
	Dental Assistant	2	44,280	2	44,280
	Established	12	308,072	13	360,720
	Temporary Employment	1	15,000		
	Porter/Driver	1	14,256	1	15,514
	Waged Staff	2	29,256	1	15,514
029	DENTAL DEPARTMENT	14	337,328	14	376,234

GOVERNMENT OF THE TURKS AND CAICOS ISLANDS

Estimate of Human Resources for April 2014 - March 2015

Summary By Ministry and Department

55 030	Ministry of Health & Human Services Primary Health Care Department	2013/2014		2014/2015	
		Human Resources	Payroll Cost Estimate	Human Resources	Payroll Cost Estimate
	Medical Officer/ Family Physician	6	232,800	5	198,720
	Public Health Nurse	7	176,400	5	133,440
	Senior Public Health Nurse	1	30,056	1	30,000
	Registered Nurse/ Midwife	4	100,800	2	53,520
	Registered Nurse (Medical)	3	82,745	6	161,280
	Clinical Nurse (Medical)	4	95,149	4	95,640
	Nutritionist Dietician	1	27,060	1	27,060
	Pharmacy Assistant	1	15,720	1	15,720
	Physical Therapist	1	32,520		-
	Community Health Aides	9	176,700	9	158,400
	Administrative Assistant	1	22,080	1	22,080
	Medical Records Officer	2	43,080	1	22,080
	Clerical Assistant (Records)			1	17,160
	Medical Officer/ General Practitioner			1	47,100
	Established	40	1,035,110	38	982,200
	Relief Workers	1	1,608		
	Porter/ Driver	2	27,864	2	28,283
	Waged Staff	3	29,472	2	28,283
030	PRIMARY HEALTH CARE DEPARTMENT	43	1,064,582	40	1,010,483

GOVERNMENT OF THE TURKS AND CAICOS ISLANDS

Estimate of Human Resources for April 2014 - March 2015

Summary By Ministry and Department

55 032	Ministry of Health & Human Services National HIV Prevention Unit	2013/2014		2014/2015	
		Human Resources	Payroll Cost Estimate	Human Resources	Payroll Cost Estimate
	Aids Coordinator	1	39,960	1	39,960
	Program Officer	1	26,940	1	26,940
	Clinical Nurse/Midwife	1	24,720	1	24,720
	Administrative Assistant	1	21,000	1	21,000
	Clerical Assistant	1	15,720	1	15,720
	Interpreter	1	15,720	1	15,720
	Established	6	144,060	6	144,060
032	NATIONAL HIV PREVENTION UNIT	6	144,060	6	144,060

GOVERNMENT OF THE TURKS AND CAICOS ISLANDS

Estimate of Human Resources for April 2014 - March 2015

Summary By Ministry and Department

55 057	Ministry of Health & Human Services Environmental Health Department	2013/2014		2014/2015	
		Human Resources	Payroll Cost Estimate	Human Resources	Payroll Cost Estimate
	Chief Environmental Health Officer	1	64,500	1	64,500
	Deputy Chief Environmental Health Officer	1	34,692	1	34,692
	Supervisor, Vector Control	2	45,144	2	45,144
	Environmental Health Officers	7	188,580	7	188,580
	Vector Control Officers	6	126,144	7	147,168
	Administrative Assistant	1	21,890	1	22,200
	Clerical Assistant	2	34,690	3	52,560
	Administrative Officer	1	27,740	1	28,020
	Established	21	543,380	23	582,864
	Mechanic	1	12,247	1	12,247
	Refuse Truck Driver	3	46,543	3	55,770
	Refuse Collector (Tip Attendant)	3	37,112	3	37,112
	Refuse Collector (Loader)	9	111,337	6	74,225
	Locums	1	13,000	2	13,000
	Incinerator Assistant	3	39,000	3	39,000
	Incinerator Operator	2	36,400	1	18,880
	Waged Staff	22	295,639	19	250,234
057	ENVIRONMENTAL HEALTH DEPARTMENT	43	839,019	42	833,098

GOVERNMENT OF THE TURKS AND CAICOS ISLANDS

Estimate of Human Resources for April 2014 - March 2015

Summary By Ministry and Department

55 063	Ministry of Health & Human Services Drugs & Mental Health Unit	2013/2014		2014/2015	
		Human Resources	Payroll Cost Estimate	Human Resources	Payroll Cost Estimate
	Director of MHSD	1	51,840	1	51,840
	Deputy/ Drug Coordinator	1	38,880		38,880
	Community Mental Health Nurse	3	66,744	3	74,160
	Community Mental Health Aide	1	17,460		-
	Psychiatrist	1	48,000	1	44,400
	Clinical Psychologist	1	38,880	1	43,200
	Psychologist	1	38,880	1	38,880
	Mental Health/ Substance Abuse Counsellor	1	35,937	1	26,940
	Administrative Officer	1	28,560	1	33,360
	Administrative Assistant	1	21,000	1	21,000
	Community Outreach Officer	3	63,000	2	44,160
	Programme Officer (Drug Prevention)			1	27,480
	Established	15	449,181	13	444,300
063	DRUGS & MENTAL HEALTH UNIT	15	449,181	13	444,300

GOVERNMENT OF THE TURKS AND CAICOS ISLANDS

Estimate of Human Resources for April 2014 - March 2015

Summary By Ministry and Department

55 072	Ministry of Health & Human Services Ministry of Health & Human Services	2013/2014		2014/2015	
		Human Resources	Payroll Cost Estimate	Human Resources	Payroll Cost Estimate
	Permanent Secretary	1	93,000	1	93,000
	Deputy Secretary	1	68,000	1	68,000
	Director of Health Services	1	72,720	1	72,720
	Manager InterHealth Canada Limited Contract	1	68,000	1	68,000
	Administrative Officer	1	27,480	1	27,480
	Administrative Assistant	2	43,800	2	50,280
	Head of Secretariat	1	45,000	1	45,000
	Executive Administrator to the Minister	1	40,000	1	40,000
	Chief Nursing Officer	1	44,400	1	44,400
	National Epidemiologist	1	57,600	1	57,600
	Deputy National Epidemiologist	1	43,956	1	44,400
	Health Planner	1	46,200	1	46,200
	Health Disaster Coordinator	1	38,412	1	38,412
	Health Educator	1	29,100	1	29,100
	Nutrition Coordinator	1	27,060		-
	Health Research Officer	1	28,560	1	28,560
	HRA Director	1	44,400	1	44,400
	National Pharmacist	1	35,880	1	35,880
	Pathology Assistant/mortuary Technician	1	26,920		-
	Health Surveillance Officers	2	52,000	2	49,680
	Pathologist Assistant Mortuary Technician			1	26,940
	Established	22	932,488	21	910,052
	Porter/Driver			1	15,573
	Waged Staff	24	984,488	115573	15,573
072	MINISTRY OF HEALTH AND HUMAN SERVICES	22	932,488	21	925,625

GOVERNMENT OF THE TURKS AND CAICOS ISLANDS

Estimate of Human Resources for April 2014 - March 2015

Summary By Ministry and Department

55 089	Ministry of Health & Human Services Special Needs Unit	2013/2014		2014/2015	
		Human Resources	Payroll Cost Estimate	Human Resources	Payroll Cost Estimate
	Director of Special Needs	1	44,400	1	54,000
	Supervisor Special Needs	1	27,562	1	27,562
	Deputy Supervisor Special Needs	1	25,245	1	25,245
	Programme Officer	1	27,205	1	27,205
	Clinical Nurse	5	110,700	6	135,120
	Geriatric Aides	13	240,924	0	-
	Administrative Assistant	1	20,790	1	22,800
	Client Care Assistant	1	15,720	17	282,120
	Teacher (Special Needs)			2	44,280
	Teacher			1	22,140
	Established	24	512,546	31	640,472
	Cook	4	50,245	4	62,340
	Maid	8	99,424	6	77,062
	Porter	6	94,518	6	93,794
	Teacher Assistant	1	14,414	1	15,514
	Waged Staff	19	258,601	17	248,710
089	SPECIAL NEEDS UNIT	43	771,147	48	889,182

GOVERNMENT OF THE TURKS AND CAICOS ISLANDS

Estimate of Human Resources for April 2014 - March 2015

Summary By Ministry and Department

55 097	Ministry of Health & Human Services National Public Health Laboratory	2013/2014		2014/2015	
		Human Resources	Payroll Cost Estimate	Human Resources	Payroll Cost Estimate
	Chief Medical Technologist	1	34,848	1	34,848
	Medical Technologist	1	24,948	1	23,400
	Assistant Lab Technician	1	20,790	1	21,000
	Established	3	80,586	3	79,248
	Maid	1	12,376	1	12,428
	Porter/Driver	1	12,376	1	15,753
	Waged Staff	2	24,752	2	28,181
097	NATIONAL PUBLIC HEALTH LABORATORY	5	105,338	5	107,429

GOVERNMENT OF THE TURKS AND CAICOS ISLANDS

Estimate of Human Resources for April 2014 - March 2015

Summary By Ministry and Department

55 107	Ministry of Health & Human Services Emergency Medical Services (Ambulance)	2013/2014		2014/2015	
		Human Resources	Payroll Cost Estimate	Human Resources	Payroll Cost Estimate
	Director of Emergency Medical Services	1	61,600	1	53,333
	Emergency Medical Technicians	8	236,500	8	169,080
	Supervisor Emergency Medical Services			1	33,000
	Established	9	298,100	10	255,413
	Emergency Medical Response Drivers	8	128,247	8	129,065
	Relief Workers	2	6,215	2	10,000
	Waged Staff	10	134,462	10	139,065
107	EMERGENCY MEDICAL SERVICES (AMBULANCE)	19	432,562	20	394,478

GOVERNMENT OF THE TURKS AND CAICOS ISLANDS

Estimate of Human Resources for April 2014 - March 2015

Summary By Ministry and Department

56 002	Office of the Deputy Governor Human Resource Directorate	2013/2014		2014/2015	
		Human Resources	Payroll Cost Estimate	Human Resources	Payroll Cost Estimate
	Director of Human Resource Management	1	93,000	1	93,000
	Human Resources Manager	1	51,300	1	51,300
	Human Resources Officer	5	172,320	5	174,840
	Clerical Assistant	1	16,290	1	15,720
	Clerical Assistant (Records)	1	15,720	1	16,290
	Established	9	348,630	9	351,150
002	HUMAN RESOURCE DIRECTORATE	9	348,630	9	351,150

GOVERNMENT OF THE TURKS AND CAICOS ISLANDS

Estimate of Human Resources for April 2014 - March 2015
Summary By Ministry and Department

56 005	Office of the Deputy Governor Public Service Commission	2013/2014		2014/2015	
		Human Resources	Payroll Cost Estimate	Human Resources	Payroll Cost Estimate
	Chairman Public Service Commission	1	28,200		
	Administrative Officer	1	34,653	1	34,653
	Established	2	62,853	1	34,653
005	PUBLIC SERVICE COMMISSION	2	62,853	1	34,653

GOVERNMENT OF THE TURKS AND CAICOS ISLANDS

Estimate of Human Resources for April 2014 - March 2015

Summary By Ministry and Department

56 006	Office of the Deputy Governor Training Unit	2013/2014		2014/2015	
		Human Resources	Payroll Cost Estimate	Human Resources	Payroll Cost Estimate
	Human Resource Training Manager	1	51,300	1	51,300
	Administrative Officer (Training)	1	26,940	1	26,940
	Administrative Assistant	1	21,000	1	21,000
	Established	3	99,240	3	99,240
006	TRAINING UNIT	3	99,240	3	99,240

GOVERNMENT OF THE TURKS AND CAICOS ISLANDS

Estimate of Human Resources for April 2014 - March 2015
Summary By Ministry and Department

56 007	Office of the Deputy Governor Unallocated Staff	2013/2014		2014/2015	
		Human Resources	Payroll Cost Estimate	Human Resources	Payroll Cost Estimate
	Unallocated Staff		65,000		65,000
	Established	-	65,000	-	65,000
007	UNALLOCATED STAFF	-	65,000	-	65,000

GOVERNMENT OF THE TURKS AND CAICOS ISLANDS

*Estimate of Human Resources for April 2014 - March 2015
Summary By Ministry and Department*

56 090	Office of the Deputy Governor Office of the Deputy Governor	2013/2014		2014/2015	
		Human Resources	Payroll Cost Estimate	Human Resources	Payroll Cost Estimate
	Deputy Governor	1	125,000	1	125,000
	Director - Deputy Governors Office	1	68,000	1	68,000
	Director - Contracts and Procurement	1	60,000	1	60,000
	Administrative Assistant	1	21,000	1	21,000
	Senior Press Officer	1	41,040	1	41,040
	Technical Assistant	1	22,080	1	22,080
	Executive Administrator	1	40,000	1	40,000
	Procurement and Risk Manager			1	31,680
	Procurement and Contracts Officer	1	3,680		
	Established	8	380,800	8	408,800
090	OFFICE OF THE DEPUTY GOVERNOR	8	380,800	8	408,800

GOVERNMENT OF THE TURKS AND CAICOS ISLANDS

Estimate of Human Resources for April 2014 - March 2015

Summary By Ministry and Department

56 091	Office of the Deputy Governor Cabinet Secretariat	2013/2014		2014/2015	
		Human Resources	Payroll Cost Estimate	Human Resources	Payroll Cost Estimate
	Clerk to Cabinet	1	50,000	1	50,000
	Administrative Officer	1	26,940	1	26,940
	Established	2	76,940	2	76,940
091	CABINET SECRETARIAT	2	76,940	2	76,940

GOVERNMENT OF THE TURKS AND CAICOS ISLANDS

*Estimate of Human Resources for April 2014 - March 2015
Summary By Ministry and Department*

56 092	Office of the Deputy Governor House of Assembly	2013/2014		2014/2015	
		Human Resources	Payroll Cost Estimate	Human Resources	Payroll Cost Estimate
	Premier	1	140,000	1	140,000
	Deputy Premier	1	126,000	1	126,000
	Ministers	5	567,000	5	567,000
	Speaker	1	75,000	1	75,000
	Deputy Speaker	1	72,000	1	72,000
	Leader of the Opposition	1	75,000	1	75,000
	Members Salaries	9	630,000	10	700,000
	Clerk to HOA	1	50,000	1	50,000
	Administrative Officer	1	26,940	1	26,940
	Administrative Assistant	1	21,000	1	21,000
	Deputy Clerk to HOA	1	40,000	1	40,000
	Executive Administrator - Leader of the Opposition	1	40,000	1	40,000
	Established	24	1,862,940	25	1,932,940
092	HOUSE OF ASSEMBLY	24	1,862,940	25	1,932,940

GOVERNMENT OF THE TURKS AND CAICOS ISLANDS

Estimate of Human Resources for April 2014 - March 2015

Summary By Ministry and Department

57 033	Ministry of Education, Youth, Sports & Library Services Ministry of Education, Youth & Sports	2013/2014		2014/2015	
		Human Resources	Payroll Cost Estimate	Human Resources	Payroll Cost Estimate
	Permanent Secretary	1	93,000	1	93,000
	Deputy Secretary	1	68,000	1	68,000
	Education Planner	1	35,040	1	35,040
	Clerical Assistant	1	15,720	1	15,720
	Scholarship Secretariat Manager	1	29,640	1	31,680
	Head of Secretariat	1	45,000	1	45,000
	Executive Administrator	1	40,000	1	40,000
	Scholarship Officer	1	31,680	1	29,640
	Established	8	358,080	8	358,080
033	MINISTRY OF EDUCATION, YOUTH & SPORTS	8	358,080	8	358,080

GOVERNMENT OF THE TURKS AND CAICOS ISLANDS

*Estimate of Human Resources for April 2014 - March 2015
Summary By Ministry and Department*

57 034	Ministry of Education, Youth, Sports & Library Services Education Department - Zone 1	2013/2014		2014/2015	
		Human Resources	Payroll Cost Estimate	Human Resources	Payroll Cost Estimate
	Principal, Primary School	3	91,140	3	91,140
	Vice-Principal, Primary School	3	89,940	3	89,940
	Graduate Teacher	15	436,800	13	379,200
	Trained Teacher	28	725,340	34	854,100
	Computer Teacher	3	80,880	2	50,400
	Clerical Officer	2	31,440		-
	School Warden	2	44,280	1	23,280
	Guidance Counsellor			1	29,760
	Established	56	1,499,820	57	1,517,820
	Porter / Clerk	1	15,812		
	Grounds Maintenance Worker	5	54,101	4	43,280
	Clerical Support - Primary School	2	31,440	3	47,252
	Cleaner			1	10,820
	Waged Staff	8	101,353	8	101,352
034	EDUCATION DEPARTMENT - ZONE 1	64	1,601,173	65	1,619,172

GOVERNMENT OF THE TURKS AND CAICOS ISLANDS

Estimate of Human Resources for April 2014 - March 2015

Summary By Ministry and Department

57 036	Ministry of Education, Youth, Sports & Library Services Education Administration - Zone 1	2013/2014		2014/2015	
		Human Resources	Payroll Cost Estimate	Human Resources	Payroll Cost Estimate
	Deputy Director of Education	1	44,400	1	44,400
	Education Officers	3	105,120	3	105,120
	Early Childhood Education Officer	1	35,880	1	35,880
	Examinations Officer	1	35,880	1	35,880
	Administrative Officer	1	29,100	1	29,100
	Personal Secretary	3	64,440	3	64,440
	Established	10	314,820	10	314,820
036	EDUCATION ADMINISTRATION - ZONE 1	10	314,820	10	314,820

GOVERNMENT OF THE TURKS AND CAICOS ISLANDS

Estimate of Human Resources for April 2014 - March 2015

Summary By Ministry and Department

57 037	Ministry of Education, Youth, Sports & Library Services Helena J Robinson High School	2013/2014		2014/2015	
		Human Resources	Payroll Cost Estimate	Human Resources	Payroll Cost Estimate
	Principal	1	37,500	1	37,500
	Vice Principal	1	31,020	1	25,800
	Graduate Teacher	37	1,094,520	37	1,086,960
	Trained Teacher	7	176,400	7	184,140
	Administrative Assistant	1	26,940	1	22,800
	Guidance Counsellor	2	55,560	2	55,560
	Laboratory Technician	1	15,720	1	21,000
	Truancy Officer			1	21,000
	Established	50	1,437,660	51	1,454,760
	Grounds Maintenance Worker	2	22,840	2	22,840
	Janitor Caretaker	1	11,232	1	11,230
	Security Officer	4	61,690	4	61,690
	Waged Staff	7	95,762	7	95,760
037	HELENA J ROBINSON HIGH SCHOOL	57	1,533,422	58	1,550,520

GOVERNMENT OF THE TURKS AND CAICOS ISLANDS

Estimate of Human Resources for April 2014 - March 2015

Summary By Ministry and Department

57 038	Ministry of Education, Youth, Sports & Library Services Clement Howell High School	2013/2014		2014/2015	
		Human Resources	Payroll Cost Estimate	Human Resources	Payroll Cost Estimate
	Principal	1	34,560	2	69,560
	Vice Principal	3	98,100	3	98,100
	Graduate Teacher	53	1,475,520	57	1,665,000
	Trained Teacher	13	336,960	12	309,900
	Administrative Officer	1	32,520	1	32,520
	Administrative Assistant	1	21,000	2	42,000
	Guidance Counsellor	2	58,200	2	55,680
	Established	74	2,056,860	79	2,272,760
	Janitor/Caretaker	1	17,754	1	17,754
	Grounds Maintenance Worker	4	33,603	5	45,023
					-
	Waged Staff	5	51,357	6	62,777
038	CLEMENT HOWELL HIGH SCHOOL	79	2,108,217	85	2,335,537

GOVERNMENT OF THE TURKS AND CAICOS ISLANDS

Estimate of Human Resources for April 2014 - March 2015

Summary By Ministry and Department

57 039	Ministry of Education, Youth, Sports & Library Services Raymond Gardiner High School	2013/2014		2014/2015	
		Human Resources	Payroll Cost Estimate	Human Resources	Payroll Cost Estimate
	Principal	1	33,540	1	33,540
	Vice Principal	1	29,160	1	29,160
	Graduate Teacher	20	585,720	21	602,160
	Trained Teacher	5	131,520	4	115,080
	Administrative Assistant	1	21,000	1	25,800
	Established	28	800,940	28	805,740
	Grounds Maintenance Worker	1	13,044	1	13,044
	Security Officer			1	15,400
	Waged Staff	1	13,044	2	28,444
039	RAYMOND GARDINER HIGH SCHOOL	29	813,984	30	834,184

GOVERNMENT OF THE TURKS AND CAICOS ISLANDS

Estimate of Human Resources for April 2014 - March 2015

Summary By Ministry and Department

57 040	Ministry of Education, Youth, Sports & Library Services Marjorie Basden High School	2013/2014		2014/2015	
		Human Resources	Payroll Cost Estimate	Human Resources	Payroll Cost Estimate
	Principal	1	37,500	1	37,500
	Vice Principal	1	32,520	1	32,520
	Graduate Teacher	14	443,920	14	420,694
	Trained Teacher	7	189,660	7	189,660
	Administrative Assistant	1	15,514		21,000
	Established	24	719,114	23	701,374
	Janitor/Caretaker	1	15,516	1	15,516
	Grounds Maintenance Worker	1	12,276		-
	Waged Staff	2	27,792	1	15,516
040	MARJORIE BASDEN HIGH SCHOOL	26	746,906	24	716,890

GOVERNMENT OF THE TURKS AND CAICOS ISLANDS

Estimate of Human Resources for April 2014 - March 2015

Summary By Ministry and Department

57 041	Ministry of Education, Youth, Sports & Library Services Youth Department	2013/2014		2014/2015	
		Human Resources	Payroll Cost Estimate	Human Resources	Payroll Cost Estimate
	Director Youth Affairs	1	35,880	1	35,880
	Youth Officer	3	70,200	4	90,600
	Administrative Assistant	1	21,720		-
	Senior Programme Officer	1	29,640	1	29,640
					-
	Established	6	157,440	6	156,120
	Waged Staff	-	-	-	-
041	YOUTH DEPARTMENT	6	157,440	6	156,120

GOVERNMENT OF THE TURKS AND CAICOS ISLANDS

Estimate of Human Resources for April 2014 - March 2015

Summary By Ministry and Department

57 079	Ministry of Education, Youth, Sports & Library Services Education Department - Zone 2	2013/2014		2014/2015	
		Human Resources	Payroll Cost Estimate	Human Resources	Payroll Cost Estimate
	Principal Primary School	6	170,220	6	155,160
	Vice Principal Primary School	4	111,120	2	51,660
	Graduate Teacher	34	981,720	38	1,051,740
	Trained Teacher	54	1,393,380	54	1,448,340
	Computer Teacher	4	106,740		-
	School Warden	4	87,360	3	75,600
	Truancy Officer	1	21,000	2	53,040
	Untrained Teacher				
	Established	107	2,871,540	105	2,835,540
	Grounds Maintenance Worker	5	64,555	3	36,642
	Clerical Support - Primary School	3	44,273	3	47,160
	Janitor/Caretaker			2	25,026
	Waged Staff	8	108,828	8	108,828
079	EDUCATION DEPARTMENT - ZONE 2	115	2,980,368	113	2,944,368

GOVERNMENT OF THE TURKS AND CAICOS ISLANDS

Estimate of Human Resources for April 2014 - March 2015

Summary By Ministry and Department

57 080	Ministry of Education, Youth, Sports & Library Services Education Administration - Zone 2	2013/2014		2014/2015	
		Human Resources	Payroll Cost Estimate	Human Resources	Payroll Cost Estimate
	Director of Education	1	49,800	1	49,800
	Education Officers	3	72,540	4	137,800
	Education Psychologist	1	35,040	1	35,040
	Clerical Assistant			1	15,720
	Established	5	157,380	7	238,360
080	EDUCATION ADMINISTRATION - ZONE 2	5	157,380	7	238,360

GOVERNMENT OF THE TURKS AND CAICOS ISLANDS

Estimate of Human Resources for April 2014 - March 2015

Summary By Ministry and Department

57 122	Ministry of Education, Youth, Sports & Library Services Sports Department	2013/2014		2014/2015	
		Human Resources	Payroll Cost Estimate	Human Resources	Payroll Cost Estimate
	Director of Sports	1	63,192	1	63,192
	Senior Sports Development Officer	1	48,000		-
	Administrative Assistant- GDT	1	33,600	1	33,600
	Facility Manager	1	20,400	1	20,400
	Sports Development Officer	2	56,000	2	56,000
	Receptionist	1	21,120		-
	Maintenance / Custodian - PLS	1	18,000		-
	Grounds Maintenance Worker	3	34080	1	8,880
	Custodian	2	25596	5	67,000
	Clerical Assistant			1	21,120
	Director Ag			1	48,000
	Established	13	319,988	13	318,192
041	SPORTS DEPARTMENT	13	319,988	13	318,192

GOVERNMENT OF THE TURKS AND CAICOS ISLANDS

Estimate of Human Resources for April 2014 - March 2015

Summary By Ministry and Department

57 124	Ministry of Education, Youth, Sports & Library Services Library Department	2013/2014		2014/2015	
		Human Resources	Payroll Cost Estimate	Human Resources	Payroll Cost Estimate
	Deputy Librarian	1	28,560	2	33,600
	Library Assistant	2	33,611	1	28,560
	Chief Librarian				
	Established	3	62,171	3	62,160
	Library Assistant	6	97,801	6	89,909
	Cleaner	4	40,387	4	40,387
	Clerical Assistant			1	15,720
	Waged Staff	10	138,188	11	146,016
124	LIBRARY DEPARTMENT	13	200,359	14	208,176

GOVERNMENT OF THE TURKS AND CAICOS ISLANDS

Estimate of Human Resources for April 2014 - March 2015

Summary By Ministry and Department

58 113	Office of the Director of Public Prosecutions Director of Public Prosecutions Office	2013/2014		2014/2015	
		Human Resources	Payroll Cost Estimate	Human Resources	Payroll Cost Estimate
	Director of Public Prosecutions	1	125,000	1	125,000
	Deputy Director of Public Prosecutions	1	85,000	1	85,000
	Senior Public Prosecutor	3	196,800	3	196,800
	Public Prosecutor	5	249,720	5	256,200
	Senior Administrative Officer	1	28,560	1	29,640
	Administrative Officer	1	26,940	1	26,940
	Personal Secretary	1	23,400	1	23,400
	Administrative Assistant	2	42,000	2	42,000
	Clerical Assistant	1	15,720	1	15,720
	Administrative Officer (Case Management)	1	26,940	1	28,560
	Established	17	820,080	17	829,260
113	DIRECTOR OF PUBLIC PROSECUTIONS OFFICE	17	820,080	17	829,260

**GOVERNMENT
OF THE
TURKS AND CAICOS ISLANDS**



BUDGET 2014-15

SECTION 5:

**CAPITAL DEVELOPMENT
PROGRAMME**

INTRODUCTION: DEVELOPMENT BUDGET ESTIMATES 2014-15

1. The Development Budget Estimates form the basis for the Public Sector Investment Programme (PSIP). This is financed through the Development Fund, and directly by donors. The Development Fund was established for the purpose of receiving such moneys as may be appropriated annually from the Consolidated Fund together with other moneys received from external donors.
2. The Development Fund is financed by external donors including the Government of the United Kingdom through the Overseas Territories Unit of Department for International Development and the Overseas Territories Department of the Foreign and Commonwealth Office. Small amounts are also received from other UK departments. The other major external sources of funding are the Caribbean Development Bank (CDB) and the European Union (EU) for which funds are also administered for post Hanna and Hurricane Ike relieve efforts.
3. Where TCIG enters into Joint Ventures or Private Finance Initiatives with the private sector and cash actually passes through the government financial system, expenditure for such development projects is reflected in the Capital Budget.
4. The Development Fund is regulated in accordance with the following:
 - (a) During Budget preparation, the Premier and Minister of Finance are advised on the proposed allocation of Funds from Development Fund (along with the estimated direct donor contributions) by the Strategic Planning and Policy Department (SPPD) in consultation with the project sponsoring departments. These are contained in the Draft Development Budget, which is presented to the Cabinet for approval.
 - (b) The Draft Development Budget is then submitted to the House of Assembly. The House of Assembly approves the total use of local funds from the Development Fund in the Appropriation Act. Any expenditure beyond this amount will have to be authorized in a Supplementary Appropriation.
 - (c) Where an approved project is expected to extend beyond one year the estimated annual expenditure is included in each year's Development Budget estimates in order that the expenditure may be included in the total approved by the House of Assembly for the appropriate year. However, where an approved project is expected to be completed but some expenditure is not finalized in the proceeding year, this expenditure may be carried over as if it had been included in the estimates, but this expenditure will be constrained within the total Appropriated and a fresh warrant will be issued in the normal course of events.
 - (d) If in the course of any financial year it is found that the sum appropriated for a development project is insufficient; or that a need has arisen to proceed with a development project for which no sum has been appropriated in that financial year, a supplementary provision application for the sum required to meet such deficiency or such need as the case may be, will need to be prepared by the relevant Ministry and submitted by the Finance Minister to the House of Assembly. A business case will need to be presented to the PS Finance and the Chief Financial Officer.

INTRODUCTION: DEVELOPMENT BUDGET ESTIMATES 2014-15

- (e) If in the course of any financial year urgent and unforeseen circumstances arise requiring a new project, and in the judgement of the Finance Minister expenditure from the Development Fund is so urgently required that it cannot, or cannot without serious detriment to the public interest, be delayed a Development Fund Warrant can be issued by him or her in anticipation of the grant of a supplementary appropriation by the House of Assembly. The issue of such a warrant requires the approval of the Governor who will act on the advice of the Chief Financial Officer. Such a Development Fund Warrant can only be issued provided that the total is in anticipation of a supplementary appropriation that does not exceed the amount of any grant or loan of moneys received by or pledged to the Government for the carrying out of the Development Project in respect of which the advance is made. A business case will need to be presented to the PS Finance and the Chief Financial Officer.
 - (f) Although a project may appear in the Budget a business case must be submitted to SPPD for appraisal prior to recommending to the CFO and the P/S Finance that funding be approved.
 - (g) To ensure funding of critical projects is not delayed, in the absence of Cabinet meetings, the Chief Financial Officer and the PS Finance with prior consent from H.E the Governor are empowered to approve expenditure on appraised projects. The Chief Financial Officer and the PS Finance approve all projects above \$10,000 on the basis of a completed business case.
 - (h) Warrants are issued by SPPD; these may be issued for on-going projects (i.e. that have already been previously approved) at the start of the new financial year. Warrants for new projects can be issued on receipt of approval under items (f) and (g).
 - (i) As in the case of the Consolidated Fund, an Accounting Officer may not incur expenditure on a project, which has not been authorized nor exceed the authorized amount warranted. No expenditure may be incurred on the externally funded components of projects until funds have been obtained and authority to incur expenditure has been issued.
 - (j) All Warrants lapse at the end of the financial year.
1. Development fund budget expenditure forecast for 2013/14 is \$10,221,598 of which \$8,537,076 was funded by TCIG; \$1,175,039 was funded by grants through TCIG Accounts and \$509,483 was funded by grants outside of TCIG Accounts. Development expenditure is estimated at \$18,740,111 during 2014/15. During 2014/15 TCIG funded projects are estimated at \$12,829,095; grant funded projects through TCIG Accounts are estimated at \$780,975 and grants not accounted for through TCIG Accounts at \$5,130,041

GOVERNMENT OF THE TURKS AND CAICOS ISLANDS
Development Budget Summary by Funding Source
April 2014 - March 2017

Source	Cost	Revised Est. 2012/13	Forecast 2013/14	Budget 2014/15	Budget 2015/16	Budget 2016/17
Grants						
<i>Funds Accounted for through TCIG Accounts</i>						
3053 Caribbean Development Bank Basic Needs Trust Fund	1,215,100	124,561	397,740	377,297	200,000	115,502
3099 Other Private Sources	480,503	101,342	219,372	159,790	-	-
3030 United Kingdom UK DFID Programme	277,619	62,413	170,000	45,206	-	-
3239 United Kingdom Other Government Grants	1,230,606	811,999	338,001	80,606	-	-
1007 National Forfeiture Fund	907,976	-	790,000	117,976	-	-
Total Funds Accounted for through TCIG Accounts	4,111,804	1,100,314	1,915,113	780,875	200,000	115,502
<i>Funds not Accounted for through TCIG Accounts</i>						
3153 Caribbean Development Bank CDB Grants	662,805	202,005	282,900	177,900	-	-
3161 European Union National Development Fund	7,051,931	99,690	2,000,000	4,952,241	-	-
Total Funds not Accounted for through TCIG Accounts	7,714,736	301,695	2,282,900	5,130,141	-	-
TCIG Capital Contributions	76,793,426	11,730,604	9,661,197	12,829,095	11,486,088	31,086,442
1001 TCIG Consolidated Fund	76,793,426	11,730,604	9,661,197	12,829,095	11,486,088	31,086,442
Total from all Sources	88,619,966	13,132,613	13,859,209	18,740,111	11,686,088	31,201,944

GOVERNMENT OF THE TURKS AND CAICOS ISLANDS
Development Budget Summary by Ministry
April 2014 - March 2017

Committed Projects	Cost	Actual to March 2013	Revised Est. 2013/14	Unaudited Actuals 2013/14	Estimate 2014/15	Estimate 2015/16
03- Police	280,474	166,768	56,075	43,956	13,675	-
04- Attorney General's Chambers	1,255,843	150,843	552,500	552,500	-	-
05- Judiciary	623,374	-	180,374	73,650	369,350	-
07- Office of the Premier and Ministry of Tourism	229,700	-	56,100	42,900	130,700	-
16- Ministry of Border Control & Labour	976,866	363,257	146,866	118,093	328,650	20,000
51- Ministry of Environment and Home Affairs	194,065	324	69,400	52,809	71,532	-
52- Government Support Services	9,772,346	3,099,410	2,670,472	2,592,109	1,385,468	24,888
54- Ministry of Finance, Investment and Trade	14,532,094	7,034,962	2,736,091	2,592,539	1,658,692	509,810
55- Ministry of Health and Human Services	533,000	-	185,000	70,633	271,967	5,400
56- Deputy Governor's Office	25,000	-	10,000	13,138	1,862	-
57- Ministry of Education, Youth, Sports and Library Services	8,546,689	915,041	2,998,319	2,384,749	2,123,731	124,849
Total of the Committed Projects	36,969,451	11,730,604	9,661,197	8,537,076	6,355,627	684,947
Uncommitted Projects	Cost	Actual to March 2013	Revised Est. 2013/14	Unaudited Actuals 2013/14	Estimate 2014/15	Estimate 2015/16
03- Police	-	-	-	-	-	-
04-Attorney General Chambers	-	-	-	-	152,000	-
07- Office of the Premier, Culture and Ministry of Tourism	25,000	-	-	-	25,000	-
16- Ministry of Border Control & Labour	500,000	-	-	-	500,000	-
51- Ministry of Environment and Home Affairs	1,210,000	-	-	-	610,000	400,000
52- Government Support Services	1,175,000	-	-	-	525,000	650,000
54- Ministry of Finance, Trade and Investment	3,016,468	-	-	-	1,731,468	600,000
55- Ministry of Health and Human Services	1,700,000	-	-	-	1,350,000	350,000
57- Ministry of Education, Youth, Sports and Library Services	1,585,000	-	-	-	1,580,000	5,000
Total of the Uncommitted Prioritized Projects	9,211,468	-	-	-	6,473,468	2,005,000
Total of the Committed and Uncommitted Prioritized Projects	46,180,919	11,730,604	9,661,197	8,537,076	12,829,095	2,689,947

GOVERNMENT OF THE TURKS CAICOS ISLANDS

Development Budget by Ministry and Projects

April 2014 - March 2017

Ministry Dept. No.	Project Number	Funding Source	Project Title	Cost	Revised Est. 2012/2013	Revised Est. 2013/2014	Unaudited Actuals 2013/2014	Budget 2014/2015	Budget 2015/2016	Budget 2016/2017
Committed Projects										
03-009	004165	1001	Renovation of Police Barracks - South Caicos	13,753	13,753					
03-009	004925	1001	Police Accommodations at TCICC	178,141	120,553	54,947	43,914	13,675		
03-009	004929	1001	Furniture for Police Station XSC	19,970	19,970					
03-009	004931	1001	Communication Radios for Police	12,534	12,492	1,128	42			
Total Committed Police				224,398	166,768	56,075	43,956	13,675		
04-012	004932	1001	Law Revision Centre	150,843	150,843					
04-104	005124	1001	North Caicos Land	552,500		552,500	552,500			
Total Committed Attorney General's Chambers				703,343	150,843	552,500	552,500			
07-015	004954	1001	Furniture for Premier's Office	15,000		7,500	7,500	7,500		
07-015	004960	1001	Tourism Master Plan and Policy	110,000		-		110,000		
07-015	005122	1001	Vehicle for Premier	48,600		48,600	35,400	13,200		
Total Committed Office of the Premier				173,600	-	56,100	42,900	130,700		
05-013	004937	1001	SIPT Court Outfitting	443,000		180,374	73,650	369,350		
Total Committed SIPT				443,000	-	180,374	73,650	369,350		
16-096	004403	1001	Radar System for Turks & Caicos Islands	300,000	200,357	39,766	22,874	76,769		
16-096	004907	1001	Construction of Remand /Detention Centre PLS	200,000		40,000	-	180,000	20,000	
16-096	004855	1001	Belonger Status Card Service Project	165,000	162,900	2,100	2,100			
16-096	004886	1001	Border Control Management Information System	165,000		65,000	93,119	71,881		
Total Committed Ministry of Border Control & Labour				830,000	363,257	146,866	118,093	328,650	20,000	
51-060	004863	1001	Video-linking and Cell Pods	5,000		5,000	2,310	2,690		
51-100	004802	1001	Solid Waste Management Project	324	324					
51-100	004904	1001	Replacement Engines for DECR	45,000		20,000	20,000	25,000		
51-109	004872	1001	Queen Conch Visual Survey and Local Consumption Study	50,000		20,000	6,158	43,842		
51-109	005069	1001	Grand Turk Beach Cabanas	24,341		24,400	24,341			
Total Committed Ministry of Environment & Home Affairs				124,665	324	69,400	52,809	71,532		
52-043	002070	1001	Construction of South Caicos Community Centre and Disaster	215,638	135,550	80,088	80,088			
52-043	004828	1001	Completion of Works at Supreme Court	29,208	29,208					
52-043	004829	1001	Additional Court Room at Supreme Court	-	-	18,403				
52-043	004830	1001	Repair and refitting of the Providenciales Magistrates' Court – main courtroom	13,132	13,132					
52-043	004848	1001	Repairs to former Customs Office South Base	38,820	13,277	25,543	25,543			
52-043	004850	1001	Repairs to former Immigration Office-South Base	390,033	365,109	24,924	24,924			
52-043	004858	1001	Repairs to Causeway Bridge	4,170,910	965,675	1,524,235	1,524,235	681,000		
52-043	004862	1001	Generator for Wellness Centre and Green Door	62,063	44,335	15,665	15,998	1,730		
52-043	004866	1001	Installation of Shutters on Gov't Buildings -all Islands	77,807	17,688	82,312	27,119	33,000		
52-043	005067	1001	Construction of Fish Market for West Road	90,967		35,000	17,493	68,474	5,000	
52-043	005110	1001	Replacement Dock for South Caicos	297,945		120,000	96,778	201,167		
52-043	005150	1001	Well drilling Salt Cay	34,600		6,920	6,920	25,950	1,730	
52-043	005068	1001	Installation of Generators	18,123		47,500	6,064	12,059		
52-044	004788	1001	New RO plants and Equipment for Water Dept.	1,589,726	830,423	555,628	679,303	80,000		
52-044	004853	1001	Development of Distribution System	6,389	6,389					
52-044	004867	1001	Repairs to Water Catchment in GDT , XSC and Salt Cay- Phase 1	161,012	89,825	61,624	61,624	9,563		
52-044	004938	1001	Design and Installation of one(1) 30 kgpd Ro Plant - Salt Cay	185,792		46,448		174,180	11,612	
52-044	004939	1001	Construction of Building to House New RO Plant - Salt Cay	130,911		26,182	26,020	98,345	6,546	
52-093	004857	1001	Microsoft Software License Compliance & Support Services	588,800	588,800					
Total Committed Government Support Services				8,101,875	3,099,410	2,670,472	2,592,109	1,385,468	24,888	
54-018	004327	1001	Census Preparation 2012	561,950	521,950	20,000		40,000		
54-018	004669	1001	Counter-part Contribution for BNTF 6			12,831				
54-018	004832	1001	Balance on Counter-part Contribution for BNTF 5 (Canteen Construction			7,991				
54-018	004836	1001	Ona	20,420	20,420					
54-018	004836	1001	EU Housing Initiative	660,000	23,261	300,000	264,199	372,540		
54-018	004927	1001	Carnival Infrastructure Projects	1,316,635	225,062	361,500	291,573	400,000	400,000	
54-018	004935	1001	Counter-part Contribution for BNTF 7	94,010		4,800		55,200	38,810	
54-018	005037	1001	HIES/CPI Projects	85,000		29,370	28,979	56,021		
54-019	004870	1001	Construction of Warehouse and Office for Customs - GDT	258,620		237,500	245,689	12,931		
54-025	005049	1001	Vehicles for Revenue Control	38,000		38,000	38,000			
54-025	004860	1001	Implementation of Value Added Tax-Non IT costs	91,747	87,718	4,029	4,029			
54-025	004861	1001	Upgrade of the Revenue System SIGTAS	99,609	99,609					
54-093	005066	1001	Digicel Contract Capital Costs	949,700		949,700	949,700			
54-111	004838	1001	Provision for CDB Shares	282,772	70,402	70,370	70,370	71,000	71,000	
54-111	004856	1001	Providenciales Airport Land Acquisition	5,079,241	4,379,241	700,000	700,000			
54-111	004933	1001	Acquisition of Parcel -North Caicos Deep Harbour	1,607,300	1,607,300					
54-111	004936	1001	CDB Capital Payment	651,000				651,000		
Total Committed Ministry of Finance, Trade & Investment				11,796,004	7,034,962	2,736,091	2,592,539	1,658,692	509,810	

GOVERNMENT OF THE TURKS CAICOS ISLANDS

Development Budget by Ministry and Projects

April 2014 - March 2017

Ministry Dept. No.	Project Number	Funding Source	Project Title	Cost	Revised Est. 2012/2013	Revised Est. 2013/2014	Unaudited Actuals 2013/2014	Budget 2014/2015	Budget 2015/2016	Budget 2016/2017
55-030	004783	1001	Upgrade of Salt Cay Island Clinic	108,000		50,000	40,340	62,260	5,400	
55-072	004965	1001	Introduction of a Healthy Lifestyle Curriculum	10,000			5,293	4,707		
55-072	005052	1001	Vector Control Vehicle - XNC/MC	30,000		25,000	25,000	5,000		
55-107	004980	1001	Ambulances	200,000		100,000	-	200,000		
Total Committed Ministry of Health and Human Services				348,000	-	185,000	70,633	271,967	5,400	-
56-090	005151	1001	Furniture for Deputy Governor's Office	15,000		10,000	13,138	1,862		
Total Committed Deputy Governor's Office				15,000	-	10,000	13,138	1,862	-	-
57-033	004992	1001	Laboratory and Other Equipment	200,000		100,000	-	200,000		
57-034	004859	1001	Construction of New Block Ona Glinton Primary School	2,200,000	7,500	1,436,500	1,218,451	889,199	84,849	
57-037	004627	1001	Construction of New Six Classroom Block at HJRHS	17,107	17,107					
57-037	004776	1001	Furniture and Equipment for HJRHS Six Classroom Block	48,061	9,511	19,275		38,550		
57-037	002530	1001	HJRHS New Administrative Block	1,798,845	880,923		828,483	89,439		
57-037	005036	1001	Furniture & Equipment for HJRHS Admin. Block	400,000		150,000		400,000		
57-037	004902	1001	Completion of Auditorium at HJRHS	200,000		40,000		190,000	10,000	
57-038	004880	1001	Additional Toilet Block for CHHS	320,222		280,000	221,095	83,127	16,000	
57-038	005054	1001	Fencing for Clement Howell High School	100,000		-		95,000	5,000	
57-039	005053	1001	North Caicos Sports Track	10,000		9,061		10,000		
57-040	004994	1001	Refurbishment of Home Ec. Dept. MBHS	40,000		25,000	33,170	6,830		
57-040	004993	1001	School Bus Replacement MBHS	20,000		10,000		20,000		
57-079	004882	1001	Construction of Bathroom Block for Ianthe Pratt Primary School	179,136		100,000	83,550	86,586	9,000	
57-079	005065	1001	Adelaide Oemler Primary School Playground	15,000		-		15,000		
Total Committed Ministry of Education, Youth, Sports & Library Services				5,548,371	915,041	2,998,319	2,384,749	2,123,731	124,849	-
Total Committed Projects				28,308,256	11,730,604	9,661,197	8,537,076	6,355,627	684,947	-
Uncommitted Prioritized Projects										
04-012	004932	1001	Law Revision Centre	152,000				152,000		
Total Uncommitted Attorney General's Chambers				152,000	-	-	-	152,000	-	-
07-015	005125	1001	National Heritage Project	25,000				25,000		
Total Uncommitted Office of the Premier				25,000	-	-	-	25,000	-	-
16-096	005126	1001	Border Control Refurbishing of Building of Building etc.	200,000				200,000		
16-096	005127	1001	Border Control Management Information System Phase 2	300,000				300,000		
Total Uncommitted Ministry of Border Control and Labour				500,000	-	-	-	500,000	-	-
51-051	005043	1001	Road Safety - Plate Printers	25,000				25,000		
51-074	004865	1001	Renovation of Facility to House the Fire Hall	35,000				35,000		
51-101	005128	1001	The Purchase or renovating the Juvenile Centre	300,000				300,000		
51-109	005129	1001	Ministry Vehicle - Provo	50,000				50,000		
51-109	004972	1001	National Physical Development Plan Phase 1	800,000				200,000	400,000	200,000
Total Uncommitted Ministry of Environment & Home Affairs				1,210,000	-	-	-	610,000	400,000	200,000
52-043	005064	1001	Middle Caicos Cave Bathroom Project	15,000				15,000		
52-043	005059	1001	Bombarra Dockslip Extension	35,000				35,000		
52-044	004946	1001	Installation of pre-paid water meters to all customers	40,000				40,000		
52-082	005155	1001	Road Development Programme: Five Cays Subdiv Rd	80,000				80,000		
52-082	005156	1001	Road Development Programme: Kew Town Subdiv Rd	30,000				30,000		
52-082	005157	1001	Road Development Programme: CHHS High School Rd	30,000				30,000		
52-082	005158	1001	Road Development Programme: Belle Field landing Rd	790,000				140,000	650,000	
52-082	005159	1001	Road Development Programme: Three Mary Cays Rd Grading	40,000				40,000		
52-082	005160	1001	Blue Hills Dock Repair	50,000				50,000		
52-082	005161	1001	Middle Caicos Recreational Park	15,000				15,000		
52-110	005153	1001	Ministry Vehicle - Grand Turk	50,000				50,000		
Total Uncommitted Government Support Services				1,175,000	-	-	-	525,000	650,000	-
54-111	004976	1001	Upgrade of Port at South Dock PLS	1,585,000				300,000	600,000	685,000
54-111	004958	1001	Drafting and Setting up of a Credit Union Scheme	50,000				50,000		
54-111	005137	1001	Retrofitting of Office space for Ministry of Finance	279,600				279,600		
54-111	005138	1001	Fixed Assets Records Management Software Purchase	50,000				50,000		
54-111	005139	1001	South Caicos Airport Development	301,868				301,868		
54-111	005140	1001	Credit Rating Assessment	50,000				50,000		
54-111	005154	1001	Strengthening of Investments	700,000				700,000		
Total Uncommitted Ministry of Finance, Trade & Investment				3,016,468	-	-	-	1,731,468	600,000	685,000
55-030	004784	1001	Furniture & Equipment for Island Clinics	50,000				50,000		
55-030	004964	1001	Strategic Planning for Primary Health Care Clinics	10,000				10,000		
55-057	004978	1001	Refurbishment and outfitting of the Public & Environmental Health Lab	300,000				300,000		
55-072	004981	1001	Stepwise Approach to Surveillance of Chronic Disease Risk Factors in TCI	140,000				140,000		
55-072	004979	1001	Refurbishment of and outfitting of the Wellness Centre - GDT	750,000				400,000	350,000	
55-072	005134	1001	Repairs to the Morgue, including purchases of reefers	100,000				100,000		
55-072	005135	1001	Ministry Vehicle - Provo	50,000				50,000		
55-107	005136	1001	Ambulances for other Islands	300,000				300,000		
Total Uncommitted Ministry of Health and Human Services				1,700,000	-	-	-	1,350,000	350,000	-

GOVERNMENT OF THE TURKS CAICOS ISLANDS

Development Budget by Ministry and Projects

April 2014 - March 2017

Ministry Dept. No	Project Number	Funding Source	Project Title	Cost	Revised Est. 2012/2013	Revised Est. 2013/2014	Unaudited Actuals 2013/2014	Budget 2014/2015	Budget 2015/2016	Budget 2016/2017
57-033	005123	1001	Laboratory and Other Equipment Phase 2	300,000				300,000		
57-033	005133	1001	Ministry Vehicle - Provo	50,000				50,000		
57-033	005132	1001	Down Town Ball Park Lights	80,000				80,000		
57-035	004963	1001	Strategic Plan for TCICC and Tertiary Education	-				-		
57-035	004975	1001	Amenities for TCICC-(technical training)	20,000				20,000		
57-038	005114	1001	Splitting of the Clement Howell High School - Furniture and Equipment	250,000				250,000		
57-038	005115	1001	Splitting of the Clement Howell High School - Infrastructure upgrade	180,000				180,000		
57-038	005131	1001	Splitting of the Clement Howell High School - Purchase and retrofitting of	590,000				590,000		
57-038	004881	1001	Construction of Canteen at CHHS	115,000				110,000	5,000	
			Total Uncommitted Ministry of Education, Youth, Sports & Library Services	1,585,000	-	-		1,580,000	5,000	-
			Total of the Uncommitted Prioritized List	9,363,468	-	-		6,473,468	2,005,000	885,000
			Total of the Committed and Uncommitted Prioritized List	37,671,724	11,730,604	9,661,197	8,537,076	12,829,095	2,689,947	885,000
			Other Priorities							
01-001	004869	1001	Repairs to Sharon's House - Governor's Office	100,000	-	-		-	100,000	
			Total - Governor	100,000	-	-		-	100,000	-
03-009	004873	1001	New Roofing for South Caicos Police Station	40,000					40,000	
03-009	004987	1001	Repairs to Grand Turk Police Station	80,000					80,000	
03-009	004986	1001	Repairs to North Caicos Police Station and Barracks(Kew)	75,000					75,000	
03-009	005075	1001	Resurfacing (paving) of Grand TurkPolice Station Parking Area	90,000					90,000	
03-009	004982	1001	Blue water vessel	180,000						180,000
03-009	004984	1001	911 Computer and Radio System	160,000						160,000
03-009	004985	1001	Computer system (LAN) Intranet	130,000						130,000
03-009	004877	1001	Installation of Shore Power and Water Supply at Marine Base - GDT	20,000						20,000
03-009	004905	1001	Refurbishment of Police Station - Middle Caicos	25,000						25,000
03-009	004918	1001	Resurfacing of the Police Barracks Hostel Yard - Pls	35,000						35,000
03-009	004919	1001	Replacement Fencing and Installation of Gates at Police Hostel - PLS	18,000						18,000
03-009	005018	1001	Generator for Police HQ - Providenciales	90,000						90,000
03-009	005019	1001	Training School (Barracks/Kitchen) Renovations	60,000						60,000
03-009	005020	1001	Stanley Williams building - Renovations	75,000						75,000
			Total - Police	1,078,000	-	-		-	285,000	793,000
04-012	004977	1001	Law Revision Project	300,000						300,000
04-012	005003	1001	Law Library Project	250,000						250,000
04-012	005004	1001	Data Security Project	70,000						70,000
04-026	004914	1001	Spatial Aspect System Upgrade - Land Valuation	10,000						10,000
04-104	004953	1001	Protected Areas Compensation	300,000						300,000
04-104	004901	1001	Control of Illegal Development	89,400						89,400
04-104	004913	1001	Crown Land Unit File Re-organization and Indexing	18,351						18,351
04-104	005005	1001	Central Filing Project	100,000						100,000
04-104	005007	1001	Squatter Containment	105,000						105,000
04-104	005008	1001	Standardization of the Scale and Renewal of Block Plans	120,000						120,000
04-104	005009	1001	Crown Land Rent Recovery	30,000						30,000
04-104	005010	1001	Computerization Project	500,000						500,000
04-104	005011	1001	H&S Electrics & Air Con for Crown Land Unit	10,000						10,000
			Total - Attorney General Chamber's	1,902,751	-	-		-	-	1,902,751
07-015	004966	1001	Development of a Medical Tourism Strategy and Action Plan	20,000						20,000
07-015	004968	1001	Hosting of a Tourism Conference	300,000						300,000
07-015	004969	1001	Airlift Development	190,000						190,000
			Total - Office of the Premier	510,000	-	-		-	-	510,000
16-062	004973	1001	National Skills Audit	50,000					50,000	
16-096	005071	1001	Office Renovation and Relocation – Sammy Been Plaza	450,000					450,000	
16-061	005072	1001	Furniture Immigration Department – Providenciales Airport	100,000					100,000	
16-073	005073	1001	Upgrade – Repatriation of Passport Printing to the UK	250,000					250,000	
16-073	004884	1001	Refurbishment of Registrar General's Office	450,000						450,000
16-096	005057	1001	Monitoring Cabin for Radar Station	400,000					400,000	
16-096	004885	1001	Refurbishment of Ministry of Border Control	450,000					450,000	
			Total - Ministry of Border Control & Labour	2,150,000	-	-		-	1,700,000	450,000
51-055	005023	1001	Database System for Planning	100,000					100,000	
51-055	005078	1001	Ladder Platform Truck	-					-	
51-060	004893	1001	Prison Dormitories	100,000					100,000	
51-074	004887	1001	Construction of Fire shed for Salt Cay	80,000					80,000	
51-074	005024	1001	Relocation of the Fire Shed/Fire Station for the Domestic Fire Trucks	50,000					50,000	
51-086	005021	1001	Agricultural Centre (North Caicos)	100,000					100,000	
51-086	004799	1001	Agriculture Development	150,000					75,000	75,000
51-100	004974	1001	Establishment of a Climate Change Unit	48,000					48,000	
51-100	005022	1001	Repair of Facilities at Boiling Hole South Caicos	25,760					25,760	
51-109	004970	1001	Agriculture and Manufacturing Plan	60,000					60,000	
51-109	004988	1001	Animal Containment	150,000					150,000	
51-109	005026	1001	New Juvenile Facility	1,000,000						1,000,000
51-109	005081	1001	Domestic Violence Centre	650,000						650,000
			Total - Ministry of Environment & Home Affairs	2,513,760	-	-		-	788,760	1,725,000

GOVERNMENT OF THE TURKS CAICOS ISLANDS

Development Budget by Ministry and Projects

April 2014 - March 2017

Ministry Dept. No	Project Number	Funding Source	Project Title	Cost	Revised Est. 2012/2013	Revised Est. 2013/2014	Unaudited Actuals 2013/2014	Budget 2014/2015	Budget 2015/2016	Budget 2016/2017
52-008	005055	1001	Emergency Operation Centre	3,000,000						3,000,000
52-043	004875	1001	Remodelling of Princess Alexander Building - GDT	40,000					40,000	
52-043	004895	1001	Road Development Programme: Subdivision Roads All Islands	4,465,000					1,465,000	3,000,000
52-043	004896	1001	Drainage Wells for all Islands	240,000					240,000	
52-043	005140	1001	PWD Office Renovations North Caicos	50,000					50,000	
52-043	005141	1001	PWD Office Renovations South Caicos	40,000					40,000	
52-043	005142	1001	Termite Treatment to all Government Buildings	200,000					200,000	
52-043	005143	1001	Refurbishment of PWD Stores	350,000					350,000	
52-043	005144	1001	Refurbishment of Audit Building	-					-	
52-043	005145	1001	Upgrading of Five Cays Pumping Station	25,000					25,000	
52-043	005146	1001	Concrete Paving of Front Street	800,000					800,000	
52-043	005147	1001	Replacement of Vehicles for TCIG Vehicle Fleet	-					-	
52-044	004921	1001	TA for Water Privatization	100,000						100,000
52-044	005039	1001	Regulatory Review for Water Sector	50,000						50,000
52-043	004897	1001	Construction of a Mechanical Workshop for GDT	150,000						150,000
52-043	004909	1001	Construction of a Causeway bxt Middle Caicos and East Caicos	-						-
52-043	004798	1001	Preliminary Works for TCICC - PLS	500,000						500,000
52-044	004867	1001	Repairs to Water Catchment in GDT, SC & XSC -Phase 2	190,000				190,000		
52-044	004944	1001	Leak Detection Programme-GDT	42,105						42,105
52-044	004945	1001	Upgrading of RO Plant Compound	60,000						60,000
52-044	004947	1001	Installation of Generator (GDT)	133,000				133,000		
52-044	004950	1001	Installation of Pipe Network System -Salt Cay	100,000						100,000
52-044	004951	1001	Design and Installation of one(1) 50kpgd RO-North Caicos	243,000						243,000
52-044	004952	1001	Construction of Building to House New Ro Plant - North Caicos	85,000						85,000
52-044	004989	1001	Fencing of Community Centre - XSC	25,381					25,381	
52-044	004990	1001	Installation of Shutters- Phase 2	100,000					100,000	
52-044	004995	1001	Network Upgrading Programme-GDT-Installation of meters, air valves	88,000						88,000
52-044	004996	1001	Upgrading of Transmission main and extension of pipe distribution network in GDT	150,000						150,000
52-044	004948	1001	Design and Installation of one(1) 50kpgd RO-XSC	235,000						235,000
52-044	004949	1001	Construction of Building to House new RO Plant - XSC	85,000						85,000
52-044	004997	1001	Upgrading /replacement of media filters	51,000						51,000
52-044	004998	1001	Installation of Pipe Network System - XSC	150,000						150,000
52-044	004999	1001	Installation of Pipe Network System - XNC	220,000						220,000
52-044	005025	1001	Installation of one(1) 500,000 gallons glass fused to steel storage tank - GDT	456,000						456,000
52-044	005027	1001	Installation of Generator for RO Plant - XSC	71,250						71,250
52-044	005028	1001	Installation of Generator for RO Plant - XNC	71,250						71,250
52-044	005029	1001	Installation of Generator for RO Plant - Salt Cay	71,250						71,250
52-045	005033	1001	Govt- Vehicles	800,000						800,000
52-048	004892	1001	Refurbishment of Post Office Building GDT	450,000						450,000
52-048	004903	1001	Roofing for Post Office - PLS	120,000						120,000
52-077	004971	1001	Setting up of a Utility Regulation	50,000						50,000
52-110	005044	1001	Equipment for Telecommunications	6,836						6,836
52-115	005056	1001	Building for Radio Turks and Caicos	-						-
Total - Government Support Services				14,064,072	-	-	-	-	3,658,381	10,405,691
54-111	005148	1001	South Caicos Airport Terminal	4,200,000						4,200,000
54-111	005048	1001	Study of South Caicos Yacht Sanctuary	100,000						100,000
54-111	004955	1001	Review of Local Government	20,000					20,000	
54-111	004956	1001	Preparation of a Population Policy	20,000						20,000
54-111	004958	1001	Drafting and Setting up of a Credit Union Scheme	50,000					50,000	
54-111	004962	1001	PFI/PPP Policy	20,000					20,000	
54-111	004967	1001	Development of a Product/Services and Investment Portfolio	30,000						30,000
54-111	005001	1001	Grand Turk Air Terminal upgrade of lighting and ATS	-						-
Total - Ministry of Finance, Trade & Investment				4,440,000	-	-	-	-	90,000	4,350,000
55-030	004874	1001	Ophthalmology Equipment	90,000					90,000	
55-030	004780	1001	Portable Telehealth Equipment	60,000						60,000
55-030	004781	1001	Portable X-ray Equipment	35,000						35,000
55-030	005012	1001	Blue Hills Clinic expansion.	-						-
55-030	005013	1001	North Caicos Clinic - Kew refurbishment	300,000					300,000	
55-030	004920	1001	Middle Caicos - Office Complex Roof	90,000					90,000	
55-057	005017	1001	Vector Control Storeroom Grand Turk, Provo, North Caicos, South Caicos	300,000					300,000	
55-057	005106	1001	Mental Health Home Grand Turk	154,000					154,000	
55-072	005014	1001	Refurbishment of Provo's Morgue	300,000					300,000	
55-072	005111	1001	HIV/AIDS Education Prevention Campaign	40,000					40,000	
55-072	005112	1001	Health Reformation Conference	-						-
55-072	005113	1001	Purchase of New Incinerator	-						-
55-072	005109	1001	Scanning and Preservation of Medical Records PLS and GDT	90,000					90,000	
55-072	005016	1001	Enhancing TCI's Syndromic Surveillance Capabilities	20,000					20,000	
Total - Ministry of Health & Human Services				1,479,000	-	-	-	-	1,384,000	95,000


GOVERNMENT OF THE TURKS CAICOS ISLANDS

Development Budget by Ministry and Projects

April 2014 - March 2017

Ministry Dept. No	Project Number	Funding Source	Project Title	Cost	Revised Est. 2012/2013	Revised Est. 2013/2014	Unaudited Actuals 2013/2014	Budget 2014/2015	Budget 2015/2016	Budget 2016/2017
57-033	004845	1001	Purchase of Fire Proof Cabinet for Education Dept.	20,000					20,000	
57-033	005116	1001	Purchase Software for Information Managemnet within all Schools	50,000					50,000	
57-033	005117	1001	Upgrading of Sporting Facilities Throughout the Islands	200,000					200,000	
57-033	005118	1001	Purchase of Least One Smart Board for ecan Classroom	90,000					90,000	
57-033	005119	1001	Upgrading Training and Vocational Rooms at the TCICC	70,000					70,000	
57-033	005120	1001	Equipment for Re-introduction of Youth Parliament	10,000					10,000	
57-033	005121	1001	Technical and Vocational Rooms and Upgrading of RGH, AO, HJPrimary	350,000					350,000	
57-033	005045	1001	Scholarship Database System	90,000						90,000
57-033	005046	1001	ICT Upgrade for All Schools	100,000						100,000
57-034	004991	1001	Upgrade play facilities in all primary schools	450,000						450,000
57-034	004890	1001	Refurbishment of Education Department Building - GDT	380,000						380,000
57-034	004898	1001	Sports Equipment for Primary Schools	300,000						300,000
57-034	004899	1001	Sports Equipment for Secondary Schools	200,000						200,000
57-034	005034	1001	Auditorium - Eliza Simons	800,000						800,000
57-037	005058	1001	Extension of HJRHS Toilet Block	350,000						350,000
57-038	005047	1001	Upgrade Home Econ and Admin Building	300,000						300,000
57-033	005042	1001	Construction of New High School in PLS	7,000,000						7,000,000
Total - Ministry of Education				10,760,000	-	-	-	-	790,000	9,970,000
Grand Total				76,669,307	11,730,604	9,661,197	8,537,076	12,829,095	11,486,088	31,086,442
Total from the National Forfeiture Fund										
03-009	004934	1007	New Vehicles for Police	790,000		790,000	672,024	117,976		
Total from the National Forfeiture Fund				790,000	-	790,000	672,024	117,976	-	-
UK DFID Programme										
54-018	004662	3030	Replacement of Police Aircraft Hanger Door - Recovery Project	20,800	20,800					
54-018	004717	3030	Refurbishment Works to EOC , Providenciales - Recovery Project	5,418	5,418					
54-018	004678	3030	Repairs to the South Caicos Disable Centre - Recovery Project	8,184	8,184					
Total				34,403	34,403	-	-	-	-	-
55-034	004842	3030	Wonderful Water Project	1,834		-		1,834		
55-072	004846	3030	Cholera Treatment Project	235,602	28,010	170,000	164,220	43,372		
Total Committed				237,436	28,010	170,000	164,220	45,206	-	-
Total UK DFID Programme				271,839	62,413	170,000	164,220	45,206	-	-
UK Other Government Grants										
05-013	004911	3239	Renovation of MRHC for SIPT Trials	1,000,000	696,038	303,962	257,395	46,567		
05-013	004928	3239	Project Management Cost for Judiciary	150,000	115,961	34,039	-	34,039		
Total UK Other Government Grants				1,150,000	811,999	338,001	257,395	80,606	-	-
CDB Basic Needs Trust Fund Programme										
54-018	002827	3053	BNTF Office Cost	8,007	2,919	5,088	1,991	3,097		
54-018	004626	3153	Counter-part Contribution for BNTF 6	307,005	202,005	105,000	105,000			
54-018	004832	3053	Balance on Counter-part Contribution for BNTF 5	69,633	61,642	18,452	7,991			
54-018	004922	3053	Basic Needs Trust Fund - Seventh Programme	615,502		300,000		300,000	200,000	115,502
54-018	004942	3153	Storm water Flood Risk Management Study	147,900		147,900		147,900		
54-018	004943	3153	Purchase of Equipment for Census/Country Poverty Assessment	30,000		30,000		30,000		
54-018	004940	3053	Support to 2012 Census and Country Poverty Assessment	134,200	60,000	74,200		74,200		
Total CDB Grant				1,312,247	326,566	680,640	114,982	555,197	200,000	115,502
Grants from Other Private Sources										
51-053	004791	3099	Invasive Species Management	8,515	-	8,515		8,515		
51-053	004801	3099	Activities for Climate Change	4,127		4,127		4,127		
51-069	004790	3099	National Tree for TCI	91,411	33,138	58,273	52,783	5,490		
51-069	004184	3099	Governor's Beach Coral Reef Restoration (Biorock) Project	-		-				
51-069	004611	3099	Habitat Mapping Project	32,164		32,164		32,164		
51-069	004612	3099	Turtle Research Project	1,354		1,354		1,354		
51-069	004789	3099	Development of Energy Conservation Policy in the TCI	-		-				
51-069	004822	3099	Seed Collection	20,542	20,542					
51-069	004823	3099	Darwin Wetlands Project	8,727		8,727		8,727		
51-069	004797	3099	Fisheries Monitoring Project	2,480		2,480		2,480		
51-069	004923	3099	Bight Community Park	65,000		65,000		65,000		
51-069	004924	3099	Mark Crick Award	379		379		379		
52-008	004795	3099	Disaster Management Projects	6,769		6,769		6,769		
55-072	004900	3099	Healthy Lifestyle Curriculum	20,600		10,000	9,502	11,098		
55-072	004604	3099	Strengthening of the Public Health Delivery System in the TCI	68,746	47,662	21,084	9,397	11,687		
57-033	004825	3099	Youth Empowerment Survey	2,000		500		2,000		
Grants from Other Private Sources				332,814	101,342	219,372	71,682	159,790	-	-
EU National Development Fund										
54-018	004836	3161	EU Housing Initiative	5,456,150	99,690	2,000,000	404,219	4,952,241		
Total EU Grant				5,456,150	99,690	2,000,000	404,219	4,952,241	-	-
Total Grants				9,313,049	1,402,009	4,198,013	1,684,522	5,911,016	200,000	115,502
Total from all Sources				85,982,356	13,132,613	13,859,209	10,221,598	18,740,111	11,686,088	31,201,944

**GOVERNMENT
OF THE
TURKS AND CAICOS ISLANDS**



BUDGET 2014-15

SECTION 6:

**DEBT MANAGEMENT
PROGRAMME**

GOVERNMENT OF THE TURKS AND CAICOS ISLANDS
Summary of Public Borrowing
As at March 31, 2014

	Total Loan Disbursed	Disbursed to	Outstanding Amount	First Disburs't Year	Number Grace Years	First Repay't Year	Number Payments per year	Total Number Payments	Last Repay't Year	Principal Repaid	Interest Paid	Effective Interest Rate	Total Debt Servicing
	US\$		US\$							US\$	US\$	US\$	US\$
	(during fiscal year 2013/14)												
Outstanding Bonds													
TCI Bank													
Bond 2021 \$6.5m	6,500,000	TCIG	4,550,000	2006	4	2011	2	20	2021	650,000	403,000	8.00%	1,053,000
Bond 2021 \$5m	5,000,000	TCIG	3,125,000	2006	3	2009	2	24	2021	416,667	257,813	7.50%	674,480
Total TCI Bank	11,500,000		7,675,000							1,066,667	660,813		1,727,480
Caribbean Development Bank													
#1 \$500k	500,000	TCIG	359,375	2009	2	2012	4	32	2019	62,500	9,961	2.50%	72,461
#2 \$451k	451,175	TCIG	338,381	2009	10	2020	-	1	2020	56,397	14,945	4.00%	71,342
#3 \$240k	239,688	TCIG	37,451	2000	6	2007	4	32	2015	29,961	1,404	2.50%	31,365
#4 \$1.543m	2,000,000	TCIG	1,239,130	2000	4	2005	4	92	2028	86,957	32,337	2.50%	119,294
#5 \$1.971m	1,971,000	TCIG	725,101	2000	2	2003	4	68	2020	116,016	28,794	3.61%	144,810
Total Caribbean Development Bank	5,161,863		2,699,439							351,831	87,441		439,272
Citibank													
Bond 2017	10,000,000	TCIG	3,125,000	2002	3	2006	4	48	2017	833,640	294,010	8.75%	1,127,650
Total Citibank	10,000,000	TCIG	3,125,000	2002	3	2006	4	48	2017	833,640	294,010	8.75%	1,127,650
RBTT Merchant Bank													
Bond 2014	15,000,000	TCIG	2,250,000	2004	4	2010	4	20	2014	3,000,000	134,475	3.26%	3,134,475
Bond 2018	5,000,000	TCIG	2,222,222	2006	3	2009	2	18	2018	555,556	210,583	7.98%	766,139
Bond 2016	170,000,000	TCIG	170,000,000	2011	5	2016	-	1	2016	-	5,440,010	3.25%	5,440,010
Total RBTT Merchant Bank	190,000,000		174,472,222							3,555,556	5,785,068		9,340,624
Commercial Loans and Advances													
Scotiabank													
Revolving Credit Facility	1	6,000,000	TCIG	-	2011	-	-	-	2016				
Term Loan	1	9,000,000	TCIG	9,000,000	2011	-	-	-	2016	-	80,798	0.90%	80,798
Total Scotiabank		15,000,000		9,000,000						-	80,798		80,798
National Insurance Board													
Loan 1		TCInvest	175,000	2004	0	2004	4	4	2024	62,500	31,565	4.75%	94,065
Loan 2		TCInvest	550,000	1997	3 mths	1997	4	4	2017	62,500	12,174	5.00%	74,674
Loan 3a		TCInvest	423,577	2005	1	2006	4	4	2026	32,063	23,225	5.00%	55,288
Loan 3b - commercial loans		TCInvest	480,017	2005	1	2006	4	4	2018	135,173	39,114	6.00%	174,287
Loan 3c - educational loans		TCInvest	621,456	2009	1	2010	4	4	2017	181,674	42,861	5.00%	224,535
Total National Insurance Board		-	2,250,049							473,910	148,939		622,849
European Investment Bank													
1		TCInvest	25,826	2004	2	2006	1	1	2016	8,609	861	2.00%	9,470
2		TCInvest	43,510	2004	2	2006	1	1	2016	14,504	1,450	2.00%	15,954
3		TCInvest	83,816	2003	3	2006	1	1	2016	27,939	8,382	6.00%	36,320
4		TCInvest	115,073	2004	2	2006	1	1	2016	38,358	11,507	6.00%	49,865
5		TCInvest	218,212	2004	2	2006	1	1	2016	72,737	21,821	6.00%	94,559
6		TCInvest	33,410	2004	2	2006	1	1	2016	11,137	3,341	6.00%	14,478
7		TCInvest	86,538	2005	1	2006	1	1	2016	28,846	8,654	6.00%	37,500
8		TCInvest	165,692	2005	1	2006	1	1	2016	67,150	16,569	6.00%	83,719
9		TCInvest	201,449	2006	0	2006	1	1	2016	55,231	20,145	6.00%	75,376
Total European Investment Bank		-	973,527							324,509	92,730		417,239

GOVERNMENT OF THE TURKS AND CAICOS ISLANDS

Summary of Public Borrowing

As at March 31, 2014

	Total Loan Disbursed	Disbursed to	Outstanding Amount	First Disburs't Year	Number Grace Years	First Repay't Year	Number Payments per year	Total Number Payments	Last Repay't Year	Principal Repaid	Interest Paid	Effective Interest Rate	Total Debt Servicing
<i>(during fiscal year 2013/14)</i>													
Caribbean Development Bank													
1SFR		TCInvest	241,409	1,989	4	1,993	4	4	2019	41,984	5,353	2.00%	47,337
2SFR		TCInvest	110,408	1,989	4	1,993	4	4	2018	33,331	479	3.83%	33,810
2SFR		TCInvest	-	1,989	4	1,993	4	4	2013	24,998	2,687	2.00%	27,685
3SFR		TCInvest	583,333	1,996	2	1,998	4	4	2020	93,333	24,576	3.83%	117,909
3SFR		TCInvest	75,911	1,996	2	1,998	4	4	2016	33,738	1,940	2.00%	35,678
5SFR		TCInvest	24,650	2,000	3	2,003	4	4	2018	5,800	707	2.50%	6,507
5SFR		TCInvest	297,676	2,000	3	2,003	4	4	2016	119,070	9,302	2.50%	128,372
5SFR		TCInvest	677,754	2,000	3	2,003	4	4	2017	193,644	30,593	3.83%	224,237
5SFR		TCInvest	438,877	2,000	3	2,003	4	4	2019	79,796	18,719	3.83%	98,515
6SFR		TCInvest	2,442,404	2,006	4	2,010	4	4	2027	180,909	97,870	3.83%	278,779
6SFR		TCInvest	1,304,327	2,006	4	2,010	4	4	2027	96,617	54,589	4.00%	151,206
9SFR		TCInvest	1,046,858	1,998	3	2,001	4	4	2031	60,693	27,120	2.50%	87,813
Total Caribbean Development Bank	-		7,243,607							963,913	273,935		1,237,848
Statutory Body and PPP/PFI Debt													
Public borrowing includes the risk-weighted debts and PPP/PFI arrangements of statutory bodies ¹													
FCIB													
Total debt held by statutory body	70,000,000	TCIAA	57,036,852	2011	1	2012	4	28	2019	7,000,000	3,532,650	6% Fixed	10,532,650
RISK WEIGHTING: 20%¹	14,000,000		11,407,370							1,400,000	706,530		2,106,530
Various lenders - PPP²													
Total debt	116,011,000	Hospital debt	110,756,139	2009					2029	2,323,861	12,515,444	Various rates	14,839,305
RISK WEIGHTING: 100%¹	116,011,000		110,756,139							2,323,861	12,515,444		14,839,305
Total Public Borrowing													
Total debt held by TCIG			207,438,844							7,570,026	7,423,734		14,993,761
Total debt held by Statutory Bodies and PPP/PFI arrangements			167,792,991							9,323,861	16,048,094		25,371,955
Risk-weighted debt of statutory bodies and PPP/PFI arrangements			122,163,509							3,723,861	13,221,974		16,945,835

¹ The definition of public borrowing and the risk-weightings attached to PPP/PFI arrangements and to each Statutory Body are set out in TCIG's Public Financial Management Framework (2012)

² The only existing PPP arrangement held by TCIG is with Interhealth Canada for provision of hospitals and hospital-related services in Providenciales and Grand Turk

GOVERNMENT OF THE TURKS AND CAICOS ISLANDS
Summary of Principal Repayments on Long-Term Debt
2012/13 - 2016/17

DEBT DESCRIPTION	2012/13 Actual	2013/14 Unaudited Actual	2014/15 Estimate	2015/16 Estimate	2016/17 Estimate
Commercial Loans and Bonds					
TCI Bank					
Bond 2021 \$6.5m	(650,000)	(650,000)	(650,000)	(650,000)	(650,000)
Bond 2021 \$5m	(416,667)	(416,667)	(416,667)	(416,667)	(416,667)
Total TCI Bank	(1,066,667)	(1,066,667)	(1,066,667)	(1,066,667)	(1,066,667)
Caribbean Development Bank					
#1 \$500k	(46,907)	(62,500)	(62,500)	(62,500)	(62,500)
#2 \$451k	(56,397)	(56,397)	(56,397)	(56,397)	(56,397)
#3 \$240k	(22,502)	(29,961)	(29,961)	(7,490)	(7,490)
#4 \$1.543m	(64,068)	(86,957)	(86,957)	(86,957)	(86,957)
#5 \$1.971m	(218,601)	(116,016)	(116,016)	(116,016)	(116,016)
Total Caribbean Development Bank	(408,475)	(351,831)	(351,831)	(329,360)	(329,360)
Citibank bond 2017	(833,333)	(833,640)	(833,333)	(833,333)	(833,333)
Total CITIBANK	(833,333)	(833,640)	(833,333)	(833,333)	(833,333)
RBTT					
RBTT Merchant Bank bond 2014	(3,000,000)	(3,000,000)	(2,250,000)		
RBTT Merchant Bank bond 2018	(555,556)	(555,556)	(555,556)	(555,556)	(555,556)
RBTT Merchant Bank bond 2016	-	-	-	(170,000,000)	-
Total RBTT	(3,555,556)	(3,555,556)	(2,805,556)	(170,555,556)	(555,556)
Scotiabank					
New Financing	-	-	-	-	-
Revolving Credit Facility	(6,000,000)	-	-	-	-
Term Loan	-	-	-	(9,000,000)	-
Total Scotiabank	(6,000,000)	-	-	(9,000,000)	-
New Commercial Loan					(12,142,857)
National Insurance Board					
Loan 1	(50,000)	(62,500)	(50,000)	(50,000)	(50,000)
Loan 2	(50,000)	(62,500)	(50,000)	(50,000)	(50,000)
Loan 3a	(24,407)	(32,063)	(26,957)	(28,330)	(28,330)
Loan 3b - commercial loans	(101,886)	(135,173)	(114,774)	(121,817)	(121,817)
Loan 3c - educational loans	(140,057)	(181,674)	(154,691)	(162,572)	(162,572)
Total National Insurance Board	(366,350)	(473,910)	(396,422)	(412,719)	(412,719)

GOVERNMENT OF THE TURKS AND CAICOS ISLANDS

Summary of Principal Repayments on Long-Term Debt

2012/13 - 2016/17

DEBT DESCRIPTION	2012/13 Actual	2013/14 Unaudited Actual	2014/15 Estimate	2015/16 Estimate	2016/17 Estimate
European Investment Bank					
1	(8,609)	(8,609)	(8,609)	(8,609)	(8,609)
2	(14,504)	(14,504)	(14,504)	(14,504)	(14,504)
3	(27,939)	(27,939)	(27,939)	(27,939)	(27,939)
4	(38,358)	(38,358)	(38,358)	(38,358)	(38,358)
5	(72,737)	(72,737)	(72,737)	(72,737)	(72,736)
6	(11,137)	(11,137)	(11,137)	(11,137)	(11,137)
7	(28,846)	(28,846)	(28,846)	(28,846)	(28,846)
8	(67,150)	(67,150)	(67,150)	(67,150)	(67,150)
9	(55,231)	(55,231)	(55,231)	(55,231)	(55,231)
Total European Investment Bank	(324,509)	(324,509)	(324,509)	(324,509)	(324,508)
Caribbean Development Bank (TCInvest)					
1SFR	(41,984)	(41,984)	(41,984)	(41,984)	(41,984)
2SFR	(33,331)	(33,331)	(33,331)	(33,331)	(33,331)
2SFR	(24,998)	(24,998)	(24,998)	(24,998)	(24,998)
3SFR	(93,333)	(93,333)	(93,333)	(93,333)	(93,333)
3SFR	(33,738)	(33,738)	(33,738)	(33,738)	(33,738)
5SFR	(5,800)	(5,800)	(5,800)	(5,800)	(5,800)
5SFR	(119,070)	(119,070)	(119,070)	(119,070)	(119,070)
5SFR	(193,644)	(193,644)	(193,644)	(193,644)	(193,644)
5SFR	(79,796)	(79,796)	(79,796)	(79,796)	(79,796)
6SFR	(226,136)	(180,909)	(226,136)	(226,136)	(226,136)
6SFR	(72,463)	(96,617)	(72,463)	(72,463)	(72,463)
9SFR	(60,693)	(60,693)	(60,693)	(60,693)	(60,693)
Total Caribbean Development Bank (TCInvest)	(984,986)	(963,913)	(984,986)	(984,986)	(984,986)
Statutory Body and PPP/PFI Debt					
Public borrowing includes the risk-weighted debts and PPP/PFI arrangements of statutory bodies ¹					
FCIB loans to Turks and Caicos Islands Airport Authority					
Principal repayments by statutory body	(6,300,000)	(7,000,000)	(7,700,000)	(8,400,000)	(9,800,000)
RISK WEIGHTING: 20% ¹	(1,260,000)	(1,400,000)	(1,540,000)	(1,680,000)	(1,960,000)
Various lenders - PPP²					
Principal repayment application of unitary charge	(2,409,966)	(2,323,861)	(2,776,344)	(3,093,333)	(3,446,515)
RISK WEIGHTING: 100% ¹	(2,409,966)	(2,323,861)	(2,776,344)	(3,093,333)	(3,446,515)
TOTAL COMMERCIAL LOANS AND BONDS REPAYMENT	(22,249,842)	(16,893,887)	(17,239,648)	(195,000,464)	(29,896,502)
TOTAL RISK WEIGHTED LOANS AND BONDS REPAYMENT	(17,209,842)	(11,293,887)	(11,079,648)	(188,280,464)	(22,056,502)

¹ The definition of public borrowing and the risk-weightings attached to PPP/PFI arrangements and to each Statutory Body are set out in TCIG's Public Financial Management Framework (2012)

² The only existing PPP arrangement held by TCIG is with Interhealth Canada for provision of hospitals and hospital-related services in Providenciales and Grand Turk

GOVERNMENT OF THE TURKS AND CAICOS ISLANDS

Contingent Liabilities

As at March 31, 2013

STATEMENT OF CONTINGENT LIABILITIES AS AT 31ST MARCH 2014		
	DETAILS	AMOUNT US\$
Statutory bodies	The Government is obligated to meet any deficit resulting from the operations of various statutory bodies. At 31st March 2013, the following statutory bodies recorded an annual Tourist Board - Potential liabilities of outstanding payroll costs two pending litigations National Health Insurance Board	340,000 170,751
Total - Statutory Bodies		510,751
National Insurance Board	National Insurance Board - Under section 48(2) of the National Insurance Ordinance 1991, any temporary insufficiency in the assets of the National Insurance Fund is to be met from money provided from the Consolidated Fund. At 31 March 2013, the reserves of the National Insurance Board were \$183,581,024.	
Litigation	The Government is subject to claims and potential claims related to breach of contract, damages to persons and property and like items. The effect of legal claims cannot be determined until they are settled or dismissed. No liability has been admitted or is foreseen, and no provision for claims is included in the financial statements. Any resulting losses will be recorded in the year when an amount can reasonably be determined. Litigations (by Department) Immigration Department TCI Education Department Prisons Department Customs Department Ministry of Finance Ministry of Health Others Trade Wind Industries vs. Attorney General's Chambers - in Arbitration	60,000 20,000 110,000 452,000 28,594 167,000 2,335,000 3,000,000
Total - Litigation		6,172,594
Subsidies	The Government has in the past entered into long term contracts with service providers to subsidise the cost of utilities to some Islands. This represents a commitment for the remaining duration of the contract - the amount of which has yet to be quantified by Government for disclosure in this Statement.	
TOTAL CONTINGENT LIABILITY AS AT MARCH 31, 2014		6,683,345